

Fédération Luxembourgeoise
de Natation et de Sauvetage

LUXEMBOURG

LET'S MAKE IT HAPPEN

21st Luxembourg Euro Meet 2019
Luxembourg, 25th - 27th January 2019

1 - Friday morning

25.01.2019 - 8:30

Event 1 Women, 400m Medley 2005 and older
25.01.2019 - 9:30 sponsored by: BGL Results


| | | | | | |
|-----------------|---------|----------------|-----|------------|------------|
| Meet Record | 4:34.33 | HOSSZU Katinka | HUN | Luxembourg | 29.01.2016 |
| World Record | 4:26.36 | HOSSZU Katinka | HUN | Rio (BRA) | 06.08.2016 |
| European Record | 4:26.36 | HOSSZU Katinka | HUN | Rio (BRA) | 06.08.2016 |

Open 18 +: 5:21.15 / Junior 16 - 17: 5:37.00 / Youth 14 - 15: 5:48.00

Points: FINA 2018

| Rank | YB | | Time | | | | Pts | |
|-------------|-------------------------|---------------|-------|----------------------------|-------|----------------|-------|---------------|
| Open | | | | | | | | |
| 1. | HOSSZU Katinka | | 89 | Iron Swim | | 4:38.92 | 870 | |
| | 50m: | 29.42 29.42 | 150m: | 1:39.23 36.16 | 250m: | 2:54.94 40.00 | 350m: | 4:07.74 32.07 |
| | 100m: | 1:03.07 33.65 | 200m: | 2:14.94 35.71 | 300m: | 3:35.67 40.73 | 400m: | 4:38.92 31.18 |
| 2. | GLENISTER Michaela | | 02 | Swim England East Midlands | | 4:51.10 | 766 | |
| | 50m: | 30.93 30.93 | 150m: | 1:46.07 38.29 | 250m: | 3:04.19 41.05 | 350m: | 4:18.38 33.18 |
| | 100m: | 1:07.78 36.85 | 200m: | 2:23.14 37.07 | 300m: | 3:45.20 41.01 | 400m: | 4:51.10 32.72 |
| 3. | VILLESEN Katrine Bukh | | 00 | Aalborg Svoemmeklub | | 4:53.06 | 750 | |
| | 50m: | 30.41 30.41 | 150m: | 1:44.94 40.30 | 250m: | 3:04.98 41.85 | 350m: | 4:20.78 33.56 |
| | 100m: | 1:04.64 34.23 | 200m: | 2:23.13 38.19 | 300m: | 3:47.22 42.24 | 400m: | 4:53.06 32.28 |
| 4. | COLBERT Freya | | 04 | Swim England East Midlands | | 4:54.98 | 736 | |
| | 50m: | 30.70 30.70 | 150m: | 1:44.81 38.44 | 250m: | 3:04.81 42.01 | 350m: | 4:21.83 34.61 |
| | 100m: | 1:06.37 35.67 | 200m: | 2:22.80 37.99 | 300m: | 3:47.22 42.41 | 400m: | 4:54.98 33.15 |
| 5. | DUUS Mia Steen | | 01 | Denmark Senior | | 4:56.74 | 723 | |
| | 50m: | 30.12 30.12 | 150m: | 1:46.29 41.67 | 250m: | 3:07.36 41.86 | 350m: | 4:23.00 35.03 |
| | 100m: | 1:04.62 34.50 | 200m: | 2:25.50 39.21 | 300m: | 3:47.97 40.61 | 400m: | 4:56.74 33.74 |
| 6. | ERHART Samira Svea | | 99 | SC Wiesbaden 1911 | | 4:59.28 | 704 | |
| | 50m: | 31.28 31.28 | 150m: | 1:46.86 40.65 | 250m: | 3:07.63 42.24 | 350m: | 4:26.12 35.56 |
| | 100m: | 1:06.21 34.93 | 200m: | 2:25.39 38.53 | 300m: | 3:50.56 42.93 | 400m: | 4:59.28 33.16 |
| 7. | WIZARD Betsy | | 03 | Swim England East Midlands | | 4:59.31 | 704 | |
| | 50m: | 30.73 30.73 | 150m: | 1:45.11 39.39 | 250m: | 3:08.41 45.33 | 350m: | 4:27.03 33.96 |
| | 100m: | 1:05.72 34.99 | 200m: | 2:23.08 37.97 | 300m: | 3:53.07 44.66 | 400m: | 4:59.31 32.28 |
| 8. | PALLESEN Victoria Haahr | | 02 | Denmark Junior | | 5:02.98 | 679 | |
| | 50m: | 31.18 31.18 | 150m: | 1:47.79 40.34 | 250m: | 3:09.76 42.84 | 350m: | 4:28.57 35.77 |
| | 100m: | 1:07.45 36.27 | 200m: | 2:26.92 39.13 | 300m: | 3:52.80 43.04 | 400m: | 5:02.98 34.41 |
| 9. | FRANQUINET Ambre | | 04 | Liege Mosan | | 5:04.82 | 667 | |
| | 50m: | 31.27 31.27 | 150m: | 1:49.45 41.34 | 250m: | 3:10.71 42.21 | 350m: | 4:30.22 36.21 |
| | 100m: | 1:08.11 36.84 | 200m: | 2:28.50 39.05 | 300m: | 3:54.01 43.30 | 400m: | 5:04.82 34.60 |
| 10. | HUBER Annika | | 03 | VFL Sindelfingen | | 5:07.74 | 648 | |
| | 50m: | 31.89 31.89 | 150m: | 1:51.47 41.01 | 250m: | 3:13.17 42.12 | 350m: | 4:33.19 36.60 |
| | 100m: | 1:10.46 38.57 | 200m: | 2:31.05 39.58 | 300m: | 3:56.59 43.42 | 400m: | 5:07.74 34.55 |
| 11. | MALUKA Ieva | | 03 | BJSS Ridzene DSN | | 5:08.39 | 644 | |
| | 50m: | 33.01 33.01 | 150m: | 1:52.97 41.72 | 250m: | 3:16.59 42.53 | 350m: | 4:34.96 35.14 |
| | 100m: | 1:11.25 38.24 | 200m: | 2:34.06 41.09 | 300m: | 3:59.82 43.23 | 400m: | 5:08.39 33.43 |
| 12. | RIJKHOFF Lisa | | 01 | Aalborg Svoemmeklub | | 5:11.55 | 624 | |
| | 50m: | 30.44 30.44 | 150m: | 1:49.72 43.37 | 250m: | 3:15.93 44.02 | 350m: | 4:36.80 35.43 |
| | 100m: | 1:06.35 35.91 | 200m: | 2:31.91 42.19 | 300m: | 4:01.37 45.44 | 400m: | 5:11.55 34.75 |





Fédération Luxembourgeoise
de Natation et de Sauvetage

LUXEMBOURG


LET'S MAKE IT HAPPEN

21st Luxembourg Euro Meet 2019
Luxembourg, 25th - 27th January 2019

Event 1, Women, 400m Medley, Open

| Rank | YB | | | | | | Time | Pts |
|------|--|-------|---------------|-------|---------------|-------|----------------|-------|
| 13. | JUNG Maike 02 Swimteam Heddos | | | | | | 5:12.96 | 616 |
| | 50m: 32.89 | 32.89 | 150m: 1:53.29 | 42.19 | 250m: 3:17.90 | 42.58 | 350m: 4:37.82 | 36.90 |
| | 100m: 1:11.10 | 38.21 | 200m: 2:35.32 | 42.03 | 300m: 4:00.92 | 43.02 | 400m: 5:12.96 | 35.14 |
| 14. | PETERSEN Sofie Theophil 03 Denmark Junior | | | | | | 5:14.75 | 606 |
| | 50m: 32.77 | 32.77 | 150m: 1:51.12 | 39.28 | 250m: 3:16.42 | 45.59 | 350m: 4:39.12 | 36.59 |
| | 100m: 1:11.84 | 39.07 | 200m: 2:30.83 | 39.71 | 300m: 4:02.53 | 46.11 | 400m: 5:14.75 | 35.63 |
| 15. | DUPONT Zia 02 FFN Ouest | | | | | | 5:15.65 | 600 |
| | 50m: 32.42 | 32.42 | 150m: 1:55.72 | 44.80 | 250m: 3:19.44 | 41.00 | 350m: 4:40.23 | 38.03 |
| | 100m: 1:10.92 | 38.50 | 200m: 2:38.44 | 42.72 | 300m: 4:02.20 | 42.76 | 400m: 5:15.65 | 35.42 |
| 16. | COLBERT Molly 01 Nova Centurion SC | | | | | | 5:16.03 | 598 |
| | 50m: 31.92 | 31.92 | 150m: 1:51.17 | 42.23 | 250m: 3:17.55 | 44.71 | 350m: 4:39.90 | 36.96 |
| | 100m: 1:08.94 | 37.02 | 200m: 2:32.84 | 41.67 | 300m: 4:02.94 | 45.39 | 400m: 5:16.03 | 36.13 |
| 17. | HARISBOURE Ambre 04 Collectif Nouvelle-Aquitaine | | | | | | 5:20.58 | 573 |
| | 50m: 32.74 | 32.74 | 150m: 1:52.70 | 41.74 | 250m: 3:19.76 | 46.89 | 350m: 4:44.68 | 38.15 |
| | 100m: 1:10.96 | 38.22 | 200m: 2:32.87 | 40.17 | 300m: 4:06.53 | 46.77 | 400m: 5:20.58 | 35.90 |
| 18. | SOERENSEN Karoline 02 Denmark Junior | | | | | | 5:22.14 | 565 |
| | 50m: 32.46 | 32.46 | 150m: 1:49.87 | 38.45 | 250m: 3:17.28 | 49.70 | 350m: 4:45.68 | 38.10 |
| | 100m: 1:11.42 | 38.96 | 200m: 2:27.58 | 37.71 | 300m: 4:07.58 | 50.30 | 400m: 5:22.14 | 36.46 |
| 19. | SILANI Sofia 05 Dimensione Nuoto | | | | | | 5:22.81 | 561 |
| | 50m: 33.94 | 33.94 | 150m: 1:56.72 | 43.03 | 250m: 3:24.44 | 45.12 | 350m: 4:47.49 | 37.07 |
| | 100m: 1:13.69 | 39.75 | 200m: 2:39.32 | 42.60 | 300m: 4:10.42 | 45.98 | 400m: 5:22.81 | 35.32 |
| 20. | GARNIER Juliette 04 Collectif Nouvelle-Aquitaine | | | | | | 5:23.58 | 557 |
| | 50m: 34.77 | 34.77 | 150m: 1:57.52 | 43.22 | 250m: 3:23.87 | 44.68 | 350m: 4:46.88 | 38.32 |
| | 100m: 1:14.30 | 39.53 | 200m: 2:39.19 | 41.67 | 300m: 4:08.56 | 44.69 | 400m: 5:23.58 | 36.70 |
| 21. | OLESEN Ida 03 Aalborg Svoemmeklub | | | | | | 5:24.26 | 554 |
| | 50m: 34.75 | 34.75 | 150m: 1:54.80 | 40.27 | 250m: 3:21.61 | 47.24 | 350m: 4:47.06 | 38.78 |
| | 100m: 1:14.53 | 39.78 | 200m: 2:34.37 | 39.57 | 300m: 4:08.28 | 46.67 | 400m: 5:24.26 | 37.20 |
| 22. | MAYE Misty 02 Cercle des Nageurs de Sion | | | | | | 5:26.77 | 541 |
| | 50m: 33.17 | 33.17 | 150m: 1:55.92 | 43.17 | 250m: 3:24.92 | 46.68 | 350m: 4:49.63 | 38.08 |
| | 100m: 1:12.75 | 39.58 | 200m: 2:38.24 | 42.32 | 300m: 4:11.55 | 46.63 | 400m: 5:26.77 | 37.14 |
| 23. | ZWING Katharina 05 SSG Saar Max Ritter | | | | | | 5:27.46 | 538 |
| | 50m: 32.80 | 32.80 | 150m: 1:55.22 | 44.09 | 250m: 3:24.21 | 45.47 | 350m: 4:50.11 | 37.83 |
| | 100m: 1:11.13 | 38.33 | 200m: 2:38.74 | 43.52 | 300m: 4:12.28 | 48.07 | 400m: 5:27.46 | 37.35 |
| 24. | SCHIMMEL Hilja 03 Team West | | | | | | 5:30.36 | 524 |
| | 50m: 31.11 | 31.11 | 150m: 1:54.22 | 45.24 | 250m: 3:24.67 | 46.98 | 350m: 4:52.38 | 40.29 |
| | 100m: 1:08.98 | 37.87 | 200m: 2:37.69 | 43.47 | 300m: 4:12.09 | 47.42 | 400m: 5:30.36 | 37.98 |
| 25. | CUTILLO Lena 03 Liege Mosan | | | | | | 5:31.19 | 520 |
| | 50m: 34.37 | 34.37 | 150m: 1:57.47 | 43.58 | 250m: 3:27.79 | 48.20 | 350m: 4:54.64 | 38.64 |
| | 100m: 1:13.89 | 39.52 | 200m: 2:39.59 | 42.12 | 300m: 4:16.00 | 48.21 | 400m: 5:31.19 | 36.55 |
| 26. | STRUZZI Giulia 04 Dimensione Nuoto | | | | | | 5:32.11 | 515 |
| | 50m: 34.53 | 34.53 | 150m: 1:58.94 | 44.30 | 250m: 3:29.15 | 47.79 | 350m: 4:55.51 | 38.50 |
| | 100m: 1:14.64 | 40.11 | 200m: 2:41.36 | 42.42 | 300m: 4:17.01 | 47.86 | 400m: 5:32.11 | 36.60 |
| 27. | VOGELMANN Joelle 05 SV Nikar Heidelberg | | | | | | 5:33.44 | 509 |
| | 50m: 34.30 | 34.30 | 150m: 2:01.86 | 45.40 | 250m: 3:30.72 | 45.57 | 350m: 4:56.25 | 38.97 |
| | 100m: 1:16.46 | 42.16 | 200m: 2:45.15 | 43.29 | 300m: 4:17.28 | 46.56 | 400m: 5:33.44 | 37.19 |





Fédération Luxembourgeoise
de Natation et de Sauvetage

LUXEMBOURG

LET'S MAKE IT HAPPEN

21st Luxembourg Euro Meet 2019
Luxembourg, 25th - 27th January 2019

Event 1, Women, 400m Medley, Open

| Rank | YB | | | | Time | Pts |
|------|---------------------|---------------------|--------------------------------|---------------------|-------|-----|
| 28. | MUELLER Jolina | 04 | SOG Saar Max Ritter | 5:37.00 | 493 | |
| | 50m: 35.47 35.47 | 150m: 2:02.79 43.82 | 250m: 3:31.38 46.34 | 350m: 4:59.08 40.87 | | |
| | 100m: 1:18.97 43.50 | 200m: 2:45.04 42.25 | 300m: 4:18.21 46.83 | 400m: 5:37.00 37.92 | | |
| 29. | HARTMANN Luisa | 04 | SC Neustadt/Weinstr. | 5:37.94 | 489 | |
| | 50m: 34.40 34.40 | 150m: 2:02.99 45.80 | 250m: 3:33.66 46.76 | 350m: 5:01.37 39.63 | | |
| | 100m: 1:17.19 42.79 | 200m: 2:46.90 43.91 | 300m: 4:21.74 48.08 | 400m: 5:37.94 36.57 | | |
| 30. | GUARNACCIA Soledad | 03 | Club Nautique du Val de Fensch | 5:39.48 | 483 * | |
| | 50m: 34.15 34.15 | 150m: 2:02.70 47.03 | 250m: 3:35.82 47.72 | 350m: 5:02.45 38.12 | | |
| | 100m: 1:15.67 41.52 | 200m: 2:48.10 45.40 | 300m: 4:24.33 48.51 | 400m: 5:39.48 37.03 | | |
| 31. | KILDAHL Sarah | 04 | Aarhus Swim | 5:41.04 | 476 | |
| | 50m: 34.17 34.17 | 150m: 2:02.85 47.01 | 250m: 3:31.63 44.87 | 350m: 5:00.94 42.57 | | |
| | 100m: 1:15.84 41.67 | 200m: 2:46.76 43.91 | 300m: 4:18.37 46.74 | 400m: 5:41.04 40.10 | | |
| 32. | SAUDRAIS Svetlana | 04 | FFN Ouest | 5:41.36 | 475 | |
| | 50m: 32.79 32.79 | 150m: 1:57.19 43.47 | 250m: 3:31.59 53.35 | 350m: 5:03.99 38.21 | | |
| | 100m: 1:13.72 40.93 | 200m: 2:38.24 41.05 | 300m: 4:25.78 54.19 | 400m: 5:41.36 37.37 | | |
| 33. | FORSON Kaya | 02 | Ghana Swimming | 5:45.39 | 458 * | |
| | 50m: 35.08 35.08 | 150m: 2:03.70 45.51 | 250m: 3:37.42 50.45 | 350m: 5:08.13 38.84 | | |
| | 100m: 1:18.19 43.11 | 200m: 2:46.97 43.27 | 300m: 4:29.29 51.87 | 400m: 5:45.39 37.26 | | |
| DNS | DAVIES Erin | 03 | Swim Wales | | | |
| DNS | MAJOR Scarlet | 03 | Swim Wales | | | |
| DNS | SCHNEIDER Mara | 02 | SG Rhein-Mosel | | | |
| DNS | FORSON Zaira | 05 | Ghana Swimming | | | |

Junior

| | | | | | |
|----|-------------------------|---------------------|----------------------------|---------------------|-----|
| 1. | GLENISTER Michaela | 02 | Swim England East Midlands | 4:51.10 | 766 |
| | 50m: 30.93 30.93 | 150m: 1:46.07 38.29 | 250m: 3:04.19 41.05 | 350m: 4:18.38 33.18 | |
| | 100m: 1:07.78 36.85 | 200m: 2:23.14 37.07 | 300m: 3:45.20 41.01 | 400m: 4:51.10 32.72 | |
| 2. | WIZARD Betsy | 03 | Swim England East Midlands | 4:59.31 | 704 |
| | 50m: 30.73 30.73 | 150m: 1:45.11 39.39 | 250m: 3:08.41 45.33 | 350m: 4:27.03 33.96 | |
| | 100m: 1:05.72 34.99 | 200m: 2:23.08 37.97 | 300m: 3:53.07 44.66 | 400m: 4:59.31 32.28 | |
| 3. | PALLESEN Victoria Haahr | 02 | Denmark Junior | 5:02.98 | 679 |
| | 50m: 31.18 31.18 | 150m: 1:47.79 40.34 | 250m: 3:09.76 42.84 | 350m: 4:28.57 35.77 | |
| | 100m: 1:07.45 36.27 | 200m: 2:26.92 39.13 | 300m: 3:52.80 43.04 | 400m: 5:02.98 34.41 | |
| 4. | HUBER Annika | 03 | VFL Sindelfingen | 5:07.74 | 648 |
| | 50m: 31.89 31.89 | 150m: 1:51.47 41.01 | 250m: 3:13.17 42.12 | 350m: 4:33.19 36.60 | |
| | 100m: 1:10.46 38.57 | 200m: 2:31.05 39.58 | 300m: 3:56.59 43.42 | 400m: 5:07.74 34.55 | |
| 5. | MALUKA Ieva | 03 | BJSS Ridzene DSN | 5:08.39 | 644 |
| | 50m: 33.01 33.01 | 150m: 1:52.97 41.72 | 250m: 3:16.59 42.53 | 350m: 4:34.96 35.14 | |
| | 100m: 1:11.25 38.24 | 200m: 2:34.06 41.09 | 300m: 3:59.82 43.23 | 400m: 5:08.39 33.43 | |
| 6. | JUNG Maike | 02 | Swimteam Heddes | 5:12.96 | 616 |
| | 50m: 32.89 32.89 | 150m: 1:53.29 42.19 | 250m: 3:17.90 42.58 | 350m: 4:37.82 36.90 | |
| | 100m: 1:11.10 38.21 | 200m: 2:35.32 42.03 | 300m: 4:00.92 43.02 | 400m: 5:12.96 35.14 | |
| 7. | PETERSEN Sofie Theophil | 03 | Denmark Junior | 5:14.75 | 606 |
| | 50m: 32.77 32.77 | 150m: 1:51.12 39.28 | 250m: 3:16.42 45.59 | 350m: 4:39.12 36.59 | |
| | 100m: 1:11.84 39.07 | 200m: 2:30.83 39.71 | 300m: 4:02.53 46.11 | 400m: 5:14.75 35.63 | |





Fédération Luxembourgeoise
de Natation et de Sauvetage

LUXEMBOURG

LET'S MAKE IT HAPPEN

21st Luxembourg Euro Meet 2019
Luxembourg, 25th - 27th January 2019

Event 1, Women, 400m Medley, Junior

| Rank | | | | YB | | | | | Time | Pts | | |
|------|--------------------|---------|-------|-------|--------------------------------|-------|-------|---------|----------------|-------|---------|-------|
| 8. | DUPONT Zia | | | 02 | FFN Ouest | | | | 5:15.65 | 600 | | |
| | 50m: | 32.42 | 32.42 | 150m: | 1:55.72 | 44.80 | 250m: | 3:19.44 | 41.00 | 350m: | 4:40.23 | 38.03 |
| | 100m: | 1:10.92 | 38.50 | 200m: | 2:38.44 | 42.72 | 300m: | 4:02.20 | 42.76 | 400m: | 5:15.65 | 35.42 |
| 9. | SOERENSEN Karoline | | | 02 | Denmark Junior | | | | 5:22.14 | 565 | | |
| | 50m: | 32.46 | 32.46 | 150m: | 1:49.87 | 38.45 | 250m: | 3:17.28 | 49.70 | 350m: | 4:45.68 | 38.10 |
| | 100m: | 1:11.42 | 38.96 | 200m: | 2:27.58 | 37.71 | 300m: | 4:07.58 | 50.30 | 400m: | 5:22.14 | 36.46 |
| 10. | OLESEN Ida | | | 03 | Aalborg Svoemmeklub | | | | 5:24.26 | 554 | | |
| | 50m: | 34.75 | 34.75 | 150m: | 1:54.80 | 40.27 | 250m: | 3:21.61 | 47.24 | 350m: | 4:47.06 | 38.78 |
| | 100m: | 1:14.53 | 39.78 | 200m: | 2:34.37 | 39.57 | 300m: | 4:08.28 | 46.67 | 400m: | 5:24.26 | 37.20 |
| 11. | MAYE Misty | | | 02 | Cercle des Nageurs de Sion | | | | 5:26.77 | 541 | | |
| | 50m: | 33.17 | 33.17 | 150m: | 1:55.92 | 43.17 | 250m: | 3:24.92 | 46.68 | 350m: | 4:49.63 | 38.08 |
| | 100m: | 1:12.75 | 39.58 | 200m: | 2:38.24 | 42.32 | 300m: | 4:11.55 | 46.63 | 400m: | 5:26.77 | 37.14 |
| 12. | SCHIMMEL Hilja | | | 03 | Team West | | | | 5:30.36 | 524 | | |
| | 50m: | 31.11 | 31.11 | 150m: | 1:54.22 | 45.24 | 250m: | 3:24.67 | 46.98 | 350m: | 4:52.38 | 40.29 |
| | 100m: | 1:08.98 | 37.87 | 200m: | 2:37.69 | 43.47 | 300m: | 4:12.09 | 47.42 | 400m: | 5:30.36 | 37.98 |
| 13. | CUTILLO Lena | | | 03 | Liege Mosan | | | | 5:31.19 | 520 | | |
| | 50m: | 34.37 | 34.37 | 150m: | 1:57.47 | 43.58 | 250m: | 3:27.79 | 48.20 | 350m: | 4:54.64 | 38.64 |
| | 100m: | 1:13.89 | 39.52 | 200m: | 2:39.59 | 42.12 | 300m: | 4:16.00 | 48.21 | 400m: | 5:31.19 | 36.55 |
| 14. | GUARNACCIA Soledad | | | 03 | Club Nautique du Val de Fensch | | | | 5:39.48 | 483 * | | |
| | 50m: | 34.15 | 34.15 | 150m: | 2:02.70 | 47.03 | 250m: | 3:35.82 | 47.72 | 350m: | 5:02.45 | 38.12 |
| | 100m: | 1:15.67 | 41.52 | 200m: | 2:48.10 | 45.40 | 300m: | 4:24.33 | 48.51 | 400m: | 5:39.48 | 37.03 |
| 15. | FORSON Kaya | | | 02 | Ghana Swimming | | | | 5:45.39 | 458 * | | |
| | 50m: | 35.08 | 35.08 | 150m: | 2:03.70 | 45.51 | 250m: | 3:37.42 | 50.45 | 350m: | 5:08.13 | 38.84 |
| | 100m: | 1:18.19 | 43.11 | 200m: | 2:46.97 | 43.27 | 300m: | 4:29.29 | 51.87 | 400m: | 5:45.39 | 37.26 |
| DNS | DAVIES Erin | | | 03 | Swim Wales | | | | | | | |
| DNS | MAJOR Scarlet | | | 03 | Swim Wales | | | | | | | |
| DNS | SCHNEIDER Mara | | | 02 | SG Rhein-Mosel | | | | | | | |

Youth

| | | | | | | | | | | | | |
|----|------------------|---------|-------|-------|------------------------------|-------|-------|---------|----------------|-------|---------|-------|
| 1. | COLBERT Freya | | | 04 | Swim England East Midlands | | | | 4:54.98 | 736 | | |
| | 50m: | 30.70 | 30.70 | 150m: | 1:44.81 | 38.44 | 250m: | 3:04.81 | 42.01 | 350m: | 4:21.83 | 34.61 |
| | 100m: | 1:06.37 | 35.67 | 200m: | 2:22.80 | 37.99 | 300m: | 3:47.22 | 42.41 | 400m: | 4:54.98 | 33.15 |
| 2. | FRANQUINET Ambre | | | 04 | Liege Mosan | | | | 5:04.82 | 667 | | |
| | 50m: | 31.27 | 31.27 | 150m: | 1:49.45 | 41.34 | 250m: | 3:10.71 | 42.21 | 350m: | 4:30.22 | 36.21 |
| | 100m: | 1:08.11 | 36.84 | 200m: | 2:28.50 | 39.05 | 300m: | 3:54.01 | 43.30 | 400m: | 5:04.82 | 34.60 |
| 3. | HARISBOURE Ambre | | | 04 | Collectif Nouvelle-Aquitaine | | | | 5:20.58 | 573 | | |
| | 50m: | 32.74 | 32.74 | 150m: | 1:52.70 | 41.74 | 250m: | 3:19.76 | 46.89 | 350m: | 4:44.68 | 38.15 |
| | 100m: | 1:10.96 | 38.22 | 200m: | 2:32.87 | 40.17 | 300m: | 4:06.53 | 46.77 | 400m: | 5:20.58 | 35.90 |
| 4. | SILANI Sofia | | | 05 | Dimensione Nuoto | | | | 5:22.81 | 561 | | |
| | 50m: | 33.94 | 33.94 | 150m: | 1:56.72 | 43.03 | 250m: | 3:24.44 | 45.12 | 350m: | 4:47.49 | 37.07 |
| | 100m: | 1:13.69 | 39.75 | 200m: | 2:39.32 | 42.60 | 300m: | 4:10.42 | 45.98 | 400m: | 5:22.81 | 35.32 |
| 5. | GARNIER Juliette | | | 04 | Collectif Nouvelle-Aquitaine | | | | 5:23.58 | 557 | | |
| | 50m: | 34.77 | 34.77 | 150m: | 1:57.52 | 43.22 | 250m: | 3:23.87 | 44.68 | 350m: | 4:46.88 | 38.32 |
| | 100m: | 1:14.30 | 39.53 | 200m: | 2:39.19 | 41.67 | 300m: | 4:08.56 | 44.69 | 400m: | 5:23.58 | 36.70 |
| 6. | ZWING Katharina | | | 05 | SSG Saar Max Ritter | | | | 5:27.46 | 538 | | |
| | 50m: | 32.80 | 32.80 | 150m: | 1:55.22 | 44.09 | 250m: | 3:24.21 | 45.47 | 350m: | 4:50.11 | 37.83 |
| | 100m: | 1:11.13 | 38.33 | 200m: | 2:38.74 | 43.52 | 300m: | 4:12.28 | 48.07 | 400m: | 5:27.46 | 37.35 |





Fédération Luxembourgeoise
de Natation et de Sauvetage

LUXEMBOURG


LET'S MAKE IT HAPPEN

21st Luxembourg Euro Meet 2019
Luxembourg, 25th - 27th January 2019

Event 1, Girls, 400m Medley, Youth

| Rank | | | YB | | | | | Time | Pts | |
|------|-------------------|---------------|-------|----------------------|-------|---------------|-------|----------------|-----|--|
| 7. | STRUZZI Giulia | | 04 | Dimensione Nuoto | | | | 5:32.11 | 515 | |
| | 50m: | 34.53 34.53 | 150m: | 1:58.94 44.30 | 250m: | 3:29.15 47.79 | 350m: | 4:55.51 38.50 | | |
| | 100m: | 1:14.64 40.11 | 200m: | 2:41.36 42.42 | 300m: | 4:17.01 47.86 | 400m: | 5:32.11 36.60 | | |
| 8. | VOGELMANN Joelle | | 05 | SV Nikar Heidelberg | | | | 5:33.44 | 509 | |
| | 50m: | 34.30 34.30 | 150m: | 2:01.86 45.40 | 250m: | 3:30.72 45.57 | 350m: | 4:56.25 38.97 | | |
| | 100m: | 1:16.46 42.16 | 200m: | 2:45.15 43.29 | 300m: | 4:17.28 46.56 | 400m: | 5:33.44 37.19 | | |
| 9. | MUELLER Jolina | | 04 | SSG Saar Max Ritter | | | | 5:37.00 | 493 | |
| | 50m: | 35.47 35.47 | 150m: | 2:02.79 43.82 | 250m: | 3:31.38 46.34 | 350m: | 4:59.08 40.87 | | |
| | 100m: | 1:18.97 43.50 | 200m: | 2:45.04 42.25 | 300m: | 4:18.21 46.83 | 400m: | 5:37.00 37.92 | | |
| 10. | HARTMANN Luisa | | 04 | SC Neustadt/Weinstr. | | | | 5:37.94 | 489 | |
| | 50m: | 34.40 34.40 | 150m: | 2:02.99 45.80 | 250m: | 3:33.66 46.76 | 350m: | 5:01.37 39.63 | | |
| | 100m: | 1:17.19 42.79 | 200m: | 2:46.90 43.91 | 300m: | 4:21.74 48.08 | 400m: | 5:37.94 36.57 | | |
| 11. | KILDAHL Sarah | | 04 | Aarhus Swim | | | | 5:41.04 | 476 | |
| | 50m: | 34.17 34.17 | 150m: | 2:02.85 47.01 | 250m: | 3:31.63 44.87 | 350m: | 5:00.94 42.57 | | |
| | 100m: | 1:15.84 41.67 | 200m: | 2:46.76 43.91 | 300m: | 4:18.37 46.74 | 400m: | 5:41.04 40.10 | | |
| 12. | SAUDRAIS Svetlana | | 04 | FFN Ouest | | | | 5:41.36 | 475 | |
| | 50m: | 32.79 32.79 | 150m: | 1:57.19 43.47 | 250m: | 3:31.59 53.35 | 350m: | 5:03.99 38.21 | | |
| | 100m: | 1:13.72 40.93 | 200m: | 2:38.24 41.05 | 300m: | 4:25.78 54.19 | 400m: | 5:41.36 37.37 | | |
| DNS | FORSON Zaira | | 05 | Ghana Swimming | | | | | | |





Fédération Luxembourgeoise
de Natation et de Sauvetage

LUXEMBOURG

LET'S MAKE IT HAPPEN

21st Luxembourg Euro Meet 2019
Luxembourg, 25th - 27th January 2019

| Event 2 | Men, 400m Medley | | | | 2004 and older |
|---|-------------------|----------------|-----|---------------|----------------|
| 25.01.2019 - 9:50 | sponsored by: BGL | | | | Results |
| Meet Record | 4:16.65 | LITCHFIELD Max | GBR | Luxembourg | 27.01.2017 |
| World Record | 4:03.84 | PHELPS Michael | USA | Beijing (CHN) | 10.08.2008 |
| European Record | 4:06.16 | CSEH Laszlo | HUN | Beijing (CHN) | 10.08.2008 |
| Open 19 +: 4:50.85 / Junior 17 - 18: 5:07.80 / Youth 15 - 16: 5:17.90 | | | | | |

Points: FINA 2018

| Rank | YB | | Time | | Pts |
|-------------|-----------------------------|---------------------|-----------------------------------|---------------------|------------|
| Open | | | | | |
| 1. | VERRASZTO David | 88 | Team Hungary | 4:18.36 | 840 |
| | 50m: 28.09 28.09 | 150m: 1:32.97 33.02 | 250m: 2:41.92 35.96 | 350m: 3:49.12 31.07 | |
| | 100m: 59.95 31.86 | 200m: 2:05.96 32.99 | 300m: 3:18.05 36.13 | 400m: 4:18.36 29.24 | |
| 2. | SHEMBEREV Maksym | 93 | Azerbaijan | 4:23.19 | 795 |
| | 50m: 28.25 28.25 | 150m: 1:34.96 34.95 | 250m: 2:45.50 36.24 | 350m: 3:53.19 31.41 | |
| | 100m: 1:00.01 31.76 | 200m: 2:09.26 34.30 | 300m: 3:21.78 36.28 | 400m: 4:23.19 30.00 | |
| 3. | KNIPPING Arjan | 94 | PSV | 4:24.81 | 780 |
| | 50m: 27.87 27.87 | 150m: 1:35.07 34.84 | 250m: 2:46.20 36.06 | 350m: 3:54.48 32.10 | |
| | 100m: 1:00.23 32.36 | 200m: 2:10.14 35.07 | 300m: 3:22.38 36.18 | 400m: 4:24.81 30.33 | |
| 4. | ROMANCHUK Mykhaylo | 96 | Energy Standard | 4:24.99 | 779 |
| | 50m: 28.80 28.80 | 150m: 1:36.53 35.54 | 250m: 2:48.76 37.95 | 350m: 3:56.88 29.79 | |
| | 100m: 1:00.99 32.19 | 200m: 2:10.81 34.28 | 300m: 3:27.09 38.33 | 400m: 4:24.99 28.11 | |
| 5. | BRAUNBERGER Richard | 00 | Hessischer Schwimm-Verband | 4:29.21 | 743 |
| | 50m: 28.97 28.97 | 150m: 1:38.15 35.97 | 250m: 2:50.96 38.14 | 350m: 3:59.55 30.73 | |
| | 100m: 1:02.18 33.21 | 200m: 2:12.82 34.67 | 300m: 3:28.82 37.86 | 400m: 4:29.21 29.66 | |
| 6. | STUPIN Maxim | 00 | Moscow Club | 4:29.25 | 742 |
| | 50m: 27.50 27.50 | 150m: 1:34.86 34.80 | 250m: 2:46.32 37.36 | 350m: 3:57.56 32.61 | |
| | 100m: 1:00.06 32.56 | 200m: 2:08.96 34.10 | 300m: 3:24.95 38.63 | 400m: 4:29.25 31.69 | |
| 7. | MATTENET Emilien | 00 | Charleville Mezieres | 4:30.05 | 736 |
| | 50m: 28.65 28.65 | 150m: 1:37.02 34.72 | 250m: 2:48.99 38.13 | 350m: 3:59.98 31.61 | |
| | 100m: 1:02.30 33.65 | 200m: 2:10.86 33.84 | 300m: 3:28.37 39.38 | 400m: 4:30.05 30.07 | |
| 8. | FLOHR Julius | 95 | Hessischer Schwimm-Verband | 4:33.56 | 708 |
| | 50m: 28.41 28.41 | 150m: 1:35.92 36.39 | 250m: 2:51.48 39.87 | 350m: 4:01.99 32.14 | |
| | 100m: 59.53 31.12 | 200m: 2:11.61 35.69 | 300m: 3:29.85 38.37 | 400m: 4:33.56 31.57 | |
| 9. | STROEBEK Lucas Bruun | 01 | Denmark Junior | 4:36.40 | 686 |
| | 50m: 29.15 29.15 | 150m: 1:39.29 35.96 | 250m: 2:54.06 39.09 | 350m: 4:06.60 31.86 | |
| | 100m: 1:03.33 34.18 | 200m: 2:14.97 35.68 | 300m: 3:34.74 40.68 | 400m: 4:36.40 29.80 | |
| 10. | ZIEMANN Felix | 97 | SC Wiesbaden 1911 | 4:36.77 | 683 |
| | 50m: 28.49 28.49 | 150m: 1:38.66 36.38 | 250m: 2:53.44 39.29 | 350m: 4:04.89 32.18 | |
| | 100m: 1:02.28 33.79 | 200m: 2:14.15 35.49 | 300m: 3:32.71 39.27 | 400m: 4:36.77 31.88 | |
| 11. | GADGAARD Mikkel | 99 | Denmark Senior | 4:37.06 | 681 |
| | 50m: 28.27 28.27 | 150m: 1:38.24 37.62 | 250m: 2:52.55 38.34 | 350m: 4:05.67 33.06 | |
| | 100m: 1:00.62 32.35 | 200m: 2:14.21 35.97 | 300m: 3:32.61 40.06 | 400m: 4:37.06 31.39 | |
| | SCHMIDT Danny | 01 | Hessischer Schwimm-Verband | 4:37.06 | 681 |
| | 50m: 28.83 28.83 | 150m: 1:39.28 36.96 | 250m: 2:56.07 41.46 | 350m: 4:07.70 31.85 | |
| | 100m: 1:02.32 33.49 | 200m: 2:14.61 35.33 | 300m: 3:35.85 39.78 | 400m: 4:37.06 29.36 | |
| 13. | DUDAS Daniel | 94 | Iron Swim | 4:38.02 | 674 |
| | 50m: 27.74 27.74 | 150m: 1:39.27 38.09 | 250m: 2:55.34 39.60 | 350m: 4:07.45 32.64 | |
| | 100m: 1:01.18 33.44 | 200m: 2:15.74 36.47 | 300m: 3:34.81 39.47 | 400m: 4:38.02 30.57 | |





Fédération Luxembourgeoise
de Natation et de Sauvetage

LUXEMBOURG

LET'S MAKE IT HAPPEN

21st Luxembourg Euro Meet 2019
Luxembourg, 25th - 27th January 2019

Event 2, Men, 400m Medley, Open

| Rank | | YB | | Time | Pts |
|------|------------------------|---------------------|-------------------------------|---------------------|-----|
| 14. | ELLEGAARD Arthur Dalen | 01 | Denmark Junior | 4:38.28 | 672 |
| | 50m: 29.06 29.06 | 150m: 1:39.61 37.45 | 250m: 2:55.98 40.67 | 350m: 4:08.15 31.66 | |
| | 100m: 1:02.16 33.10 | 200m: 2:15.31 35.70 | 300m: 3:36.49 40.51 | 400m: 4:38.28 30.13 | |
| 15. | CARNEIRO Joao | 03 | Swimming Luxembourg | 4:39.05 | 667 |
| | 50m: 28.85 28.85 | 150m: 1:40.16 38.10 | 250m: 2:55.17 38.25 | 350m: 4:07.42 32.61 | |
| | 100m: 1:02.06 33.21 | 200m: 2:16.92 36.76 | 300m: 3:34.81 39.64 | 400m: 4:39.05 31.63 | |
| 16. | KOST Tim Dennis | 02 | SV Nikar Heidelberg | 4:40.46 | 657 |
| | 50m: 30.01 30.01 | 150m: 1:40.58 36.69 | 250m: 2:56.31 39.57 | 350m: 4:08.54 34.23 | |
| | 100m: 1:03.89 33.88 | 200m: 2:16.74 36.16 | 300m: 3:34.31 38.00 | 400m: 4:40.46 31.92 | |
| 17. | REMY Tom | 02 | Charleville Mezieres | 4:41.97 | 646 |
| | 50m: 29.48 29.48 | 150m: 1:40.61 37.61 | 250m: 2:56.44 39.20 | 350m: 4:09.79 33.85 | |
| | 100m: 1:03.00 33.52 | 200m: 2:17.24 36.63 | 300m: 3:35.94 39.50 | 400m: 4:41.97 32.18 | |
| 18. | HANSEN Andreas | 00 | Denmark Senior | 4:42.58 | 642 |
| | 50m: 27.43 27.43 | 150m: 1:38.06 37.92 | 250m: 2:54.86 40.05 | 350m: 4:10.66 33.69 | |
| | 100m: 1:00.14 32.71 | 200m: 2:14.81 36.75 | 300m: 3:36.97 42.11 | 400m: 4:42.58 31.92 | |
| 19. | LE PAPE Thomas | 03 | FFN Ouest | 4:43.21 | 638 |
| | 50m: 29.95 29.95 | 150m: 1:44.28 38.61 | 250m: 3:01.14 39.52 | 350m: 4:12.92 31.84 | |
| | 100m: 1:05.67 35.72 | 200m: 2:21.62 37.34 | 300m: 3:41.08 39.94 | 400m: 4:43.21 30.29 | |
| 20. | MANETSCH Lucas | 96 | Schwimmclub Uster Wallisellen | 4:43.47 | 636 |
| | 50m: 29.72 29.72 | 150m: 1:42.56 37.97 | 250m: 2:58.28 38.17 | 350m: 4:11.87 33.64 | |
| | 100m: 1:04.59 34.87 | 200m: 2:20.11 37.55 | 300m: 3:38.23 39.95 | 400m: 4:43.47 31.60 | |
| 21. | NISSEN Jakob Strunge | 02 | Denmark Junior | 4:44.37 | 630 |
| | 50m: 28.83 28.83 | 150m: 1:40.38 36.64 | 250m: 2:58.23 42.57 | 350m: 4:13.44 32.25 | |
| | 100m: 1:03.74 34.91 | 200m: 2:15.66 35.28 | 300m: 3:41.19 42.96 | 400m: 4:44.37 30.93 | |
| 22. | SUENKEL Rafael | 02 | Dresdner SC 1898 e.V. | 4:44.42 | 630 |
| | 50m: 28.81 28.81 | 150m: 1:40.49 37.81 | 250m: 2:58.68 41.57 | 350m: 4:13.69 33.55 | |
| | 100m: 1:02.68 33.87 | 200m: 2:17.11 36.62 | 300m: 3:40.14 41.46 | 400m: 4:44.42 30.73 | |
| 23. | ZDZIEBLO Piotr | 02 | WKS Slask | 4:46.64 | 615 |
| | 50m: 29.26 29.26 | 150m: 1:39.74 37.21 | 250m: 2:58.89 41.72 | 350m: 4:14.21 33.54 | |
| | 100m: 1:02.53 33.27 | 200m: 2:17.17 37.43 | 300m: 3:40.67 41.78 | 400m: 4:46.64 32.43 | |
| 24. | BEAMER Thomas | 02 | Swim England East Midlands | 4:47.78 | 608 |
| | 50m: 29.48 29.48 | 150m: 1:40.93 37.07 | 250m: 3:00.63 43.20 | 350m: 4:16.72 32.33 | |
| | 100m: 1:03.86 34.38 | 200m: 2:17.43 36.50 | 300m: 3:44.39 43.76 | 400m: 4:47.78 31.06 | |
| 25. | PLOWMAN Archie | 01 | Swim England East Midlands | 4:48.75 | 602 |
| | 50m: 28.99 28.99 | 150m: 1:40.90 38.01 | 250m: 2:59.45 41.14 | 350m: 4:16.30 33.43 | |
| | 100m: 1:02.89 33.90 | 200m: 2:18.31 37.41 | 300m: 3:42.87 43.42 | 400m: 4:48.75 32.45 | |
| 26. | HOELBLING Alexander | 01 | ATUS Knittelfeld | 4:49.60 | 596 |
| | 50m: 29.17 29.17 | 150m: 1:42.96 38.09 | 250m: 3:01.53 41.78 | 350m: 4:17.93 33.82 | |
| | 100m: 1:04.87 35.70 | 200m: 2:19.75 36.79 | 300m: 3:44.11 42.58 | 400m: 4:49.60 31.67 | |
| 27. | GALLAGHER Dylan | 03 | Swim Wales | 4:50.15 | 593 |
| | 50m: 30.19 30.19 | 150m: 1:43.51 38.91 | 250m: 3:01.89 40.13 | 350m: 4:17.59 35.32 | |
| | 100m: 1:04.60 34.41 | 200m: 2:21.76 38.25 | 300m: 3:42.27 40.38 | 400m: 4:50.15 32.56 | |
| 28. | SKRYDSTRUP Aksel | 01 | Aarhus Swim | 4:51.72 | 584 |
| | 50m: 30.85 30.85 | 150m: 1:48.16 40.10 | 250m: 3:04.78 37.93 | 350m: 4:18.30 34.62 | |
| | 100m: 1:08.06 37.21 | 200m: 2:26.85 38.69 | 300m: 3:43.68 38.90 | 400m: 4:51.72 33.42 | |





Fédération Luxembourgeoise
de Natation et de Sauvetage

LUXEMBOURG

LET'S MAKE IT HAPPEN

21st Luxembourg Euro Meet 2019
Luxembourg, 25th - 27th January 2019

Event 2, Men, 400m Medley, Open

| Rank | YB | | | | | | Time | Pts |
|------|---|-------|---------------|-------|---------------|-------|----------------|-------|
| 29. | SPEAKMAN Zachariah 02 Swim Wales | | | | | | 4:52.58 | 578 |
| | 50m: 29.65 | 29.65 | 150m: 1:42.23 | 38.14 | 250m: 3:01.63 | 41.69 | 350m: 4:18.94 | 34.47 |
| | 100m: 1:04.09 | 34.44 | 200m: 2:19.94 | 37.71 | 300m: 3:44.47 | 42.84 | 400m: 4:52.58 | 33.64 |
| 30. | PREECE Aron 99 Nova Centurion SC | | | | | | 4:55.70 | 560 * |
| | 50m: 29.82 | 29.82 | 150m: 1:45.95 | 40.79 | 250m: 3:07.53 | 42.74 | 350m: 4:23.97 | 34.25 |
| | 100m: 1:05.16 | 35.34 | 200m: 2:24.79 | 38.84 | 300m: 3:49.72 | 42.19 | 400m: 4:55.70 | 31.73 |
| 31. | SCHMIDT Marten 02 SSG Saar Max Ritter | | | | | | 4:58.32 | 546 |
| | 50m: 29.88 | 29.88 | 150m: 1:46.93 | 41.64 | 250m: 3:08.30 | 40.80 | 350m: 4:24.89 | 34.40 |
| | 100m: 1:05.29 | 35.41 | 200m: 2:27.50 | 40.57 | 300m: 3:50.49 | 42.19 | 400m: 4:58.32 | 33.43 |
| 32. | PAZDUR Dorian 03 CD54 Natation | | | | | | 4:59.83 | 537 |
| | 50m: 29.88 | 29.88 | 150m: 1:43.71 | 38.81 | 250m: 3:05.34 | 44.49 | 350m: 4:25.45 | 35.20 |
| | 100m: 1:04.90 | 35.02 | 200m: 2:20.85 | 37.14 | 300m: 3:50.25 | 44.91 | 400m: 4:59.83 | 34.38 |
| 33. | SKALSKI Maximilian 02 TV 1843 Dillenburg | | | | | | 5:00.33 | 535 |
| | 50m: 29.97 | 29.97 | 150m: 1:47.16 | 41.05 | 250m: 3:08.34 | 42.11 | 350m: 4:25.92 | 35.63 |
| | 100m: 1:06.11 | 36.14 | 200m: 2:26.23 | 39.07 | 300m: 3:50.29 | 41.95 | 400m: 5:00.33 | 34.41 |
| 34. | PIERON Gauthier 04 CD54 Natation | | | | | | 5:00.87 | 532 |
| | 50m: 31.32 | 31.32 | 150m: 1:48.26 | 40.21 | 250m: 3:09.72 | 42.34 | 350m: 4:27.43 | 34.52 |
| | 100m: 1:08.05 | 36.73 | 200m: 2:27.38 | 39.12 | 300m: 3:52.91 | 43.19 | 400m: 5:00.87 | 33.44 |
| 35. | GANSS Julius 02 SV Nikar Heidelberg | | | | | | 5:01.12 | 531 |
| | 50m: 30.72 | 30.72 | 150m: 1:48.36 | 41.50 | 250m: 3:10.10 | 41.73 | 350m: 4:27.58 | 34.97 |
| | 100m: 1:06.86 | 36.14 | 200m: 2:28.37 | 40.01 | 300m: 3:52.61 | 42.51 | 400m: 5:01.12 | 33.54 |
| 36. | VARELA Aslak 03 Plymouth Leander SC | | | | | | 5:03.60 | 518 |
| | 50m: 30.74 | 30.74 | 150m: 1:48.10 | 41.15 | 250m: 3:10.63 | 42.03 | 350m: 4:28.74 | 36.24 |
| | 100m: 1:06.95 | 36.21 | 200m: 2:28.60 | 40.50 | 300m: 3:52.50 | 41.87 | 400m: 5:03.60 | 34.86 |
| 37. | SCHWICK Maximilian 04 Dresdner SC 1898 e.V. | | | | | | 5:03.70 | 517 |
| | 50m: 30.48 | 30.48 | 150m: 1:48.01 | 42.03 | 250m: 3:12.16 | 44.15 | 350m: 4:31.14 | 34.33 |
| | 100m: 1:05.98 | 35.50 | 200m: 2:28.01 | 40.00 | 300m: 3:56.81 | 44.65 | 400m: 5:03.70 | 32.56 |
| 38. | NORTH Oscar 03 Plymouth Leander SC | | | | | | 5:04.08 | 515 |
| | 50m: 29.85 | 29.85 | 150m: 1:45.19 | 40.36 | 250m: 3:09.34 | 45.13 | 350m: 4:29.95 | 35.14 |
| | 100m: 1:04.83 | 34.98 | 200m: 2:24.21 | 39.02 | 300m: 3:54.81 | 45.47 | 400m: 5:04.08 | 34.13 |
| 39. | MARCHER Lucas 02 Club Nautique du Val de Fensch | | | | | | 5:05.26 | 509 |
| | 50m: 32.27 | 32.27 | 150m: 1:49.32 | 39.57 | 250m: 3:10.72 | 42.26 | 350m: 4:31.00 | 36.63 |
| | 100m: 1:09.75 | 37.48 | 200m: 2:28.46 | 39.14 | 300m: 3:54.37 | 43.65 | 400m: 5:05.26 | 34.26 |
| 40. | ANTONIN Felix 01 Cercle des Nageurs de Sion | | | | | | 5:21.28 | 437 * |
| | 50m: 30.75 | 30.75 | 150m: 1:50.12 | 42.81 | 250m: 3:17.67 | 45.46 | 350m: 4:44.56 | 38.27 |
| | 100m: 1:07.31 | 36.56 | 200m: 2:32.21 | 42.09 | 300m: 4:06.29 | 48.62 | 400m: 5:21.28 | 36.72 |
| DNS | SAVVA Theo 02 Swim Wales | | | | | | | |
| DNS | STIEF Fabio 03 SC Neustadt/Weinstr. | | | | | | | |
| WDR | MASCARENHAS Henrique 01 Plymouth Leander SC | | | | | | | |





Fédération Luxembourgeoise
de Natation et de Sauvetage

LUXEMBOURG

LET'S MAKE IT HAPPEN


21st Luxembourg Euro Meet 2019
Luxembourg, 25th - 27th January 2019

Event 2, Men, 400m Medley

Junior

| | | | | | |
|-----|------------------------|---------------------|----------------------------|---------------------|-----|
| 1. | STROEBEK Lucas Bruun | 01 | Denmark Junior | 4:36.40 | 686 |
| | 50m: 29.15 29.15 | 150m: 1:39.29 35.96 | 250m: 2:54.06 39.09 | 350m: 4:06.60 31.86 | |
| | 100m: 1:03.33 34.18 | 200m: 2:14.97 35.68 | 300m: 3:34.74 40.68 | 400m: 4:36.40 29.80 | |
| 2. | SCHMIDT Danny | 01 | Hessischer Schwimm-Verband | 4:37.06 | 681 |
| | 50m: 28.83 28.83 | 150m: 1:39.28 36.96 | 250m: 2:56.07 41.46 | 350m: 4:07.70 31.85 | |
| | 100m: 1:02.32 33.49 | 200m: 2:14.61 35.33 | 300m: 3:35.85 39.78 | 400m: 4:37.06 29.36 | |
| 3. | ELLEGAARD Arthur Dalen | 01 | Denmark Junior | 4:38.28 | 672 |
| | 50m: 29.06 29.06 | 150m: 1:39.61 37.45 | 250m: 2:55.98 40.67 | 350m: 4:08.15 31.66 | |
| | 100m: 1:02.16 33.10 | 200m: 2:15.31 35.70 | 300m: 3:36.49 40.51 | 400m: 4:38.28 30.13 | |
| 4. | KOST Tim Dennis | 02 | SV Nikar Heidelberg | 4:40.46 | 657 |
| | 50m: 30.01 30.01 | 150m: 1:40.58 36.69 | 250m: 2:56.31 39.57 | 350m: 4:08.54 34.23 | |
| | 100m: 1:03.89 33.88 | 200m: 2:16.74 36.16 | 300m: 3:34.31 38.00 | 400m: 4:40.46 31.92 | |
| 5. | REMY Tom | 02 | Charleville Mezieres | 4:41.97 | 646 |
| | 50m: 29.48 29.48 | 150m: 1:40.61 37.61 | 250m: 2:56.44 39.20 | 350m: 4:09.79 33.85 | |
| | 100m: 1:03.00 33.52 | 200m: 2:17.24 36.63 | 300m: 3:35.94 39.50 | 400m: 4:41.97 32.18 | |
| 6. | NISSEN Jakob Strunge | 02 | Denmark Junior | 4:44.37 | 630 |
| | 50m: 28.83 28.83 | 150m: 1:40.38 36.64 | 250m: 2:58.23 42.57 | 350m: 4:13.44 32.25 | |
| | 100m: 1:03.74 34.91 | 200m: 2:15.66 35.28 | 300m: 3:41.19 42.96 | 400m: 4:44.37 30.93 | |
| 7. | SUENKEL Rafael | 02 | Dresdner SC 1898 e.V. | 4:44.42 | 630 |
| | 50m: 28.81 28.81 | 150m: 1:40.49 37.81 | 250m: 2:58.68 41.57 | 350m: 4:13.69 33.55 | |
| | 100m: 1:02.68 33.87 | 200m: 2:17.11 36.62 | 300m: 3:40.14 41.46 | 400m: 4:44.42 30.73 | |
| 8. | ZDZIEBLO Piotr | 02 | WKS Slask | 4:46.64 | 615 |
| | 50m: 29.26 29.26 | 150m: 1:39.74 37.21 | 250m: 2:58.89 41.72 | 350m: 4:14.21 33.54 | |
| | 100m: 1:02.53 33.27 | 200m: 2:17.17 37.43 | 300m: 3:40.67 41.78 | 400m: 4:46.64 32.43 | |
| 9. | BEAMER Thomas | 02 | Swim England East Midlands | 4:47.78 | 608 |
| | 50m: 29.48 29.48 | 150m: 1:40.93 37.07 | 250m: 3:00.63 43.20 | 350m: 4:16.72 32.33 | |
| | 100m: 1:03.86 34.38 | 200m: 2:17.43 36.50 | 300m: 3:44.39 43.76 | 400m: 4:47.78 31.06 | |
| 10. | PLOWMAN Archie | 01 | Swim England East Midlands | 4:48.75 | 602 |
| | 50m: 28.99 28.99 | 150m: 1:40.90 38.01 | 250m: 2:59.45 41.14 | 350m: 4:16.30 33.43 | |
| | 100m: 1:02.89 33.90 | 200m: 2:18.31 37.41 | 300m: 3:42.87 43.42 | 400m: 4:48.75 32.45 | |
| 11. | HOELBLING Alexander | 01 | ATUS Knittelfeld | 4:49.60 | 596 |
| | 50m: 29.17 29.17 | 150m: 1:42.96 38.09 | 250m: 3:01.53 41.78 | 350m: 4:17.93 33.82 | |
| | 100m: 1:04.87 35.70 | 200m: 2:19.75 36.79 | 300m: 3:44.11 42.58 | 400m: 4:49.60 31.67 | |
| 12. | SKRYDSTRUP Aksel | 01 | Aarhus Swim | 4:51.72 | 584 |
| | 50m: 30.85 30.85 | 150m: 1:48.16 40.10 | 250m: 3:04.78 37.93 | 350m: 4:18.30 34.62 | |
| | 100m: 1:08.06 37.21 | 200m: 2:26.85 38.69 | 300m: 3:43.68 38.90 | 400m: 4:51.72 33.42 | |
| 13. | SPEAKMAN Zachariah | 02 | Swim Wales | 4:52.58 | 578 |
| | 50m: 29.65 29.65 | 150m: 1:42.23 38.14 | 250m: 3:01.63 41.69 | 350m: 4:18.94 34.47 | |
| | 100m: 1:04.09 34.44 | 200m: 2:19.94 37.71 | 300m: 3:44.47 42.84 | 400m: 4:52.58 33.64 | |
| 14. | SCHMIDT Marten | 02 | SSG Saar Max Ritter | 4:58.32 | 546 |
| | 50m: 29.88 29.88 | 150m: 1:46.93 41.64 | 250m: 3:08.30 40.80 | 350m: 4:24.89 34.40 | |
| | 100m: 1:05.29 35.41 | 200m: 2:27.50 40.57 | 300m: 3:50.49 42.19 | 400m: 4:58.32 33.43 | |
| 15. | SKALSKI Maximilian | 02 | TV 1843 Dillenburg | 5:00.33 | 535 |
| | 50m: 29.97 29.97 | 150m: 1:47.16 41.05 | 250m: 3:08.34 42.11 | 350m: 4:25.92 35.63 | |
| | 100m: 1:06.11 36.14 | 200m: 2:26.23 39.07 | 300m: 3:50.29 41.95 | 400m: 5:00.33 34.41 | |





Fédération Luxembourgeoise
de Natation et de Sauvetage

LUXEMBOURG

LET'S MAKE IT HAPPEN

21st Luxembourg Euro Meet 2019
Luxembourg, 25th - 27th January 2019

Event 2, Boys, 400m Medley, Junior

| Rank | | | YB | | | Time | | | Pts | | | |
|------|----------------------|---------|-------|--------------------------------|---------|----------------|-------|---------|-------|-------|---------|-------|
| 16. | GANSS Julius | | 02 | SV Nikar Heidelberg | | 5:01.12 | | | 531 | | | |
| | 50m: | 30.72 | 30.72 | 150m: | 1:48.36 | 41.50 | 250m: | 3:10.10 | 41.73 | 350m: | 4:27.58 | 34.97 |
| | 100m: | 1:06.86 | 36.14 | 200m: | 2:28.37 | 40.01 | 300m: | 3:52.61 | 42.51 | 400m: | 5:01.12 | 33.54 |
| 17. | MARCHER Lucas | | 02 | Club Nautique du Val de Fensch | | 5:05.26 | | | 509 | | | |
| | 50m: | 32.27 | 32.27 | 150m: | 1:49.32 | 39.57 | 250m: | 3:10.72 | 42.26 | 350m: | 4:31.00 | 36.63 |
| | 100m: | 1:09.75 | 37.48 | 200m: | 2:28.46 | 39.14 | 300m: | 3:54.37 | 43.65 | 400m: | 5:05.26 | 34.26 |
| 18. | ANTONIN Felix | | 01 | Cercle des Nageurs de Sion | | 5:21.28 | | | 437 * | | | |
| | 50m: | 30.75 | 30.75 | 150m: | 1:50.12 | 42.81 | 250m: | 3:17.67 | 45.46 | 350m: | 4:44.56 | 38.27 |
| | 100m: | 1:07.31 | 36.56 | 200m: | 2:32.21 | 42.09 | 300m: | 4:06.29 | 48.62 | 400m: | 5:21.28 | 36.72 |
| DNS | SAVVA Theo | | 02 | Swim Wales | | | | | | | | |
| WDR | MASCARENHAS Henrique | | 01 | Plymouth Leander SC | | | | | | | | |

Youth

| | | | | | | | | | | | | |
|-----|--------------------|---------|-------|-----------------------|---------|----------------|-------|---------|-------|-------|---------|-------|
| 1. | CARNEIRO Joao | | 03 | Swimming Luxembourg | | 4:39.05 | | | 667 | | | |
| | 50m: | 28.85 | 28.85 | 150m: | 1:40.16 | 38.10 | 250m: | 2:55.17 | 38.25 | 350m: | 4:07.42 | 32.61 |
| | 100m: | 1:02.06 | 33.21 | 200m: | 2:16.92 | 36.76 | 300m: | 3:34.81 | 39.64 | 400m: | 4:39.05 | 31.63 |
| 2. | LE PAPE Thomas | | 03 | FFN Ouest | | 4:43.21 | | | 638 | | | |
| | 50m: | 29.95 | 29.95 | 150m: | 1:44.28 | 38.61 | 250m: | 3:01.14 | 39.52 | 350m: | 4:12.92 | 31.84 |
| | 100m: | 1:05.67 | 35.72 | 200m: | 2:21.62 | 37.34 | 300m: | 3:41.08 | 39.94 | 400m: | 4:43.21 | 30.29 |
| 3. | GALLAGHER Dylan | | 03 | Swim Wales | | 4:50.15 | | | 593 | | | |
| | 50m: | 30.19 | 30.19 | 150m: | 1:43.51 | 38.91 | 250m: | 3:01.89 | 40.13 | 350m: | 4:17.59 | 35.32 |
| | 100m: | 1:04.60 | 34.41 | 200m: | 2:21.76 | 38.25 | 300m: | 3:42.27 | 40.38 | 400m: | 4:50.15 | 32.56 |
| 4. | PAZDUR Dorian | | 03 | CD54 Natation | | 4:59.83 | | | 537 | | | |
| | 50m: | 29.88 | 29.88 | 150m: | 1:43.71 | 38.81 | 250m: | 3:05.34 | 44.49 | 350m: | 4:25.45 | 35.20 |
| | 100m: | 1:04.90 | 35.02 | 200m: | 2:20.85 | 37.14 | 300m: | 3:50.25 | 44.91 | 400m: | 4:59.83 | 34.38 |
| 5. | PIERRON Gauthier | | 04 | CD54 Natation | | 5:00.87 | | | 532 | | | |
| | 50m: | 31.32 | 31.32 | 150m: | 1:48.26 | 40.21 | 250m: | 3:09.72 | 42.34 | 350m: | 4:27.43 | 34.52 |
| | 100m: | 1:08.05 | 36.73 | 200m: | 2:27.38 | 39.12 | 300m: | 3:52.91 | 43.19 | 400m: | 5:00.87 | 33.44 |
| 6. | VARELA Aslak | | 03 | Plymouth Leander SC | | 5:03.60 | | | 518 | | | |
| | 50m: | 30.74 | 30.74 | 150m: | 1:48.10 | 41.15 | 250m: | 3:10.63 | 42.03 | 350m: | 4:28.74 | 36.24 |
| | 100m: | 1:06.95 | 36.21 | 200m: | 2:28.60 | 40.50 | 300m: | 3:52.50 | 41.87 | 400m: | 5:03.60 | 34.86 |
| 7. | SCHWICK Maximilian | | 04 | Dresdner SC 1898 e.V. | | 5:03.70 | | | 517 | | | |
| | 50m: | 30.48 | 30.48 | 150m: | 1:48.01 | 42.03 | 250m: | 3:12.16 | 44.15 | 350m: | 4:31.14 | 34.33 |
| | 100m: | 1:05.98 | 35.50 | 200m: | 2:28.01 | 40.00 | 300m: | 3:56.81 | 44.65 | 400m: | 5:03.70 | 32.56 |
| 8. | NORTH Oscar | | 03 | Plymouth Leander SC | | 5:04.08 | | | 515 | | | |
| | 50m: | 29.85 | 29.85 | 150m: | 1:45.19 | 40.36 | 250m: | 3:09.34 | 45.13 | 350m: | 4:29.95 | 35.14 |
| | 100m: | 1:04.83 | 34.98 | 200m: | 2:24.21 | 39.02 | 300m: | 3:54.81 | 45.47 | 400m: | 5:04.08 | 34.13 |
| DNS | STIEF Fabio | | 03 | SC Neustadt/Weinstr. | | | | | | | | |





Fédération Luxembourgeoise
de Natation et de Sauvetage

LUXEMBOURG

LET'S MAKE IT HAPPEN

21st Luxembourg Euro Meet 2019
Luxembourg, 25th - 27th January 2019


| Event 3 | Women, 200m Butterfly | | | | | 2005 and older |
|--------------------|---------------------------|------------------|-----|--------------|------------|----------------|
| 25.01.2019 - 10:14 | sponsored by: Freelanders | | | | | Results Prelim |
| Meet Record | 2:08.18 | HENTKE Franziska | GER | Luxembourg | 27.01.2018 | |
| World Record | 2:01.81 | LIU Zige | CHN | Ji Nan (CHN) | 21.10.2009 | |
| European Record | 2:04.27 | HOSSZU Katinka | HUN | Rome (ITA) | 29.07.2009 | |

Open 18 +: 2:26.55 / Junior 16 - 17: 2:35.10 / Youth 14 - 15: 2:40.20

Points: FINA 2018

| Rank | YB | Time | Pts | 50m | 100m | 150m | 200m | |
|-------------|------------------------|-------------------------------------|----------------|---------|-------|---------|---------|---------|
| Open | | | | | | | | |
| 1. | HOSSZU Katinka | 89 Iron Swim | 2:09.89 | 824 A | 28.80 | 1:01.68 | 1:35.63 | 2:09.89 |
| 2. | STEPHENS Laura | 99 Plymouth Leander SC | 2:12.21 | 782 A | 30.01 | 1:03.57 | 1:37.94 | 2:12.21 |
| 3. | SZILAGYI Liliana | 96 Team Hungary | 2:14.06 | 750 A | 30.32 | 1:03.89 | 1:38.63 | 2:14.06 |
| 4. | FREEMAN Sophie | 04 Plymouth Leander SC | 2:16.39 | 712 A | 30.41 | 1:05.00 | 1:40.76 | 2:16.39 |
| 5. | VILLESSEN Katrine Bukh | 00 Aalborg Svoemmeklub | 2:16.57 | 709 A | 30.36 | 1:04.77 | 1:40.14 | 2:16.57 |
| 6. | GAARD Regitze | 01 Denmark Senior | 2:16.98 | 703 A | 30.74 | 1:04.85 | 1:40.71 | 2:16.98 |
| 7. | ELLIOTT Maisie | 03 Swim England East Midlands | 2:18.12 | 685 A | 30.82 | 1:05.31 | 1:41.15 | 2:18.12 |
| 8. | BRAGINA Lada | 99 Russia Ugra | 2:18.32 | 682 A | 30.14 | 1:05.07 | 1:41.19 | 2:18.32 |
| 9. | ALLISON Megan | 02 Swim Wales | 2:18.49 | 680 A | 30.69 | 1:05.79 | 1:41.31 | 2:18.49 |
| 10. | KLEYBOLDT Rosalie | 03 SC Wiesbaden 1911 | 2:18.56 | 679 A | 30.72 | 1:06.05 | 1:42.24 | 2:18.56 |
| 11. | SPIERING Femke | 02 KNZB-OC | 2:19.55 | 665 B | 30.94 | 1:06.47 | 1:43.05 | 2:19.55 |
| 12. | EHRING Mareike | 01 VFL Gladbeck 1921 | 2:19.70 | 662 B | 30.65 | 1:06.35 | 1:42.50 | 2:19.70 |
| 13. | WEGRZYNOWSKA A. | 01 WKS Slask | 2:21.49 | 638 B | 30.53 | 1:06.45 | 1:43.55 | 2:21.49 |
| 14. | MARZIALI Ginevra | 03 Dimensione Nuoto | 2:22.30 | 627 B | 31.30 | 1:06.97 | 1:44.12 | 2:22.30 |
| 15. | GERTH Lilli | 04 TSV Bad Saulgau | 2:22.34 | 626 B | 31.54 | 1:07.93 | 1:44.12 | 2:22.34 |
| 16. | WAUTERS Laura | 03 Flanders | 2:23.10 | 616 B | 31.95 | 1:08.70 | 1:45.08 | 2:23.10 |
| 17. | GRUNDKE Leonie | 03 Dresdner Delphine e.V. | 2:24.28 | 601 B | 31.19 | 1:07.46 | 1:45.56 | 2:24.28 |
| 18. | SCHNAGL Emelie | 01 SSG Saar Max Ritter | 2:24.58 | 598 B | 32.03 | 1:08.46 | 1:46.12 | 2:24.58 |
| 19. | TASZHANOVA Diana | 04 Dostyk Aktobe | 2:24.79 | 595 B | 32.12 | 1:07.58 | 1:46.92 | 2:24.79 |
| 20. | NOEL Oriana | 04 Plymouth Leander SC | 2:25.18 | 590 B | 31.83 | 1:08.81 | 1:46.98 | 2:25.18 |
| 21. | SCHIRRA Hannah | 03 SSG Saar Max Ritter | 2:25.37 | 588 R | 31.49 | 1:08.89 | 1:47.20 | 2:25.37 |
| 22. | SWEGMARK Ida | 00 Team West | 2:25.87 | 582 R | 31.68 | 1:08.41 | 1:46.29 | 2:25.87 |
| 23. | WIJK Mellie | 02 Team West | 2:26.50 | 574 R | 32.30 | 1:09.16 | 1:47.23 | 2:26.50 |
| 24. | CELAR Selina | 99 DSW 1912 Darmstadt | 2:26.57 | 574 R * | 31.39 | 1:08.34 | 1:46.87 | 2:26.57 |
| 25. | BIDEAU Thais | 02 FFN Ouest | 2:27.06 | 568 | 31.93 | 1:08.28 | 1:47.05 | 2:27.06 |
| 26. | ADAMS Victoria | 02 Plymouth Leander SC | 2:27.34 | 565 | 33.04 | 1:08.84 | 1:48.48 | 2:27.34 |
| 27. | SOBIK Zuzanna | 02 WKS Slask | 2:27.41 | 564 | 32.00 | 1:09.28 | 1:47.94 | 2:27.41 |
| 28. | SCHOEN Lisa | 99 Aalborg Svoemmeklub | 2:28.09 | 556 * | 32.47 | 1:09.47 | 1:48.32 | 2:28.09 |
| 29. | MELBOURNE-SMITH G. | 03 Swim Wales | 2:28.50 | 551 | 31.52 | 1:07.85 | 1:47.82 | 2:28.50 |
| 30. | GUEL Dilara | 02 TSG Backnang | 2:28.61 | 550 | 31.81 | 1:08.81 | 1:48.66 | 2:28.61 |
| 31. | MORGAN Elena | 02 Swim Wales | 2:28.98 | 546 | 31.49 | 1:08.16 | 1:48.01 | 2:28.98 |
| 32. | DECONINCK Gaelle | 04 Brugse Zwem- & Reddingskring | 2:29.32 | 542 | 32.86 | 1:11.35 | 1:50.94 | 2:29.32 |
| 33. | CORNISH Emily | 04 Plymouth Leander SC | 2:31.36 | 521 | 32.73 | 1:11.14 | 1:50.86 | 2:31.36 |
| 34. | PREHN Isabella | 02 SC Wiesbaden 1911 | 2:31.66 | 518 | 32.16 | 1:11.40 | 1:51.92 | 2:31.66 |
| 35. | AVRARD Laly | 03 EN Tours | 2:31.79 | 516 | 32.88 | 1:10.98 | 1:50.96 | 2:31.79 |
| 36. | LISTRAT Charlotte | 04 EN Tours | 2:32.00 | 514 | 32.75 | 1:10.85 | 1:50.95 | 2:32.00 |
| 37. | HEIERHOFF Hannah | 03 SC Wiesbaden 1911 | 2:34.90 | 486 | 33.29 | 1:11.58 | 1:52.28 | 2:34.90 |
| 38. | MEKHTOUB Jade | 04 CD54 Natation | 2:36.46 | 471 | 34.14 | 1:13.32 | 1:55.13 | 2:36.46 |
| 39. | PETERS Lena | 05 Fed. Luxembourgeoise de Natation | 2:36.99 | 467 | 32.23 | 1:11.92 | 1:56.14 | 2:36.99 |
| 40. | STRUZZI Giulia | 04 Dimensione Nuoto | 2:44.32 | 407 * | 34.14 | 1:14.88 | 1:59.21 | 2:44.32 |
| DNS | MOEHLE Cara | 03 TSG Backnang | | | | | | |
| DNS | FORSON Zaira | 05 Ghana Swimming | | | | | | |
| DNS | ROSE Rianne | 05 Hessischer Schwimm-Verband | | | | | | |





Fédération Luxembourgeoise
de Natation et de Sauvetage

LUXEMBOURG

LET'S MAKE IT HAPPEN

21st Luxembourg Euro Meet 2019
Luxembourg, 25th - 27th January 2019

Event 3, Women, 200m Butterfly, Prelim

Junior

| | | | | | | | | |
|-----|--------------------|-------------------------------|----------------|-------|-------|---------|---------|---------|
| 1. | ELLIOTT Maisie | 03 Swim England East Midlands | 2:18.12 | 685 A | 30.82 | 1:05.31 | 1:41.15 | 2:18.12 |
| 2. | ALLISON Megan | 02 Swim Wales | 2:18.49 | 680 A | 30.69 | 1:05.79 | 1:41.31 | 2:18.49 |
| 3. | KLEYBOLDT Rosalie | 03 SC Wiesbaden 1911 | 2:18.56 | 679 A | 30.72 | 1:06.05 | 1:42.24 | 2:18.56 |
| 4. | SPIERING Femke | 02 KNZB-OC | 2:19.55 | 665 B | 30.94 | 1:06.47 | 1:43.05 | 2:19.55 |
| 5. | MARZIALI Ginevra | 03 Dimensione Nuoto | 2:22.30 | 627 B | 31.30 | 1:06.97 | 1:44.12 | 2:22.30 |
| 6. | WAUTERS Laura | 03 Flanders | 2:23.10 | 616 B | 31.95 | 1:08.70 | 1:45.08 | 2:23.10 |
| 7. | GRUNDKE Leonie | 03 Dresdner Delphine e.V. | 2:24.28 | 601 B | 31.19 | 1:07.46 | 1:45.56 | 2:24.28 |
| 8. | SCHIRRA Hannah | 03 SSG Saar Max Ritter | 2:25.37 | 588 R | 31.49 | 1:08.89 | 1:47.20 | 2:25.37 |
| 9. | WIJK Mellie | 02 Team West | 2:26.50 | 574 R | 32.30 | 1:09.16 | 1:47.23 | 2:26.50 |
| 10. | BIDEAU Thais | 02 FFN Ouest | 2:27.06 | 568 | 31.93 | 1:08.28 | 1:47.05 | 2:27.06 |
| 11. | ADAMS Victoria | 02 Plymouth Leander SC | 2:27.34 | 565 | 33.04 | 1:08.84 | 1:48.48 | 2:27.34 |
| 12. | SOBIAK Zuzanna | 02 WKS Slask | 2:27.41 | 564 | 32.00 | 1:09.28 | 1:47.94 | 2:27.41 |
| 13. | MELBOURNE-SMITH G. | 03 Swim Wales | 2:28.50 | 551 | 31.52 | 1:07.85 | 1:47.82 | 2:28.50 |
| 14. | GUEL Dilara | 02 TSG Backnang | 2:28.61 | 550 | 31.81 | 1:08.81 | 1:48.66 | 2:28.61 |
| 15. | MORGAN Elena | 02 Swim Wales | 2:28.98 | 546 | 31.49 | 1:08.16 | 1:48.01 | 2:28.98 |
| 16. | PREHN Isabella | 02 SC Wiesbaden 1911 | 2:31.66 | 518 | 32.16 | 1:11.40 | 1:51.92 | 2:31.66 |
| 17. | AVRARD Laly | 03 EN Tours | 2:31.79 | 516 | 32.88 | 1:10.98 | 1:50.96 | 2:31.79 |
| 18. | HEIERHOFF Hannah | 03 SC Wiesbaden 1911 | 2:34.90 | 486 | 33.29 | 1:11.58 | 1:52.28 | 2:34.90 |
| DNS | MOEHLE Cara | 03 TSG Backnang | | | | | | |

Youth

| | | | | | | | | |
|-----|-------------------|-------------------------------------|----------------|-------|-------|---------|---------|---------|
| 1. | FREEMAN Sophie | 04 Plymouth Leander SC | 2:16.39 | 712 A | 30.41 | 1:05.00 | 1:40.76 | 2:16.39 |
| 2. | GERTH Lilli | 04 TSV Bad Saulgau | 2:22.34 | 626 B | 31.54 | 1:07.93 | 1:44.12 | 2:22.34 |
| 3. | TASZHANOVA Diana | 04 Dostyk Aktobe | 2:24.79 | 595 B | 32.12 | 1:07.58 | 1:46.92 | 2:24.79 |
| 4. | NOEL Oriana | 04 Plymouth Leander SC | 2:25.18 | 590 B | 31.83 | 1:08.81 | 1:46.98 | 2:25.18 |
| 5. | DECONINCK Gaëlle | 04 Brugse Zwem- & Reddingskring | 2:29.32 | 542 | 32.86 | 1:11.35 | 1:50.94 | 2:29.32 |
| 6. | CORNISH Emily | 04 Plymouth Leander SC | 2:31.36 | 521 | 32.73 | 1:11.14 | 1:50.86 | 2:31.36 |
| 7. | LISTRAT Charlotte | 04 EN Tours | 2:32.00 | 514 | 32.75 | 1:10.85 | 1:50.95 | 2:32.00 |
| 8. | MEKHTOUB Jade | 04 CD54 Natation | 2:36.46 | 471 | 34.14 | 1:13.32 | 1:55.13 | 2:36.46 |
| 9. | PETERS Lena | 05 Fed. Luxembourgeoise de Natation | 2:36.99 | 467 | 32.23 | 1:11.92 | 1:56.14 | 2:36.99 |
| 10. | STRUZZI Giulia | 04 Dimensione Nuoto | 2:44.32 | 407 * | 34.14 | 1:14.88 | 1:59.21 | 2:44.32 |
| DNS | FORSON Zaira | 05 Ghana Swimming | | | | | | |
| DNS | ROSE Rianne | 05 Hessischer Schwimm-Verband | | | | | | |





Fédération Luxembourgeoise
de Natation et de Sauvetage

LUXEMBOURG

LET'S MAKE IT HAPPEN

21st Luxembourg Euro Meet 2019
Luxembourg, 25th - 27th January 2019

| Event 4 | Men, 200m Butterfly | | | | 2004 and older |
|--------------------|---------------------------|----------------|-----|---------------|----------------|
| 25.01.2019 - 10:20 | sponsored by: Freelanders | | | | Results Prelim |
| Meet Record | 1:56.58 | CSEH Laszlo | HUN | Luxembourg | 30.01.2016 |
| World Record | 1:51.51 | PHELPS Michael | USA | Rome (ITA) | 29.07.2009 |
| European Record | 1:52.70 | CSEH Laszlo | HUN | Beijing (CHN) | 13.08.2008 |

Open 19 +: 2:12.50 / Junior 17 - 18: 2:20.25 / Youth 15 - 16: 2:24.85

Points: FINA 2018

| Rank | YB | Time | Pts | 50m | 100m | 150m | 200m | |
|------|------------------------|-----------------------------------|----------------|-------|-------|---------|---------|---------|
| Open | | | | | | | | |
| 1. | BICZO Bence | 93 Team Hungary | 2:00.78 | 786 A | 27.17 | 58.06 | 1:30.16 | 2:00.78 |
| 2. | RAZZETTI Alberto | 99 Italian Swimming Federation | 2:00.83 | 785 A | 26.60 | 57.23 | 1:28.59 | 2:00.83 |
| 3. | BURDISSO Frederico | 01 Italian Swimming Federation | 2:00.89 | 784 A | 26.16 | 55.87 | 1:27.68 | 2:00.89 |
| 4. | KOPTIELOV Yevhen | 93 Ukrainian Swimming Federation | 2:00.90 | 784 A | 27.60 | 58.73 | 1:30.54 | 2:00.90 |
| 5. | ZHIKHAREV Petr | 99 Youth of Moscow | 2:01.81 | 767 A | 26.65 | 57.91 | 1:29.20 | 2:01.81 |
| 6. | BEELEY Tom | 99 Plymouth Leander SC | 2:02.54 | 753 A | 27.34 | 58.41 | 1:30.40 | 2:02.54 |
| 7. | ZIRK Kregor | 99 Energy Standard | 2:02.80 | 748 A | 27.27 | 58.63 | 1:30.43 | 2:02.80 |
| 8. | VERRASZTO David | 88 Team Hungary | 2:03.08 | 743 A | 27.96 | 59.27 | 1:31.45 | 2:03.08 |
| 9. | CHIRICO Luca | 99 Team Insubrika | 2:04.22 | 723 A | 27.09 | 58.81 | 1:31.46 | 2:04.22 |
| 10. | KAMMANN Bjoern | 01 AMTV-FTV Hamburg | 2:05.81 | 696 A | 27.98 | 59.83 | 1:32.81 | 2:05.81 |
| 11. | HEIDTMANN Jacob | 94 Swim-Team Elmshorn | 2:06.00 | 693 B | 27.61 | 58.56 | 1:31.16 | 2:06.00 |
| 12. | ROMANCHUK Mykhaylo | 96 Energy Standard | 2:06.38 | 686 B | 28.93 | 1:01.37 | 1:33.95 | 2:06.38 |
| 13. | TROIANOVSKIY Ihor | 02 Ukrainian Swimming Federation | 2:06.99 | 677 B | 27.90 | 1:01.37 | 1:35.18 | 2:06.99 |
| 14. | BLANCH Nicolas | 97 Aalborg Svoemmeklub | 2:07.21 | 673 B | 28.38 | 1:00.45 | 1:33.19 | 2:07.21 |
| 15. | EICH Alexander | 02 Dresdner SC 1898 e.V. | 2:07.76 | 664 B | 27.98 | 1:00.14 | 1:33.12 | 2:07.76 |
| 16. | CHOOYIN Benjamin | 02 Swim Wales | 2:07.96 | 661 B | 29.40 | 1:02.07 | 1:35.15 | 2:07.96 |
| 17. | EDWARDS Rhys | 02 Swim Wales | 2:08.41 | 654 B | 28.77 | 1:01.72 | 1:34.82 | 2:08.41 |
| 18. | ELLEGAARD Arthur Daler | 01 Denmark Junior | 2:08.43 | 654 B | 28.87 | 1:00.87 | 1:35.03 | 2:08.43 |
| 19. | EL-KAMASH Marwan | 93 Energy Standard | 2:08.64 | 651 B | 28.46 | 1:01.27 | 1:34.90 | 2:08.64 |
| 20. | SAVAGE Daniel | 00 Swim England East Midlands | 2:08.66 | 651 B | 27.66 | 1:00.59 | 1:34.23 | 2:08.66 |
| 21. | RICHARDS Owen | 01 Swim Wales | 2:09.04 | 645 R | 28.98 | 1:01.52 | 1:35.04 | 2:09.04 |
| 22. | LEES Axel | 02 ASPTT Limoges | 2:09.17 | 643 R | 28.80 | 1:01.50 | 1:35.28 | 2:09.17 |
| 23. | NOWOSAD Max | 95 SG Neukoelln e.V. Berlin | 2:09.82 | 633 R | 28.67 | 1:00.91 | 1:34.44 | 2:09.82 |
| 24. | KHRYPUNOV Yevgen | 02 Ukrainian Swimming Federation | 2:10.00 | 631 R | 29.31 | 1:02.07 | 1:35.91 | 2:10.00 |
| 25. | CARNEIRO Joao | 03 Swimming Luxembourg | 2:10.13 | 629 | 30.16 | 1:04.05 | 1:37.66 | 2:10.13 |
| 26. | GANZEY Egor | 03 Russia Ugra | 2:10.20 | 628 | 30.23 | 1:03.51 | 1:37.21 | 2:10.20 |
| 27. | MAKSUMOV Ernest | 97 Moscow Club | 2:10.23 | 627 | 29.49 | 1:03.28 | 1:37.10 | 2:10.23 |
| 28. | EICHLER Adrian | 03 SC Wiesbaden 1911 | 2:10.43 | 624 | 27.85 | 1:00.04 | 1:34.38 | 2:10.43 |
| 29. | HOUOT Jeremy | 99 Vikings de Rouen | 2:10.75 | 620 | 28.77 | 1:01.23 | 1:34.89 | 2:10.75 |
| 30. | DULONDEL Louis | 98 Vikings de Rouen | 2:10.77 | 620 | 27.87 | 1:00.26 | 1:34.47 | 2:10.77 |
| 31. | HART James | 04 Plymouth Leander SC | 2:10.86 | 618 | 28.57 | 1:01.79 | 1:36.00 | 2:10.86 |
| 32. | HEWITT Cole | 02 Swim Wales | 2:12.28 | 599 | 29.70 | 1:02.67 | 1:37.40 | 2:12.28 |
| 33. | IVANOV Sergei | 97 Youth of Moscow | 2:12.53 | 595 * | 29.32 | 1:03.41 | 1:38.33 | 2:12.53 |
| 34. | MATTENET Emilien | 00 Charleville Mezieres | 2:12.87 | 591 * | 29.53 | 1:03.87 | 1:38.52 | 2:12.87 |
| 35. | GORDO Salvador | 03 Plymouth Leander SC | 2:13.30 | 585 | 29.63 | 1:03.16 | 1:37.52 | 2:13.30 |
| 36. | DELBIANCO Diego | 03 Polisportiva Comunale Riccione | 2:13.63 | 581 | 29.41 | 1:04.49 | 1:39.96 | 2:13.63 |
| 37. | GRUNERT Paul | 02 Schwimmverein Mannheim | 2:14.03 | 575 | 28.94 | 1:02.53 | 1:37.86 | 2:14.03 |
| 38. | FROST Oliver Noergaard | 02 Aalborg Svoemmeklub | 2:14.14 | 574 | 29.39 | 1:03.83 | 1:38.92 | 2:14.14 |
| 39. | ASHLEY-SPARKS Freddie | 02 Plymouth Leander SC | 2:14.75 | 566 | 30.34 | 1:04.35 | 1:39.67 | 2:14.75 |
| 40. | JEDEL Christopher | 95 Team West | 2:14.82 | 565 * | 30.17 | 1:03.65 | 1:39.28 | 2:14.82 |
| 41. | BERNARD-PLANESSE P | 99 EN Tours | 2:14.84 | 565 * | 29.14 | 1:02.79 | 1:38.02 | 2:14.84 |
| 42. | HEIDENREICH Tim | 01 Dresdner Delphine e.V. | 2:14.89 | 564 | 29.32 | 1:03.46 | 1:38.97 | 2:14.89 |
| 43. | SUMIN Ivan | 03 Youth of Moscow | 2:15.19 | 561 | 29.57 | 1:03.34 | 1:38.71 | 2:15.19 |
| 44. | BEAMER Thomas | 02 Swim England East Midlands | 2:16.52 | 544 | 30.08 | 1:04.79 | 1:41.27 | 2:16.52 |





Fédération Luxembourgeoise
de Natation et de Sauvetage

LUXEMBOURG

LET'S MAKE IT HAPPEN

21st Luxembourg Euro Meet 2019
Luxembourg, 25th - 27th January 2019

Event 4, Men, 200m Butterfly, Prelim, Open

| Rank | | YB | | Time | Pts | 50m | 100m | 150m | 200m |
|------|---|----|----------------------------------|----------------|-------|-------|---------|---------|---------|
| 45. | SYMILLIDIS Stylianos | 04 | Plymouth Leander SC | 2:17.20 | 536 | 30.34 | 1:04.93 | 1:40.79 | 2:17.20 |
| 46. | VALERIANI Lorenzo | 01 | Dimensione Nuoto | 2:18.70 | 519 | 28.64 | 1:02.12 | 1:38.94 | 2:18.70 |
| 47. | SCHUMACHER Lou | 02 | Herstalnatation | 2:20.26 | 502 * | 31.06 | 1:07.06 | 1:43.93 | 2:20.26 |
| 48. | HERION Martin | 01 | Liege Mosan | 2:20.81 | 496 * | 30.83 | 1:06.75 | 1:43.75 | 2:20.81 |
| 49. | PEZELJ Antonio | 99 | SC Wiesbaden 1911 | 2:20.93 | 495 * | 29.56 | 1:04.81 | 1:42.22 | 2:20.93 |
| 50. | LANNERS Nicolas | 04 | Fed. Luxembourgeoise de Natation | 2:22.08 | 483 | 29.92 | 1:05.50 | 1:43.25 | 2:22.08 |
| 51. | BERTUZZI Valentin | 04 | Herstalnatation | 2:23.41 | 470 | 31.52 | 1:05.70 | 1:45.48 | 2:23.41 |
| 52. | PLASCHKE Lennart | 01 | SC Wiesbaden 1911 | 2:29.60 | 414 * | 30.24 | 1:04.53 | 1:43.02 | 2:29.60 |
| 53. | SMIT Luca | 03 | SC Wiesbaden 1911 | 2:30.77 | 404 * | 32.29 | 1:10.87 | 1:51.67 | 2:30.77 |
| 54. | NAEF Marcel | 03 | Swim Team Lucerne | 2:35.01 | 372 * | 32.12 | 1:10.35 | 1:52.19 | 2:35.01 |
| DSQ | NICKELSEN Rasmus | 03 | Denmark Junior | | | | | | |
| | <i>P5 - did not touch the wall with both hands simultaneously and separated at the turn / finish (SW 8.4) (Time: 10:33)</i> | | | | | | | | |
| DSQ | PICOCHÉ Louis | 02 | FFN Ouest | | | | | | |
| | <i>P5 - did not touch the wall with both hands simultaneously and separated at the turn / finish (SW 8.4) (Time: 10:30)</i> | | | | | | | | |
| DNS | ENDERS Lennart | 01 | SC Wiesbaden 1911 | | | | | | |
| DNS | KELLER Viktor | 98 | SC Wiesbaden 1911 | | | | | | |
| DNS | SHEMBEREV Maksym | 93 | Azerbaijan | | | | | | |
| WDR | VERLINDEN Joeri | 88 | PSV | | | | | | |
| WDR | WILLIM Yannis Merlin | 99 | SG Bayer | | | | | | |

Junior

| | | | | | | | | | |
|-----|---|----|-------------------------------|----------------|-------|-------|---------|---------|---------|
| 1. | BURDISSO Frederico | 01 | Italian Swimming Federation | 2:00.89 | 784 A | 26.16 | 55.87 | 1:27.68 | 2:00.89 |
| 2. | KAMMANN Bjoern | 01 | AMTV-FTV Hamburg | 2:05.81 | 696 A | 27.98 | 59.83 | 1:32.81 | 2:05.81 |
| 3. | TROIANOVSKIY Ihor | 02 | Ukrainian Swimming Federation | 2:06.99 | 677 B | 27.90 | 1:01.37 | 1:35.18 | 2:06.99 |
| 4. | EICH Alexander | 02 | Dresdner SC 1898 e.V. | 2:07.76 | 664 B | 27.98 | 1:00.14 | 1:33.12 | 2:07.76 |
| 5. | CHOOYIN Benjamin | 02 | Swim Wales | 2:07.96 | 661 B | 29.40 | 1:02.07 | 1:35.15 | 2:07.96 |
| 6. | EDWARDS Rhys | 02 | Swim Wales | 2:08.41 | 654 B | 28.77 | 1:01.72 | 1:34.82 | 2:08.41 |
| 7. | ELLEGAARD Arthur Daler | 01 | Denmark Junior | 2:08.43 | 654 B | 28.87 | 1:00.87 | 1:35.03 | 2:08.43 |
| 8. | RICHARDS Owen | 01 | Swim Wales | 2:09.04 | 645 R | 28.98 | 1:01.52 | 1:35.04 | 2:09.04 |
| 9. | LEES Axel | 02 | ASPTT Limoges | 2:09.17 | 643 R | 28.80 | 1:01.50 | 1:35.28 | 2:09.17 |
| 10. | KHRYPUNOV Yevgen | 02 | Ukrainian Swimming Federation | 2:10.00 | 631 R | 29.31 | 1:02.07 | 1:35.91 | 2:10.00 |
| 11. | HEWITT Cole | 02 | Swim Wales | 2:12.28 | 599 | 29.70 | 1:02.67 | 1:37.40 | 2:12.28 |
| 12. | GRUNERT Paul | 02 | Schwimmverein Mannheim | 2:14.03 | 575 | 28.94 | 1:02.53 | 1:37.86 | 2:14.03 |
| 13. | FROST Oliver Noergaard | 02 | Aalborg Svoemmeklub | 2:14.14 | 574 | 29.39 | 1:03.83 | 1:38.92 | 2:14.14 |
| 14. | ASHLEY-SPARKS Freddie | 02 | Plymouth Leander SC | 2:14.75 | 566 | 30.34 | 1:04.35 | 1:39.67 | 2:14.75 |
| 15. | HEIDENREICH Tim | 01 | Dresdner Delphine e.V. | 2:14.89 | 564 | 29.32 | 1:03.46 | 1:38.97 | 2:14.89 |
| 16. | BEAMER Thomas | 02 | Swim England East Midlands | 2:16.52 | 544 | 30.08 | 1:04.79 | 1:41.27 | 2:16.52 |
| 17. | VALERIANI Lorenzo | 01 | Dimensione Nuoto | 2:18.70 | 519 | 28.64 | 1:02.12 | 1:38.94 | 2:18.70 |
| 18. | SCHUMACHER Lou | 02 | Herstalnatation | 2:20.26 | 502 * | 31.06 | 1:07.06 | 1:43.93 | 2:20.26 |
| 19. | HERION Martin | 01 | Liege Mosan | 2:20.81 | 496 * | 30.83 | 1:06.75 | 1:43.75 | 2:20.81 |
| 20. | PLASCHKE Lennart | 01 | SC Wiesbaden 1911 | 2:29.60 | 414 * | 30.24 | 1:04.53 | 1:43.02 | 2:29.60 |
| DSQ | PICOCHÉ Louis | 02 | FFN Ouest | | | | | | |
| | <i>P5 - did not touch the wall with both hands simultaneously and separated at the turn / finish (SW 8.4) (Time: 10:30)</i> | | | | | | | | |
| DNS | ENDERS Lennart | 01 | SC Wiesbaden 1911 | | | | | | |





Fédération Luxembourgeoise
de Natation et de Sauvetage

LUXEMBOURG

LET'S MAKE IT HAPPEN

21st Luxembourg Euro Meet 2019
Luxembourg, 25th - 27th January 2019


Event 4, Men, 200m Butterfly, Prelim

Youth

| | | | | | | | | |
|-----|----------------------|-------------------------------------|----------------|-------|-------|---------|---------|---------|
| 1. | CARNEIRO Joao | 03 Swimming Luxembourg | 2:10.13 | 629 | 30.16 | 1:04.05 | 1:37.66 | 2:10.13 |
| 2. | GANZEY Egor | 03 Russia Ugra | 2:10.20 | 628 | 30.23 | 1:03.51 | 1:37.21 | 2:10.20 |
| 3. | EICHLER Adrian | 03 SC Wiesbaden 1911 | 2:10.43 | 624 | 27.85 | 1:00.04 | 1:34.38 | 2:10.43 |
| 4. | HART James | 04 Plymouth Leander SC | 2:10.86 | 618 | 28.57 | 1:01.79 | 1:36.00 | 2:10.86 |
| 5. | GORDO Salvador | 03 Plymouth Leander SC | 2:13.30 | 585 | 29.63 | 1:03.16 | 1:37.52 | 2:13.30 |
| 6. | DELBIANCO Diego | 03 Polisportiva Comunale Riccione | 2:13.63 | 581 | 29.41 | 1:04.49 | 1:39.96 | 2:13.63 |
| 7. | SUMIN Ivan | 03 Youth of Moscow | 2:15.19 | 561 | 29.57 | 1:03.34 | 1:38.71 | 2:15.19 |
| 8. | SYMILLIDIS Stylianos | 04 Plymouth Leander SC | 2:17.20 | 536 | 30.34 | 1:04.93 | 1:40.79 | 2:17.20 |
| 9. | LANNERS Nicolas | 04 Fed. Luxembourgeoise de Natation | 2:22.08 | 483 | 29.92 | 1:05.50 | 1:43.25 | 2:22.08 |
| 10. | BERTUZZI Valentin | 04 Herstalnatation | 2:23.41 | 470 | 31.52 | 1:05.70 | 1:45.48 | 2:23.41 |
| 11. | SMIT Luca | 03 SC Wiesbaden 1911 | 2:30.77 | 404 * | 32.29 | 1:10.87 | 1:51.67 | 2:30.77 |
| 12. | NAEF Marcel | 03 Swim Team Lucerne | 2:35.01 | 372 * | 32.12 | 1:10.35 | 1:52.19 | 2:35.01 |
| DSQ | NICKELSEN Rasmus | 03 Denmark Junior | | | | | | |

P5 - did not touch the wall with both hands simultaneously and separated at the turn / finish (SW 8.4) (Time: 10:33)





Fédération Luxembourgeoise
de Natation et de Sauvetage

LUXEMBOURG

LET'S MAKE IT HAPPEN

21st Luxembourg Euro Meet 2019
Luxembourg, 25th - 27th January 2019

Event 5 Women, 800m Freestyle 2005 and older
25.01.2019 - 10:30 sponsored by: FLNS Results


| | | | | | |
|-----------------|---------|-------------------|-----|---------------|------------|
| Meet Record | 8:28.82 | BELMONTE Mireia | ESP | Luxembourg | 29.01.2016 |
| World Record | 8:04.79 | LEDECKY Kathleen | USA | Rio (BRA) | 12.08.2016 |
| European Record | 8:14.10 | ADLINGTON Rebecca | GBR | Beijing (CHN) | 16.08.2008 |

Open 18 +: 9:30.00 / Junior 16 - 17: 10:00.00 / Youth 14 - 15: 10:20.00

Points: FINA 2018

| Rank | | | YB | | | Time | | | Pts |
|------|---------------------------|---------|---------------|----------------------------------|---------------|----------------|---------------|---------|-----|
| Open | | | | | | | | | |
| 1. | HOLDEN Polly | | 99 | Nova Centurion SC | | 8:46.12 | | | 782 |
| | 100m: 1:03.31 | 1:03.31 | 300m: 3:15.23 | 1:06.06 | 500m: 5:28.37 | 1:06.57 | 700m: 7:40.98 | 1:06.36 | |
| | 200m: 2:09.17 | 1:05.86 | 400m: 4:21.80 | 1:06.57 | 600m: 6:34.62 | 1:06.25 | 800m: 8:46.12 | 1:05.14 | |
| 2. | COLBERT Freya | | 04 | Swim England East Midlands | | 8:57.15 | | | 735 |
| | 100m: 1:04.22 | 1:04.22 | 300m: 3:19.07 | 1:07.29 | 500m: 5:34.51 | 1:07.57 | 700m: 7:50.66 | 1:07.76 | |
| | 200m: 2:11.78 | 1:07.56 | 400m: 4:26.94 | 1:07.87 | 600m: 6:42.90 | 1:08.39 | 800m: 8:57.15 | 1:06.49 | |
| 3. | CABON Lean | | 02 | FFN Ouest | | 9:07.20 | | | 695 |
| | 100m: 1:04.04 | 1:04.04 | 300m: 3:20.54 | 1:08.45 | 500m: 5:39.38 | 1:09.56 | 700m: 7:59.45 | 1:10.00 | |
| | 200m: 2:12.09 | 1:08.05 | 400m: 4:29.82 | 1:09.28 | 600m: 6:49.45 | 1:10.07 | 800m: 9:07.20 | 1:07.75 | |
| 4. | PECHINI Monica | | 03 | Dimensione Nuoto | | 9:09.11 | | | 688 |
| | 100m: 1:03.51 | 1:03.51 | 300m: 3:21.65 | 1:09.37 | 500m: 5:41.94 | 1:09.84 | 700m: 8:02.51 | 1:10.03 | |
| | 200m: 2:12.28 | 1:08.77 | 400m: 4:32.10 | 1:10.45 | 600m: 6:52.48 | 1:10.54 | 800m: 9:09.11 | 1:06.60 | |
| 5. | ERHART Samira Svea | | 99 | SC Wiesbaden 1911 | | 9:09.29 | | | 687 |
| | 100m: 1:05.09 | 1:05.09 | 300m: 3:22.39 | 1:09.17 | 500m: 5:41.49 | 1:09.89 | 700m: 8:01.56 | 1:09.70 | |
| | 200m: 2:13.22 | 1:08.13 | 400m: 4:31.60 | 1:09.21 | 600m: 6:51.86 | 1:10.37 | 800m: 9:09.29 | 1:07.73 | |
| 6. | RICCI Nicole | | 04 | Swimming Luxembourg | | 9:13.93 | | | 670 |
| | 100m: 1:03.62 | 1:03.62 | 300m: 3:25.20 | 1:11.11 | 500m: 5:46.51 | 1:10.11 | 700m: 8:06.51 | 1:09.82 | |
| | 200m: 2:14.09 | 1:10.47 | 400m: 4:36.40 | 1:11.20 | 600m: 6:56.69 | 1:10.18 | 800m: 9:13.93 | 1:07.42 | |
| 7. | WILKE Franka | | 02 | Plymouth Leander SC | | 9:14.36 | | | 668 |
| | 100m: 1:05.38 | 1:05.38 | 300m: 3:23.54 | 1:09.48 | 500m: 5:43.56 | 1:10.17 | 700m: 8:04.58 | 1:10.59 | |
| | 200m: 2:14.06 | 1:08.68 | 400m: 4:33.39 | 1:09.85 | 600m: 6:53.99 | 1:10.43 | 800m: 9:14.36 | 1:09.78 | |
| 8. | OLSSON Ellen | | 95 | SSG Saar Max Ritter | | 9:17.36 | | | 658 |
| | 100m: 1:06.69 | 1:06.69 | 300m: 3:26.78 | 1:10.15 | 500m: 5:47.31 | 1:09.83 | 700m: 8:08.37 | 1:10.13 | |
| | 200m: 2:16.63 | 1:09.94 | 400m: 4:37.48 | 1:10.70 | 600m: 6:58.24 | 1:10.93 | 800m: 9:17.36 | 1:08.99 | |
| 9. | VAN DER MAST Marij | | 00 | PSV | | 9:17.44 | | | 657 |
| | 100m: 1:05.50 | 1:05.50 | 300m: 3:25.86 | 1:10.25 | 500m: 5:44.69 | 1:09.12 | 700m: 8:05.65 | 1:11.05 | |
| | 200m: 2:15.61 | 1:10.11 | 400m: 4:35.57 | 1:09.71 | 600m: 6:54.60 | 1:09.91 | 800m: 9:17.44 | 1:11.79 | |
| 10. | JOMINET Lou | | 05 | Fed. Luxembourgeoise de Natation | | 9:18.72 | | | 653 |
| | 100m: 1:05.24 | 1:05.24 | 300m: 3:25.17 | 1:10.12 | 500m: 5:47.22 | 1:11.04 | 700m: 8:09.17 | 1:10.84 | |
| | 200m: 2:15.05 | 1:09.81 | 400m: 4:36.18 | 1:11.01 | 600m: 6:58.33 | 1:11.11 | 800m: 9:18.72 | 1:09.55 | |
| 11. | HANQUET Marion | | 01 | Team West | | 9:22.03 | | | 641 |
| | 100m: 1:06.95 | 1:06.95 | 300m: 3:28.51 | 1:11.21 | 500m: 5:50.41 | 1:10.78 | 700m: 8:12.75 | 1:11.19 | |
| | 200m: 2:17.30 | 1:10.35 | 400m: 4:39.63 | 1:11.12 | 600m: 7:01.56 | 1:11.15 | 800m: 9:22.03 | 1:09.28 | |
| 12. | GADE Jackie | | 98 | Aalborg Svoemmeklub | | 9:26.06 | | | 628 |
| | 100m: 1:06.60 | 1:06.60 | 300m: 3:28.30 | 1:11.14 | 500m: 5:50.89 | 1:10.55 | 700m: 8:15.18 | 1:12.46 | |
| | 200m: 2:17.16 | 1:10.56 | 400m: 4:40.34 | 1:12.04 | 600m: 7:02.72 | 1:11.83 | 800m: 9:26.06 | 1:10.88 | |
| 13. | BROEGGER-ANDERSEN Camilla | | 02 | Aalborg Svoemmeklub | | 9:27.21 | | | 624 |
| | 100m: 1:06.46 | 1:06.46 | 300m: 3:28.82 | 1:11.30 | 500m: 5:53.31 | 1:12.48 | 700m: 8:17.47 | 1:12.84 | |
| | 200m: 2:17.52 | 1:11.06 | 400m: 4:40.83 | 1:12.01 | 600m: 7:04.63 | 1:11.32 | 800m: 9:27.21 | 1:09.74 | |





Fédération Luxembourgeoise
de Natation et de Sauvetage

LUXEMBOURG


LET'S MAKE IT HAPPEN

21st Luxembourg Euro Meet 2019
Luxembourg, 25th - 27th January 2019

Event 5, Women, 800m Freestyle, Open

| Rank | | | YB | | | Time | | | Pts |
|------|-------------------------|---------|---------------|----------------------------|---------------|----------------|---------------|---------|-------|
| 14. | RENIER Aurora | | 03 | Dimensione Nuoto | | 9:28.09 | | | 621 |
| | 100m: 1:06.12 | 1:06.12 | 300m: 3:29.53 | 1:11.88 | 500m: 5:54.52 | 1:12.37 | 700m: 8:18.79 | 1:11.91 | |
| | 200m: 2:17.65 | 1:11.53 | 400m: 4:42.15 | 1:12.62 | 600m: 7:06.88 | 1:12.36 | 800m: 9:28.09 | 1:09.30 | |
| 15. | DE ANGELIS Alessia | | 03 | Dimensione Nuoto | | 9:33.06 | | | 605 |
| | 100m: 1:06.38 | 1:06.38 | 300m: 3:28.96 | 1:11.61 | 500m: 5:54.27 | 1:12.88 | 700m: 8:20.99 | 1:13.55 | |
| | 200m: 2:17.35 | 1:10.97 | 400m: 4:41.39 | 1:12.43 | 600m: 7:07.44 | 1:13.17 | 800m: 9:33.06 | 1:12.07 | |
| 16. | PETERSEN Sofie Theophil | | 03 | Denmark Junior | | 9:33.22 | | | 604 |
| | 100m: 1:07.15 | 1:07.15 | 300m: 3:30.20 | 1:12.29 | 500m: 5:56.11 | 1:12.87 | 700m: 8:21.16 | 1:11.83 | |
| | 200m: 2:17.91 | 1:10.76 | 400m: 4:43.24 | 1:13.04 | 600m: 7:09.33 | 1:13.22 | 800m: 9:33.22 | 1:12.06 | |
| 17. | KUZNETCOVA Kseniia | | 03 | Youth of Moscow | | 9:34.53 | | | 600 |
| | 100m: 1:07.65 | 1:07.65 | 300m: 3:31.62 | 1:12.09 | 500m: 5:55.23 | 1:11.56 | 700m: 8:21.78 | 1:13.75 | |
| | 200m: 2:19.53 | 1:11.88 | 400m: 4:43.67 | 1:12.05 | 600m: 7:08.03 | 1:12.80 | 800m: 9:34.53 | 1:12.75 | |
| 18. | CEPECK Lea | | 02 | EN Tours | | 9:36.41 | | | 594 |
| | 100m: 1:07.06 | 1:07.06 | 300m: 3:31.20 | 1:12.50 | 500m: 5:58.64 | 1:13.93 | 700m: 8:26.69 | 1:13.85 | |
| | 200m: 2:18.70 | 1:11.64 | 400m: 4:44.71 | 1:13.51 | 600m: 7:12.84 | 1:14.20 | 800m: 9:36.41 | 1:09.72 | |
| 19. | COLBERT Molly | | 01 | Nova Centurion SC | | 9:37.07 | | | 592 * |
| | 100m: 1:08.49 | 1:08.49 | 300m: 3:35.86 | 1:13.47 | 500m: 6:01.60 | 1:12.69 | 700m: 8:26.25 | 1:12.21 | |
| | 200m: 2:22.39 | 1:13.90 | 400m: 4:48.91 | 1:13.05 | 600m: 7:14.04 | 1:12.44 | 800m: 9:37.07 | 1:10.82 | |
| 20. | ROSE Rianne | | 05 | Hessischer Schwimm-Verband | | 9:39.29 | | | 586 |
| | 100m: 1:07.04 | 1:07.04 | 300m: 3:32.77 | 1:13.48 | 500m: 6:01.71 | 1:14.22 | 700m: 8:30.27 | 1:14.29 | |
| | 200m: 2:19.29 | 1:12.25 | 400m: 4:47.49 | 1:14.72 | 600m: 7:15.98 | 1:14.27 | 800m: 9:39.29 | 1:09.02 | |
| 21. | PELLEAU Ines | | 04 | FFN Ouest | | 9:40.38 | | | 582 |
| | 100m: 1:06.31 | 1:06.31 | 300m: 3:30.55 | 1:13.17 | 500m: 5:57.41 | 1:13.79 | 700m: 8:26.63 | 1:14.70 | |
| | 200m: 2:17.38 | 1:11.07 | 400m: 4:43.62 | 1:13.07 | 600m: 7:11.93 | 1:14.52 | 800m: 9:40.38 | 1:13.75 | |
| 22. | LISTRAT Charlotte | | 04 | EN Tours | | 9:42.84 | | | 575 |
| | 100m: 1:09.05 | 1:09.05 | 300m: 3:35.89 | 1:13.17 | 500m: 6:04.38 | 1:14.12 | 700m: 8:31.36 | 1:13.15 | |
| | 200m: 2:22.72 | 1:13.67 | 400m: 4:50.26 | 1:14.37 | 600m: 7:18.21 | 1:13.83 | 800m: 9:42.84 | 1:11.48 | |
| 23. | SCHOEN Valentina | | 02 | SSG Saar Max Ritter | | 9:42.85 | | | 575 |
| | 100m: 1:08.07 | 1:08.07 | 300m: 3:35.74 | 1:14.24 | 500m: 6:04.03 | 1:13.90 | 700m: 8:31.34 | 1:13.29 | |
| | 200m: 2:21.50 | 1:13.43 | 400m: 4:50.13 | 1:14.39 | 600m: 7:18.05 | 1:14.02 | 800m: 9:42.85 | 1:11.51 | |
| 24. | SILANI Sofia | | 05 | Dimensione Nuoto | | 9:43.68 | | | 572 |
| | 100m: 1:10.00 | 1:10.00 | 300m: 3:37.17 | 1:12.87 | 500m: 6:04.22 | 1:13.75 | 700m: 8:32.48 | 1:14.30 | |
| | 200m: 2:24.30 | 1:14.30 | 400m: 4:50.47 | 1:13.30 | 600m: 7:18.18 | 1:13.96 | 800m: 9:43.68 | 1:11.20 | |
| 25. | BELLATRECCIA Chiara | | 04 | Dimensione Nuoto | | 9:54.63 | | | 541 |
| | 100m: 1:09.57 | 1:09.57 | 300m: 3:38.95 | 1:14.86 | 500m: 6:09.36 | 1:14.95 | 700m: 8:40.55 | 1:15.75 | |
| | 200m: 2:24.09 | 1:14.52 | 400m: 4:54.41 | 1:15.46 | 600m: 7:24.80 | 1:15.44 | 800m: 9:54.63 | 1:14.08 | |
| 26. | BJERG Martha | | 04 | Aarhus Swim | | 9:54.71 | | | 541 |
| | 100m: 1:08.37 | 1:08.37 | 300m: 3:37.53 | 1:15.05 | 500m: 6:09.50 | 1:15.98 | 700m: 8:40.87 | 1:15.50 | |
| | 200m: 2:22.48 | 1:14.11 | 400m: 4:53.52 | 1:15.99 | 600m: 7:25.37 | 1:15.87 | 800m: 9:54.71 | 1:13.84 | |
| 27. | CHAUVEHEID Hannah | | 04 | Liege Mosan | | 9:56.12 | | | 537 |
| | 100m: 1:09.32 | 1:09.32 | 300m: 3:39.40 | 1:15.45 | 500m: 6:11.24 | 1:15.24 | 700m: 8:42.25 | 1:15.55 | |
| | 200m: 2:23.95 | 1:14.63 | 400m: 4:56.00 | 1:16.60 | 600m: 7:26.70 | 1:15.46 | 800m: 9:56.12 | 1:13.87 | |
| 28. | SOERENSEN Emilie Wolf | | 03 | Aarhus Swim | | 9:57.03 | | | 535 |
| | 100m: 1:09.94 | 1:09.94 | 300m: 3:39.29 | 1:15.04 | 500m: 6:10.81 | 1:15.62 | 700m: 8:42.89 | 1:16.03 | |
| | 200m: 2:24.25 | 1:14.31 | 400m: 4:55.19 | 1:15.90 | 600m: 7:26.86 | 1:16.05 | 800m: 9:57.03 | 1:14.14 | |



Fédération Luxembourgeoise
de Natation et de Sauvetage**LUXEMBOURG**

LET'S MAKE IT HAPPEN

21st Luxembourg Euro Meet 2019
Luxembourg, 25th - 27th January 2019


Event 5, Women, 800m Freestyle, Open

| Rank | YB | | Time | | Pts |
|------|---|--------------------------------------|-----------------------|------------------------|-----|
| 29. | SLAJS Emilie | 03 Cercle Royal de Natation Arlonais | 10:00.09 | 527 | * |
| | 100m: 1:09.30 1:09.30 | 300m: 3:39.69 1:15.43 | 500m: 6:12.24 1:16.44 | 700m: 8:44.73 1:16.23 | |
| | 200m: 2:24.26 1:14.96 | 400m: 4:55.80 1:16.11 | 600m: 7:28.50 1:16.26 | 800m: 10:00.09 1:15.36 | |
| 30. | FORSON Zaira | 05 Ghana Swimming | 10:16.24 | 486 | |
| | 100m: 1:11.21 1:11.21 | 300m: 3:46.72 1:18.70 | 500m: 6:23.04 1:18.39 | 700m: 9:01.04 1:19.19 | |
| | 200m: 2:28.02 1:16.81 | 400m: 5:04.65 1:17.93 | 600m: 7:41.85 1:18.81 | 800m: 10:16.24 1:15.20 | |
| DSQ | GUTH Regina | 05 SC Neustadt/Weinstr. | | | |
| | <i>G3 - did not swim and finish the race in the same lane in which he / she started (SW 10.3) (Time: 10:50)</i> | | | | |
| DNS | VERRASZTO Evelyn | 89 Team Hungary | | | |

Junior

| | | | | | |
|-----|---------------------------|------------------------|-----------------------|-----------------------|--|
| 1. | CABON Lean | 02 FFN Ouest | 9:07.20 | 695 | |
| | 100m: 1:04.04 1:04.04 | 300m: 3:20.54 1:08.45 | 500m: 5:39.38 1:09.56 | 700m: 7:59.45 1:10.00 | |
| | 200m: 2:12.09 1:08.05 | 400m: 4:29.82 1:09.28 | 600m: 6:49.45 1:10.07 | 800m: 9:07.20 1:07.75 | |
| 2. | PECHINI Monica | 03 Dimensione Nuoto | 9:09.11 | 688 | |
| | 100m: 1:03.51 1:03.51 | 300m: 3:21.65 1:09.37 | 500m: 5:41.94 1:09.84 | 700m: 8:02.51 1:10.03 | |
| | 200m: 2:12.28 1:08.77 | 400m: 4:32.10 1:10.45 | 600m: 6:52.48 1:10.54 | 800m: 9:09.11 1:06.60 | |
| 3. | WILKE Franka | 02 Plymouth Leander SC | 9:14.36 | 668 | |
| | 100m: 1:05.38 1:05.38 | 300m: 3:23.54 1:09.48 | 500m: 5:43.56 1:10.17 | 700m: 8:04.58 1:10.59 | |
| | 200m: 2:14.06 1:08.68 | 400m: 4:33.39 1:09.85 | 600m: 6:53.99 1:10.43 | 800m: 9:14.36 1:09.78 | |
| 4. | BROEGGER-ANDERSEN Camilla | 02 Aalborg Svoemmeklub | 9:27.21 | 624 | |
| | 100m: 1:06.46 1:06.46 | 300m: 3:28.82 1:11.30 | 500m: 5:53.31 1:12.48 | 700m: 8:17.47 1:12.84 | |
| | 200m: 2:17.52 1:11.06 | 400m: 4:40.83 1:12.01 | 600m: 7:04.63 1:11.32 | 800m: 9:27.21 1:09.74 | |
| 5. | RENIER Aurora | 03 Dimensione Nuoto | 9:28.09 | 621 | |
| | 100m: 1:06.12 1:06.12 | 300m: 3:29.53 1:11.88 | 500m: 5:54.52 1:12.37 | 700m: 8:18.79 1:11.91 | |
| | 200m: 2:17.65 1:11.53 | 400m: 4:42.15 1:12.62 | 600m: 7:06.88 1:12.36 | 800m: 9:28.09 1:09.30 | |
| 6. | DE ANGELIS Alessia | 03 Dimensione Nuoto | 9:33.06 | 605 | |
| | 100m: 1:06.38 1:06.38 | 300m: 3:28.96 1:11.61 | 500m: 5:54.27 1:12.88 | 700m: 8:20.99 1:13.55 | |
| | 200m: 2:17.35 1:10.97 | 400m: 4:41.39 1:12.43 | 600m: 7:07.44 1:13.17 | 800m: 9:33.06 1:12.07 | |
| 7. | PETERSEN Sofie Theophil | 03 Denmark Junior | 9:33.22 | 604 | |
| | 100m: 1:07.15 1:07.15 | 300m: 3:30.20 1:12.29 | 500m: 5:56.11 1:12.87 | 700m: 8:21.16 1:11.83 | |
| | 200m: 2:17.91 1:10.76 | 400m: 4:43.24 1:13.04 | 600m: 7:09.33 1:13.22 | 800m: 9:33.22 1:12.06 | |
| 8. | KUZNETCOVA Kseniia | 03 Youth of Moscow | 9:34.53 | 600 | |
| | 100m: 1:07.65 1:07.65 | 300m: 3:31.62 1:12.09 | 500m: 5:55.23 1:11.56 | 700m: 8:21.78 1:13.75 | |
| | 200m: 2:19.53 1:11.88 | 400m: 4:43.67 1:12.05 | 600m: 7:08.03 1:12.80 | 800m: 9:34.53 1:12.75 | |
| 9. | CEPECK Lea | 02 EN Tours | 9:36.41 | 594 | |
| | 100m: 1:07.06 1:07.06 | 300m: 3:31.20 1:12.50 | 500m: 5:58.64 1:13.93 | 700m: 8:26.69 1:13.85 | |
| | 200m: 2:18.70 1:11.64 | 400m: 4:44.71 1:13.51 | 600m: 7:12.84 1:14.20 | 800m: 9:36.41 1:09.72 | |
| 10. | SCHOEN Valentina | 02 SSG Saar Max Ritter | 9:42.85 | 575 | |
| | 100m: 1:08.07 1:08.07 | 300m: 3:35.74 1:14.24 | 500m: 6:04.03 1:13.90 | 700m: 8:31.34 1:13.29 | |
| | 200m: 2:21.50 1:13.43 | 400m: 4:50.13 1:14.39 | 600m: 7:18.05 1:14.02 | 800m: 9:42.85 1:11.51 | |
| 11. | SOERENSEN Emilie Wolf | 03 Aarhus Swim | 9:57.03 | 535 | |
| | 100m: 1:09.94 1:09.94 | 300m: 3:39.29 1:15.04 | 500m: 6:10.81 1:15.62 | 700m: 8:42.89 1:16.03 | |
| | 200m: 2:24.25 1:14.31 | 400m: 4:55.19 1:15.90 | 600m: 7:26.86 1:16.05 | 800m: 9:57.03 1:14.14 | |





Fédération Luxembourgeoise
de Natation et de Sauvetage

LUXEMBOURG

LET'S MAKE IT HAPPEN

21st Luxembourg Euro Meet 2019
Luxembourg, 25th - 27th January 2019

Event 5, Women, 800m Freestyle, Junior

| Rank | | | YB | | | Time | | | Pts | | | |
|------|--------------|---------|---------|-----------------------------------|---------|-----------------|-------|---------|---------|-------|----------|---------|
| 12. | SLAJS Emilie | | 03 | Cercle Royal de Natation Arlonais | | 10:00.09 | | | 527 * | | | |
| | 100m: | 1:09.30 | 1:09.30 | 300m: | 3:39.69 | 1:15.43 | 500m: | 6:12.24 | 1:16.44 | 700m: | 8:44.73 | 1:16.23 |
| | 200m: | 2:24.26 | 1:14.96 | 400m: | 4:55.80 | 1:16.11 | 600m: | 7:28.50 | 1:16.26 | 800m: | 10:00.09 | 1:15.36 |

Youth


| | | | | | | | | | | | | |
|-----|---------------------|---------|---------|----------------------------------|---------|-----------------|-------|---------|---------|-------|----------|---------|
| 1. | COLBERT Freya | | 04 | Swim England East Midlands | | 8:57.15 | | | 735 | | | |
| | 100m: | 1:04.22 | 1:04.22 | 300m: | 3:19.07 | 1:07.29 | 500m: | 5:34.51 | 1:07.57 | 700m: | 7:50.66 | 1:07.76 |
| | 200m: | 2:11.78 | 1:07.56 | 400m: | 4:26.94 | 1:07.87 | 600m: | 6:42.90 | 1:08.39 | 800m: | 8:57.15 | 1:06.49 |
| 2. | RICCI Nicole | | 04 | Swimming Luxembourg | | 9:13.93 | | | 670 | | | |
| | 100m: | 1:03.62 | 1:03.62 | 300m: | 3:25.20 | 1:11.11 | 500m: | 5:46.51 | 1:10.11 | 700m: | 8:06.51 | 1:09.82 |
| | 200m: | 2:14.09 | 1:10.47 | 400m: | 4:36.40 | 1:11.20 | 600m: | 6:56.69 | 1:10.18 | 800m: | 9:13.93 | 1:07.42 |
| 3. | JOMINET Lou | | 05 | Fed. Luxembourgeoise de Natation | | 9:18.72 | | | 653 | | | |
| | 100m: | 1:05.24 | 1:05.24 | 300m: | 3:25.17 | 1:10.12 | 500m: | 5:47.22 | 1:11.04 | 700m: | 8:09.17 | 1:10.84 |
| | 200m: | 2:15.05 | 1:09.81 | 400m: | 4:36.18 | 1:11.01 | 600m: | 6:58.33 | 1:11.11 | 800m: | 9:18.72 | 1:09.55 |
| 4. | ROSE Rianne | | 05 | Hessischer Schwimm-Verband | | 9:39.29 | | | 586 | | | |
| | 100m: | 1:07.04 | 1:07.04 | 300m: | 3:32.77 | 1:13.48 | 500m: | 6:01.71 | 1:14.22 | 700m: | 8:30.27 | 1:14.29 |
| | 200m: | 2:19.29 | 1:12.25 | 400m: | 4:47.49 | 1:14.72 | 600m: | 7:15.98 | 1:14.27 | 800m: | 9:39.29 | 1:09.02 |
| 5. | PELLEAU Ines | | 04 | FFN Ouest | | 9:40.38 | | | 582 | | | |
| | 100m: | 1:06.31 | 1:06.31 | 300m: | 3:30.55 | 1:13.17 | 500m: | 5:57.41 | 1:13.79 | 700m: | 8:26.63 | 1:14.70 |
| | 200m: | 2:17.38 | 1:11.07 | 400m: | 4:43.62 | 1:13.07 | 600m: | 7:11.93 | 1:14.52 | 800m: | 9:40.38 | 1:13.75 |
| 6. | LISTRAT Charlotte | | 04 | EN Tours | | 9:42.84 | | | 575 | | | |
| | 100m: | 1:09.05 | 1:09.05 | 300m: | 3:35.89 | 1:13.17 | 500m: | 6:04.38 | 1:14.12 | 700m: | 8:31.36 | 1:13.15 |
| | 200m: | 2:22.72 | 1:13.67 | 400m: | 4:50.26 | 1:14.37 | 600m: | 7:18.21 | 1:13.83 | 800m: | 9:42.84 | 1:11.48 |
| 7. | SILANI Sofia | | 05 | Dimensione Nuoto | | 9:43.68 | | | 572 | | | |
| | 100m: | 1:10.00 | 1:10.00 | 300m: | 3:37.17 | 1:12.87 | 500m: | 6:04.22 | 1:13.75 | 700m: | 8:32.48 | 1:14.30 |
| | 200m: | 2:24.30 | 1:14.30 | 400m: | 4:50.47 | 1:13.30 | 600m: | 7:18.18 | 1:13.96 | 800m: | 9:43.68 | 1:11.20 |
| 8. | BELLATRECCIA Chiara | | 04 | Dimensione Nuoto | | 9:54.63 | | | 541 | | | |
| | 100m: | 1:09.57 | 1:09.57 | 300m: | 3:38.95 | 1:14.86 | 500m: | 6:09.36 | 1:14.95 | 700m: | 8:40.55 | 1:15.75 |
| | 200m: | 2:24.09 | 1:14.52 | 400m: | 4:54.41 | 1:15.46 | 600m: | 7:24.80 | 1:15.44 | 800m: | 9:54.63 | 1:14.08 |
| 9. | BJERG Martha | | 04 | Aarhus Swim | | 9:54.71 | | | 541 | | | |
| | 100m: | 1:08.37 | 1:08.37 | 300m: | 3:37.53 | 1:15.05 | 500m: | 6:09.50 | 1:15.98 | 700m: | 8:40.87 | 1:15.50 |
| | 200m: | 2:22.48 | 1:14.11 | 400m: | 4:53.52 | 1:15.99 | 600m: | 7:25.37 | 1:15.87 | 800m: | 9:54.71 | 1:13.84 |
| 10. | CHAUVEHEID Hannah | | 04 | Liege Mosan | | 9:56.12 | | | 537 | | | |
| | 100m: | 1:09.32 | 1:09.32 | 300m: | 3:39.40 | 1:15.45 | 500m: | 6:11.24 | 1:15.24 | 700m: | 8:42.25 | 1:15.55 |
| | 200m: | 2:23.95 | 1:14.63 | 400m: | 4:56.00 | 1:16.60 | 600m: | 7:26.70 | 1:15.46 | 800m: | 9:56.12 | 1:13.87 |
| 11. | FORSON Zaira | | 05 | Ghana Swimming | | 10:16.24 | | | 486 | | | |
| | 100m: | 1:11.21 | 1:11.21 | 300m: | 3:46.72 | 1:18.70 | 500m: | 6:23.04 | 1:18.39 | 700m: | 9:01.04 | 1:19.19 |
| | 200m: | 2:28.02 | 1:16.81 | 400m: | 5:04.65 | 1:17.93 | 600m: | 7:41.85 | 1:18.81 | 800m: | 10:16.24 | 1:15.20 |

DSQ GUTH Regina

05 SC Neustadt/Weinstr.

G3 - did not swim and finish the race in the same lane in which he / she started (SW 10.3) (Time: 10:50)





Fédération Luxembourgeoise
de Natation et de Sauvetage

LUXEMBOURG

LET'S MAKE IT HAPPEN

21st Luxembourg Euro Meet 2019
Luxembourg, 25th - 27th January 2019

Event 6 Men, 1500m Freestyle 2004 and older
25.01.2019 - 11:02 sponsored by: Arena Results


| | | | | | |
|-----------------|----------|----------------------|-----|--------------|------------|
| Meet Record | 14:55.18 | ROMANCHUK Mykhaylo | UKR | Luxembourg | 27.01.2017 |
| World Record | 14:31.02 | SUN Yang | CHN | London (GBR) | 04.08.2012 |
| European Record | 14:34.04 | PALTRINIERI Gregorio | ITA | London (GBR) | 18.05.2016 |

Open 19 +: 17:00.00 / Junior 17 - 18: 17:40.00 / Youth 15 - 16: 18:10.00

Points: FINA 2018

| Rank | YB | | Time | | | | Pts | | |
|-------------|-------------------------|---------|------------------------------|---------|-----------------|---------|-----------------|---------|------------|
| Open | | | | | | | | | |
| 1. | FROLOV Sergiy | | 92 Energy Standard | | | | 15:28.49 | | 825 |
| | 100m: 1:00.26 | 1:00.26 | 500m: 5:09.73 | 1:02.28 | 900m: 9:16.42 | 1:01.50 | 1300m: 13:24.56 | 1:02.34 | |
| | 200m: 2:02.80 | 1:02.54 | 600m: 6:11.59 | 1:01.86 | 1000m: 10:18.11 | 1:01.69 | 1400m: 14:27.50 | 1:02.94 | |
| | 300m: 3:05.05 | 1:02.25 | 700m: 7:13.42 | 1:01.83 | 1100m: 11:19.98 | 1:01.87 | 1500m: 15:28.49 | 1:00.99 | |
| | 400m: 4:07.45 | 1:02.40 | 800m: 8:14.92 | 1:01.50 | 1200m: 12:22.22 | 1:02.24 | | | |
| 2. | SHEMBEREV Maksym | | 93 Azerbaijan | | | | 15:38.99 | | 798 |
| | 100m: 1:01.15 | 1:01.15 | 500m: 5:12.06 | 1:02.10 | 900m: 9:21.37 | 1:02.43 | 1300m: 13:33.11 | 1:03.42 | |
| | 200m: 2:04.10 | 1:02.95 | 600m: 6:14.03 | 1:01.97 | 1000m: 10:23.98 | 1:02.61 | 1400m: 14:36.40 | 1:03.29 | |
| | 300m: 3:07.21 | 1:03.11 | 700m: 7:16.37 | 1:02.34 | 1100m: 11:27.01 | 1:03.03 | 1500m: 15:38.99 | 1:02.59 | |
| | 400m: 4:09.96 | 1:02.75 | 800m: 8:18.94 | 1:02.57 | 1200m: 12:29.69 | 1:02.68 | | | |
| 3. | GIOVANNONI Ivan | | 02 Tiro a Volo Nuoto | | | | 15:51.85 | | 766 |
| | 100m: 59.88 | 59.88 | 500m: 5:13.94 | 1:03.57 | 900m: 9:30.26 | 1:04.44 | 1300m: 13:47.37 | 1:04.23 | |
| | 200m: 2:03.07 | 1:03.19 | 600m: 6:17.82 | 1:03.88 | 1000m: 10:34.79 | 1:04.53 | 1400m: 14:51.87 | 1:04.50 | |
| | 300m: 3:06.59 | 1:03.52 | 700m: 7:21.71 | 1:03.89 | 1100m: 11:38.99 | 1:04.20 | 1500m: 15:51.85 | 59.98 | |
| | 400m: 4:10.37 | 1:03.78 | 800m: 8:25.82 | 1:04.11 | 1200m: 12:43.14 | 1:04.15 | | | |
| 4. | BETH Silas | | 03 SG Bad Schwartau | | | | 15:54.06 | | 760 |
| | 100m: 58.74 | 58.74 | 500m: 5:13.57 | 1:04.46 | 900m: 9:32.23 | 1:04.18 | 1300m: 13:50.35 | 1:04.40 | |
| | 200m: 2:01.66 | 1:02.92 | 600m: 6:18.43 | 1:04.86 | 1000m: 10:36.80 | 1:04.57 | 1400m: 14:54.22 | 1:03.87 | |
| | 300m: 3:05.09 | 1:03.43 | 700m: 7:23.41 | 1:04.98 | 1100m: 11:41.22 | 1:04.42 | 1500m: 15:54.06 | 59.84 | |
| | 400m: 4:09.11 | 1:04.02 | 800m: 8:28.05 | 1:04.64 | 1200m: 12:45.95 | 1:04.73 | | | |
| 5. | DUDAS Daniel | | 94 Iron Swim | | | | 16:04.25 | | 737 |
| | 100m: 1:00.92 | 1:00.92 | 500m: 5:17.79 | 1:04.76 | 900m: 9:38.22 | 1:05.38 | 1300m: 13:59.08 | 1:05.39 | |
| | 200m: 2:04.51 | 1:03.59 | 600m: 6:22.26 | 1:04.47 | 1000m: 10:44.00 | 1:05.78 | 1400m: 15:04.08 | 1:05.00 | |
| | 300m: 3:08.61 | 1:04.10 | 700m: 7:27.43 | 1:05.17 | 1100m: 11:48.43 | 1:04.43 | 1500m: 16:04.25 | 1:00.17 | |
| | 400m: 4:13.03 | 1:04.42 | 800m: 8:32.84 | 1:05.41 | 1200m: 12:53.69 | 1:05.26 | | | |
| 6. | LINDHOLM Oskar | | 01 Denmark Junior | | | | 16:08.28 | | 727 |
| | 100m: 59.52 | 59.52 | 500m: 5:15.81 | 1:04.25 | 900m: 9:35.83 | 1:05.44 | 1300m: 13:59.96 | 1:06.08 | |
| | 200m: 2:03.41 | 1:03.89 | 600m: 6:20.21 | 1:04.40 | 1000m: 10:41.79 | 1:05.96 | 1400m: 15:05.45 | 1:05.49 | |
| | 300m: 3:07.20 | 1:03.79 | 700m: 7:25.23 | 1:05.02 | 1100m: 11:47.83 | 1:06.04 | 1500m: 16:08.28 | 1:02.83 | |
| | 400m: 4:11.56 | 1:04.36 | 800m: 8:30.39 | 1:05.16 | 1200m: 12:53.88 | 1:06.05 | | | |
| 7. | KEBER Christian | | 98 SC Wiesbaden 1911 | | | | 16:08.49 | | 727 |
| | 100m: 1:01.23 | 1:01.23 | 500m: 5:18.61 | 1:04.49 | 900m: 9:38.34 | 1:05.17 | 1300m: 13:59.00 | 1:05.44 | |
| | 200m: 2:05.33 | 1:04.10 | 600m: 6:23.38 | 1:04.77 | 1000m: 10:43.83 | 1:05.49 | 1400m: 15:04.52 | 1:05.52 | |
| | 300m: 3:09.63 | 1:04.30 | 700m: 7:28.10 | 1:04.72 | 1100m: 11:48.75 | 1:04.92 | 1500m: 16:08.49 | 1:03.97 | |
| | 400m: 4:14.12 | 1:04.49 | 800m: 8:33.17 | 1:05.07 | 1200m: 12:53.56 | 1:04.81 | | | |
| 8. | KRASNIQI Arti | | 99 Swim-Team Elmshorn | | | | 16:12.13 | | 719 |
| | 100m: 1:00.85 | 1:00.85 | 500m: 5:16.48 | 1:04.26 | 900m: 9:35.81 | 1:05.22 | 1300m: 14:01.84 | 1:06.80 | |
| | 200m: 2:04.35 | 1:03.50 | 600m: 6:20.78 | 1:04.30 | 1000m: 10:41.76 | 1:05.95 | 1400m: 15:07.99 | 1:06.15 | |
| | 300m: 3:08.07 | 1:03.72 | 700m: 7:25.62 | 1:04.84 | 1100m: 11:48.07 | 1:06.31 | 1500m: 16:12.13 | 1:04.14 | |
| | 400m: 4:12.22 | 1:04.15 | 800m: 8:30.59 | 1:04.97 | 1200m: 12:55.04 | 1:06.97 | | | |





Fédération Luxembourgeoise
de Natation et de Sauvetage

LUXEMBOURG

LET'S MAKE IT HAPPEN

21st Luxembourg Euro Meet 2019
Luxembourg, 25th - 27th January 2019

Event 6, Men, 1500m Freestyle, Open

| Rank | | | YB | | | Time | Pts | |
|------|----------------------|---------|---------------|-----------------------------------|-----------------|-----------------|-----------------|---------|
| 9. | BERINGUE Raphael | | 01 | CA Orsay | | 16:20.76 | 700 | |
| | 100m: 1:00.27 | 1:00.27 | 500m: 5:19.24 | 1:04.72 | 900m: 9:42.70 | 1:05.85 | 1300m: 14:08.57 | 1:06.84 |
| | 200m: 2:04.91 | 1:04.64 | 600m: 6:24.39 | 1:05.15 | 1000m: 10:49.43 | 1:06.73 | 1400m: 15:16.54 | 1:07.97 |
| | 300m: 3:10.12 | 1:05.21 | 700m: 7:30.25 | 1:05.86 | 1100m: 11:55.54 | 1:06.11 | 1500m: 16:20.76 | 1:04.22 |
| | 400m: 4:14.52 | 1:04.40 | 800m: 8:36.85 | 1:06.60 | 1200m: 13:01.73 | 1:06.19 | | |
| 10. | KANTZENBACH Jon | | 02 | Hessischer Schwimm-Verband | | 16:21.60 | 698 | |
| | 100m: 1:01.81 | 1:01.81 | 500m: 5:25.21 | 1:05.89 | 900m: 9:48.76 | 1:05.75 | 1300m: 14:11.65 | 1:05.90 |
| | 200m: 2:07.74 | 1:05.93 | 600m: 6:31.22 | 1:06.01 | 1000m: 10:54.45 | 1:05.69 | 1400m: 15:17.60 | 1:05.95 |
| | 300m: 3:13.30 | 1:05.56 | 700m: 7:37.17 | 1:05.95 | 1100m: 12:00.10 | 1:05.65 | 1500m: 16:21.60 | 1:04.00 |
| | 400m: 4:19.32 | 1:06.02 | 800m: 8:43.01 | 1:05.84 | 1200m: 13:05.75 | 1:05.65 | | |
| 11. | JEDEL Christopher | | 95 | Team West | | 16:42.32 | 656 | |
| | 100m: 1:01.64 | 1:01.64 | 500m: 5:25.98 | 1:07.05 | 900m: 9:56.65 | 1:08.00 | 1300m: 14:27.71 | 1:08.20 |
| | 200m: 2:06.55 | 1:04.91 | 600m: 6:33.43 | 1:07.45 | 1000m: 11:04.47 | 1:07.82 | 1400m: 15:35.64 | 1:07.93 |
| | 300m: 3:12.45 | 1:05.90 | 700m: 7:40.93 | 1:07.50 | 1100m: 12:12.12 | 1:07.65 | 1500m: 16:42.32 | 1:06.68 |
| | 400m: 4:18.93 | 1:06.48 | 800m: 8:48.65 | 1:07.72 | 1200m: 13:19.51 | 1:07.39 | | |
| 12. | SUMIN Ivan | | 03 | Youth of Moscow | | 16:44.10 | 652 | |
| | 100m: 1:01.84 | 1:01.84 | 500m: 5:28.39 | 1:07.64 | 900m: 9:58.85 | 1:07.38 | 1300m: 14:29.95 | 1:08.12 |
| | 200m: 2:07.33 | 1:05.49 | 600m: 6:35.88 | 1:07.49 | 1000m: 11:06.40 | 1:07.55 | 1400m: 15:37.80 | 1:07.85 |
| | 300m: 3:13.54 | 1:06.21 | 700m: 7:43.89 | 1:08.01 | 1100m: 12:14.05 | 1:07.65 | 1500m: 16:44.10 | 1:06.30 |
| | 400m: 4:20.75 | 1:07.21 | 800m: 8:51.47 | 1:07.58 | 1200m: 13:21.83 | 1:07.78 | | |
| 13. | WILLIAMS Joshua | | 02 | Swim Wales | | 16:55.19 | 631 | |
| | 100m: 1:02.11 | 1:02.11 | 500m: 5:29.48 | 1:06.30 | 900m: 9:57.72 | 1:08.45 | 1300m: 14:36.63 | 1:11.13 |
| | 200m: 2:08.84 | 1:06.73 | 600m: 6:34.98 | 1:05.50 | 1000m: 11:06.79 | 1:09.07 | 1400m: 15:46.82 | 1:10.19 |
| | 300m: 3:15.99 | 1:07.15 | 700m: 7:41.58 | 1:06.60 | 1100m: 12:15.96 | 1:09.17 | 1500m: 16:55.19 | 1:08.37 |
| | 400m: 4:23.18 | 1:07.19 | 800m: 8:49.27 | 1:07.69 | 1200m: 13:25.50 | 1:09.54 | | |
| 14. | DENGIS Bastien | | 02 | Liege Mosan | | 17:05.60 | 612 | |
| | 100m: 1:04.20 | 1:04.20 | 500m: 5:36.22 | 1:08.60 | 900m: 10:14.30 | 1:09.45 | 1300m: 14:49.17 | 1:08.61 |
| | 200m: 2:11.22 | 1:07.02 | 600m: 6:45.22 | 1:09.00 | 1000m: 11:24.48 | 1:10.18 | 1400m: 15:58.33 | 1:09.16 |
| | 300m: 3:19.09 | 1:07.87 | 700m: 7:55.30 | 1:10.08 | 1100m: 12:34.25 | 1:09.77 | 1500m: 17:05.60 | 1:07.27 |
| | 400m: 4:27.62 | 1:08.53 | 800m: 9:04.85 | 1:09.55 | 1200m: 13:40.56 | 1:06.31 | | |
| 15. | GDANIEC Hubert | | 04 | Plymouth Leander SC | | 17:07.30 | 609 | |
| | 100m: 1:04.14 | 1:04.14 | 500m: 5:39.18 | 1:09.09 | 900m: 10:14.41 | 1:08.73 | 1300m: 14:51.24 | 1:09.75 |
| | 200m: 2:12.57 | 1:08.43 | 600m: 6:48.11 | 1:08.93 | 1000m: 11:23.42 | 1:09.01 | 1400m: 16:00.37 | 1:09.13 |
| | 300m: 3:21.36 | 1:08.79 | 700m: 7:56.74 | 1:08.63 | 1100m: 12:32.63 | 1:09.21 | 1500m: 17:07.30 | 1:06.93 |
| | 400m: 4:30.09 | 1:08.73 | 800m: 9:05.68 | 1:08.94 | 1200m: 13:41.49 | 1:08.86 | | |
| 16. | DANTHINE Zacharie | | 04 | Cercle Royal de Natation Arlonais | | 17:07.83 | 608 | |
| | 100m: 1:03.15 | 1:03.15 | 500m: 5:38.23 | 1:09.48 | 900m: 10:13.47 | 1:09.65 | 1300m: 14:50.77 | 1:09.53 |
| | 200m: 2:11.27 | 1:08.12 | 600m: 6:45.28 | 1:07.05 | 1000m: 11:23.63 | 1:10.16 | 1400m: 16:00.61 | 1:09.84 |
| | 300m: 3:19.82 | 1:08.55 | 700m: 7:54.51 | 1:09.23 | 1100m: 12:31.94 | 1:08.31 | 1500m: 17:07.83 | 1:07.22 |
| | 400m: 4:28.75 | 1:08.93 | 800m: 9:03.82 | 1:09.31 | 1200m: 13:41.24 | 1:09.30 | | |
| 17. | WERNER Nick | | 01 | SSG Saar Max Ritter | | 17:10.18 | 604 | |
| | 100m: 1:04.74 | 1:04.74 | 500m: 5:36.39 | 1:08.62 | 900m: 10:14.96 | 1:09.74 | 1300m: 14:53.27 | 1:09.38 |
| | 200m: 2:12.28 | 1:07.54 | 600m: 6:45.46 | 1:09.07 | 1000m: 11:24.53 | 1:09.57 | 1400m: 16:02.70 | 1:09.43 |
| | 300m: 3:19.86 | 1:07.58 | 700m: 7:55.37 | 1:09.91 | 1100m: 12:34.15 | 1:09.62 | 1500m: 17:10.18 | 1:07.48 |
| | 400m: 4:27.77 | 1:07.91 | 800m: 9:05.22 | 1:09.85 | 1200m: 13:43.89 | 1:09.74 | | |
| 18. | MASCARENHAS Henrique | | 01 | Plymouth Leander SC | | 17:17.44 | 591 | |
| | 100m: 1:02.61 | 1:02.61 | 500m: 5:40.04 | 1:09.95 | 900m: 10:18.63 | 1:09.80 | 1300m: 14:59.32 | 1:10.50 |
| | 200m: 2:11.18 | 1:08.57 | 600m: 6:49.59 | 1:09.55 | 1000m: 11:28.74 | 1:10.11 | 1400m: 16:09.54 | 1:10.22 |
| | 300m: 3:20.34 | 1:09.16 | 700m: 7:59.08 | 1:09.49 | 1100m: 12:38.65 | 1:09.91 | 1500m: 17:17.44 | 1:07.90 |
| | 400m: 4:30.09 | 1:09.75 | 800m: 9:08.83 | 1:09.75 | 1200m: 13:48.82 | 1:10.17 | | |





Fédération Luxembourgeoise
de Natation et de Sauvetage

LUXEMBOURG

LET'S MAKE IT HAPPEN

21st Luxembourg Euro Meet 2019
Luxembourg, 25th - 27th January 2019


Event 6, Men, 1500m Freestyle, Open

| Rank | | | YB | | | Time | | | Pts |
|------|--------------------------|---------|---------------|---------------------|-----------------|-----------------|-----------------|---------|-----|
| 19. | ADILGEREYEV Adil | | 02 | Dostyk Aktobe | | 17:36.36 | | | 560 |
| | 100m: 1:02.68 | 1:02.68 | 500m: 5:42.15 | 1:10.95 | 900m: 10:29.52 | 1:11.38 | 1300m: 15:15.38 | 1:11.40 | |
| | 200m: 2:11.31 | 1:08.63 | 600m: 6:54.04 | 1:11.89 | 1000m: 11:41.45 | 1:11.93 | 1400m: 16:26.76 | 1:11.38 | |
| | 300m: 3:20.89 | 1:09.58 | 700m: 8:05.50 | 1:11.46 | 1100m: 12:52.95 | 1:11.50 | 1500m: 17:36.36 | 1:09.60 | |
| | 400m: 4:31.20 | 1:10.31 | 800m: 9:18.14 | 1:12.64 | 1200m: 14:03.98 | 1:11.03 | | | |
| 20. | CAPEL Theo | | 04 | ASPTT Limoges | | 17:37.78 | | | 558 |
| | 100m: 1:04.72 | 1:04.72 | 500m: 5:46.65 | 1:11.02 | 900m: 10:32.56 | 1:12.17 | 1300m: 15:17.63 | 1:10.92 | |
| | 200m: 2:14.97 | 1:10.25 | 600m: 6:57.70 | 1:11.05 | 1000m: 11:44.41 | 1:11.85 | 1400m: 16:28.43 | 1:10.80 | |
| | 300m: 3:24.73 | 1:09.76 | 700m: 8:08.69 | 1:10.99 | 1100m: 12:55.07 | 1:10.66 | 1500m: 17:37.78 | 1:09.35 | |
| | 400m: 4:35.63 | 1:10.90 | 800m: 9:20.39 | 1:11.70 | 1200m: 14:06.71 | 1:11.64 | | | |
| 21. | SILVA SIEIRA Carlos | | 03 | Plymouth Leander SC | | 17:41.99 | | | 551 |
| | 100m: 1:04.78 | 1:04.78 | 500m: 5:47.20 | 1:11.16 | 900m: 10:32.73 | 1:11.44 | 1300m: 15:19.57 | 1:11.51 | |
| | 200m: 2:14.78 | 1:10.00 | 600m: 6:58.18 | 1:10.98 | 1000m: 11:43.98 | 1:11.25 | 1400m: 16:30.87 | 1:11.30 | |
| | 300m: 3:25.18 | 1:10.40 | 700m: 8:09.39 | 1:11.21 | 1100m: 12:55.65 | 1:11.67 | 1500m: 17:41.99 | 1:11.12 | |
| | 400m: 4:36.04 | 1:10.86 | 800m: 9:21.29 | 1:11.90 | 1200m: 14:08.06 | 1:12.41 | | | |
| 22. | LOMBARDO Maxime | | 03 | CD54 Natation | | 17:58.48 | | | 526 |
| | 100m: 1:03.02 | 1:03.02 | 500m: 5:48.56 | 1:12.08 | 900m: 10:42.63 | 1:12.95 | 1300m: 15:37.31 | 1:15.12 | |
| | 200m: 2:13.35 | 1:10.33 | 600m: 7:02.23 | 1:13.67 | 1000m: 11:56.11 | 1:13.48 | 1400m: 16:48.74 | 1:11.43 | |
| | 300m: 3:24.74 | 1:11.39 | 700m: 8:15.47 | 1:13.24 | 1100m: 13:08.37 | 1:12.26 | 1500m: 17:58.48 | 1:09.74 | |
| | 400m: 4:36.48 | 1:11.74 | 800m: 9:29.68 | 1:14.21 | 1200m: 14:22.19 | 1:13.82 | | | |
| DNS | DELLA COLETTA Alessandro | | 03 | Dimensione Nuoto | | | | | |
| DNS | ALESSANDRI Iacopo | | 02 | Dimensione Nuoto | | | | | |
| DNS | ASHLEY-SPARKS Freddie | | 02 | Plymouth Leander SC | | | | | |

Junior

| | | | | | | | | | |
|----|------------------|---------|---------------|----------------------------|-----------------|-----------------|-----------------|---------|-----|
| 1. | GIOVANNONI Ivan | | 02 | Tiro a Volo Nuoto | | 15:51.85 | | | 766 |
| | 100m: 59.88 | 59.88 | 500m: 5:13.94 | 1:03.57 | 900m: 9:30.26 | 1:04.44 | 1300m: 13:47.37 | 1:04.23 | |
| | 200m: 2:03.07 | 1:03.19 | 600m: 6:17.82 | 1:03.88 | 1000m: 10:34.79 | 1:04.53 | 1400m: 14:51.87 | 1:04.50 | |
| | 300m: 3:06.59 | 1:03.52 | 700m: 7:21.71 | 1:03.89 | 1100m: 11:38.99 | 1:04.20 | 1500m: 15:51.85 | 59.98 | |
| | 400m: 4:10.37 | 1:03.78 | 800m: 8:25.82 | 1:04.11 | 1200m: 12:43.14 | 1:04.15 | | | |
| 2. | LINDHOLM Oskar | | 01 | Denmark Junior | | 16:08.28 | | | 727 |
| | 100m: 59.52 | 59.52 | 500m: 5:15.81 | 1:04.25 | 900m: 9:35.83 | 1:05.44 | 1300m: 13:59.96 | 1:06.08 | |
| | 200m: 2:03.41 | 1:03.89 | 600m: 6:20.21 | 1:04.40 | 1000m: 10:41.79 | 1:05.96 | 1400m: 15:05.45 | 1:05.49 | |
| | 300m: 3:07.20 | 1:03.79 | 700m: 7:25.23 | 1:05.02 | 1100m: 11:47.83 | 1:06.04 | 1500m: 16:08.28 | 1:02.83 | |
| | 400m: 4:11.56 | 1:04.36 | 800m: 8:30.39 | 1:05.16 | 1200m: 12:53.88 | 1:06.05 | | | |
| 3. | BERINGUE Raphael | | 01 | CA Orsay | | 16:20.76 | | | 700 |
| | 100m: 1:00.27 | 1:00.27 | 500m: 5:19.24 | 1:04.72 | 900m: 9:42.70 | 1:05.85 | 1300m: 14:08.57 | 1:06.84 | |
| | 200m: 2:04.91 | 1:04.64 | 600m: 6:24.39 | 1:05.15 | 1000m: 10:49.43 | 1:06.73 | 1400m: 15:16.54 | 1:07.97 | |
| | 300m: 3:10.12 | 1:05.21 | 700m: 7:30.25 | 1:05.86 | 1100m: 11:55.54 | 1:06.11 | 1500m: 16:20.76 | 1:04.22 | |
| | 400m: 4:14.52 | 1:04.40 | 800m: 8:36.85 | 1:06.60 | 1200m: 13:01.73 | 1:06.19 | | | |
| 4. | KANTZENBACH Jon | | 02 | Hessischer Schwimm-Verband | | 16:21.60 | | | 698 |
| | 100m: 1:01.81 | 1:01.81 | 500m: 5:25.21 | 1:05.89 | 900m: 9:48.76 | 1:05.75 | 1300m: 14:11.65 | 1:05.90 | |
| | 200m: 2:07.74 | 1:05.93 | 600m: 6:31.22 | 1:06.01 | 1000m: 10:54.45 | 1:05.69 | 1400m: 15:17.60 | 1:05.95 | |
| | 300m: 3:13.30 | 1:05.56 | 700m: 7:37.17 | 1:05.95 | 1100m: 12:00.10 | 1:05.65 | 1500m: 16:21.60 | 1:04.00 | |
| | 400m: 4:19.32 | 1:06.02 | 800m: 8:43.01 | 1:05.84 | 1200m: 13:05.75 | 1:05.65 | | | |
| 5. | WILLIAMS Joshua | | 02 | Swim Wales | | 16:55.19 | | | 631 |
| | 100m: 1:02.11 | 1:02.11 | 500m: 5:29.48 | 1:06.30 | 900m: 9:57.72 | 1:08.45 | 1300m: 14:36.63 | 1:11.13 | |
| | 200m: 2:08.84 | 1:06.73 | 600m: 6:34.98 | 1:05.50 | 1000m: 11:06.79 | 1:09.07 | 1400m: 15:46.82 | 1:10.19 | |
| | 300m: 3:15.99 | 1:07.15 | 700m: 7:41.58 | 1:06.60 | 1100m: 12:15.96 | 1:09.17 | 1500m: 16:55.19 | 1:08.37 | |
| | 400m: 4:23.18 | 1:07.19 | 800m: 8:49.27 | 1:07.69 | 1200m: 13:25.50 | 1:09.54 | | | |





Fédération Luxembourgeoise
de Natation et de Sauvetage

LUXEMBOURG

LET'S MAKE IT HAPPEN

21st Luxembourg Euro Meet 2019
Luxembourg, 25th - 27th January 2019

Event 6, Boys, 1500m Freestyle, Junior

| Rank | | | YB | | | Time | | | Pts |
|------|------------------------------|---------|---------------|----------------------------|-----------------|-----------------|-----------------|---------|------------|
| 6. | DENGIS Bastien | | 02 | Liege Mosan | | 17:05.60 | | | 612 |
| | 100m: 1:04.20 | 1:04.20 | 500m: 5:36.22 | 1:08.60 | 900m: 10:14.30 | 1:09.45 | 1300m: 14:49.17 | 1:08.61 | |
| | 200m: 2:11.22 | 1:07.02 | 600m: 6:45.22 | 1:09.00 | 1000m: 11:24.48 | 1:10.18 | 1400m: 15:58.33 | 1:09.16 | |
| | 300m: 3:19.09 | 1:07.87 | 700m: 7:55.30 | 1:10.08 | 1100m: 12:34.25 | 1:09.77 | 1500m: 17:05.60 | 1:07.27 | |
| | 400m: 4:27.62 | 1:08.53 | 800m: 9:04.85 | 1:09.55 | 1200m: 13:40.56 | 1:06.31 | | | |
| 7. | WERNER Nick | | 01 | SSG Saar Max Ritter | | 17:10.18 | | | 604 |
| | 100m: 1:04.74 | 1:04.74 | 500m: 5:36.39 | 1:08.62 | 900m: 10:14.96 | 1:09.74 | 1300m: 14:53.27 | 1:09.38 | |
| | 200m: 2:12.28 | 1:07.54 | 600m: 6:45.46 | 1:09.07 | 1000m: 11:24.53 | 1:09.57 | 1400m: 16:02.70 | 1:09.43 | |
| | 300m: 3:19.86 | 1:07.58 | 700m: 7:55.37 | 1:09.91 | 1100m: 12:34.15 | 1:09.62 | 1500m: 17:10.18 | 1:07.48 | |
| | 400m: 4:27.77 | 1:07.91 | 800m: 9:05.22 | 1:09.85 | 1200m: 13:43.89 | 1:09.74 | | | |
| 8. | MASCARENHAS Henrique | | 01 | Plymouth Leander SC | | 17:17.44 | | | 591 |
| | 100m: 1:02.61 | 1:02.61 | 500m: 5:40.04 | 1:09.95 | 900m: 10:18.63 | 1:09.80 | 1300m: 14:59.32 | 1:10.50 | |
| | 200m: 2:11.18 | 1:08.57 | 600m: 6:49.59 | 1:09.55 | 1000m: 11:28.74 | 1:10.11 | 1400m: 16:09.54 | 1:10.22 | |
| | 300m: 3:20.34 | 1:09.16 | 700m: 7:59.08 | 1:09.49 | 1100m: 12:38.65 | 1:09.91 | 1500m: 17:17.44 | 1:07.90 | |
| | 400m: 4:30.09 | 1:09.75 | 800m: 9:08.83 | 1:09.75 | 1200m: 13:48.82 | 1:10.17 | | | |
| 9. | ADILGEREYEV Adil | | 02 | Dostyk Aktobe | | 17:36.36 | | | 560 |
| | 100m: 1:02.68 | 1:02.68 | 500m: 5:42.15 | 1:10.95 | 900m: 10:29.52 | 1:11.38 | 1300m: 15:15.38 | 1:11.40 | |
| | 200m: 2:11.31 | 1:08.63 | 600m: 6:54.04 | 1:11.89 | 1000m: 11:41.45 | 1:11.93 | 1400m: 16:26.76 | 1:11.38 | |
| | 300m: 3:20.89 | 1:09.58 | 700m: 8:05.50 | 1:11.46 | 1100m: 12:52.95 | 1:11.50 | 1500m: 17:36.36 | 1:09.60 | |
| | 400m: 4:31.20 | 1:10.31 | 800m: 9:18.14 | 1:12.64 | 1200m: 14:03.98 | 1:11.03 | | | |
| DNS | ALESSANDRI Iacopo | | 02 | Dimensione Nuoto | | | | | |
| DNS | ASHLEY-SPARKS Freddie | | 02 | Plymouth Leander SC | | | | | |

Youth

| | | | | | | | | | |
|----|--------------------------|---------|---------------|--|-----------------|-----------------|-----------------|---------|------------|
| 1. | BETH Silas | | 03 | SG Bad Schwartau | | 15:54.06 | | | 760 |
| | 100m: 58.74 | 58.74 | 500m: 5:13.57 | 1:04.46 | 900m: 9:32.23 | 1:04.18 | 1300m: 13:50.35 | 1:04.40 | |
| | 200m: 2:01.66 | 1:02.92 | 600m: 6:18.43 | 1:04.86 | 1000m: 10:36.80 | 1:04.57 | 1400m: 14:54.22 | 1:03.87 | |
| | 300m: 3:05.09 | 1:03.43 | 700m: 7:23.41 | 1:04.98 | 1100m: 11:41.22 | 1:04.42 | 1500m: 15:54.06 | 59.84 | |
| | 400m: 4:09.11 | 1:04.02 | 800m: 8:28.05 | 1:04.64 | 1200m: 12:45.95 | 1:04.73 | | | |
| 2. | SUMIN Ivan | | 03 | Youth of Moscow | | 16:44.10 | | | 652 |
| | 100m: 1:01.84 | 1:01.84 | 500m: 5:28.39 | 1:07.64 | 900m: 9:58.85 | 1:07.38 | 1300m: 14:29.95 | 1:08.12 | |
| | 200m: 2:07.33 | 1:05.49 | 600m: 6:35.88 | 1:07.49 | 1000m: 11:06.40 | 1:07.55 | 1400m: 15:37.80 | 1:07.85 | |
| | 300m: 3:13.54 | 1:06.21 | 700m: 7:43.89 | 1:08.01 | 1100m: 12:14.05 | 1:07.65 | 1500m: 16:44.10 | 1:06.30 | |
| | 400m: 4:20.75 | 1:07.21 | 800m: 8:51.47 | 1:07.58 | 1200m: 13:21.83 | 1:07.78 | | | |
| 3. | GDANIEC Hubert | | 04 | Plymouth Leander SC | | 17:07.30 | | | 609 |
| | 100m: 1:04.14 | 1:04.14 | 500m: 5:39.18 | 1:09.09 | 900m: 10:14.41 | 1:08.73 | 1300m: 14:51.24 | 1:09.75 | |
| | 200m: 2:12.57 | 1:08.43 | 600m: 6:48.11 | 1:08.93 | 1000m: 11:23.42 | 1:09.01 | 1400m: 16:00.37 | 1:09.13 | |
| | 300m: 3:21.36 | 1:08.79 | 700m: 7:56.74 | 1:08.63 | 1100m: 12:32.63 | 1:09.21 | 1500m: 17:07.30 | 1:06.93 | |
| | 400m: 4:30.09 | 1:08.73 | 800m: 9:05.68 | 1:08.94 | 1200m: 13:41.49 | 1:08.86 | | | |
| 4. | DANTHINE Zacharie | | 04 | Cercle Royal de Natation Arlonais | | 17:07.83 | | | 608 |
| | 100m: 1:03.15 | 1:03.15 | 500m: 5:38.23 | 1:09.48 | 900m: 10:13.47 | 1:09.65 | 1300m: 14:50.77 | 1:09.53 | |
| | 200m: 2:11.27 | 1:08.12 | 600m: 6:45.28 | 1:07.05 | 1000m: 11:23.63 | 1:10.16 | 1400m: 16:00.61 | 1:09.84 | |
| | 300m: 3:19.82 | 1:08.55 | 700m: 7:54.51 | 1:09.23 | 1100m: 12:31.94 | 1:08.31 | 1500m: 17:07.83 | 1:07.22 | |
| | 400m: 4:28.75 | 1:08.93 | 800m: 9:03.82 | 1:09.31 | 1200m: 13:41.24 | 1:09.30 | | | |
| 5. | CAPEL Theo | | 04 | ASPTT Limoges | | 17:37.78 | | | 558 |
| | 100m: 1:04.72 | 1:04.72 | 500m: 5:46.65 | 1:11.02 | 900m: 10:32.56 | 1:12.17 | 1300m: 15:17.63 | 1:10.92 | |
| | 200m: 2:14.97 | 1:10.25 | 600m: 6:57.70 | 1:11.05 | 1000m: 11:44.41 | 1:11.85 | 1400m: 16:28.43 | 1:10.80 | |
| | 300m: 3:24.73 | 1:09.76 | 700m: 8:08.69 | 1:10.99 | 1100m: 12:55.07 | 1:10.66 | 1500m: 17:37.78 | 1:09.35 | |
| | 400m: 4:35.63 | 1:10.90 | 800m: 9:20.39 | 1:11.70 | 1200m: 14:06.71 | 1:11.64 | | | |





Fédération Luxembourgeoise
de Natation et de Sauvetage

LUXEMBOURG

LET'S MAKE IT HAPPEN

21st Luxembourg Euro Meet 2019
Luxembourg, 25th - 27th January 2019

Event 6, Boys, 1500m Freestyle, Youth

| Rank | | | YB | | | Time | Pts | | | | | |
|------|--------------------------|---------|---------|---------------------|---------|-----------------|--------|----------|---------|--------|----------|---------|
| 6. | SILVA SIEIRA Carlos | | 03 | Plymouth Leander SC | | 17:41.99 | 551 | | | | | |
| | 100m: | 1:04.78 | 1:04.78 | 500m: | 5:47.20 | 1:11.16 | 900m: | 10:32.73 | 1:11.44 | 1300m: | 15:19.57 | 1:11.51 |
| | 200m: | 2:14.78 | 1:10.00 | 600m: | 6:58.18 | 1:10.98 | 1000m: | 11:43.98 | 1:11.25 | 1400m: | 16:30.87 | 1:11.30 |
| | 300m: | 3:25.18 | 1:10.40 | 700m: | 8:09.39 | 1:11.21 | 1100m: | 12:55.65 | 1:11.67 | 1500m: | 17:41.99 | 1:11.12 |
| | 400m: | 4:36.04 | 1:10.86 | 800m: | 9:21.29 | 1:11.90 | 1200m: | 14:08.06 | 1:12.41 | | | |
| 7. | LOMBARDO Maxime | | 03 | CD54 Natation | | 17:58.48 | 526 | | | | | |
| | 100m: | 1:03.02 | 1:03.02 | 500m: | 5:48.56 | 1:12.08 | 900m: | 10:42.63 | 1:12.95 | 1300m: | 15:37.31 | 1:15.12 |
| | 200m: | 2:13.35 | 1:10.33 | 600m: | 7:02.23 | 1:13.67 | 1000m: | 11:56.11 | 1:13.48 | 1400m: | 16:48.74 | 1:11.43 |
| | 300m: | 3:24.74 | 1:11.39 | 700m: | 8:15.47 | 1:13.24 | 1100m: | 13:08.37 | 1:12.26 | 1500m: | 17:58.48 | 1:09.74 |
| | 400m: | 4:36.48 | 1:11.74 | 800m: | 9:29.68 | 1:14.21 | 1200m: | 14:22.19 | 1:13.82 | | | |
| DNS | DELLA COLETTA Alessandro | | 03 | Dimensione Nuoto | | | | | | | | |





Fédération Luxembourgeoise
de Natation et de Sauvetage

LUXEMBOURG

LET'S MAKE IT HAPPEN

21st Luxembourg Euro Meet 2019
Luxembourg, 25th - 27th January 2019

Event 7 Women, 100m Backstroke 2005 and older
25.01.2019 - 11:40 sponsored by: LEN Results Prelim

| | | | | | |
|-----------------|---------|------------------|-----|--------------|------------|
| Meet Record | 1:00.00 | HOSSZU Katinka | HUN | Luxembourg | 30.01.2016 |
| World Record | 58.00 | BAKER Kathleen S | USA | Irvine (USA) | 28.07.2018 |
| European Record | 58.12 | SPOFFORTH Gemma | GBR | Rome (ITA) | 28.07.2009 |

Open 18 +: 1:08.30 / Junior 16 - 17: 1:12.25 / Youth 14 - 15: 1:14.60

Points: FINA 2018

| Rank | YB | | Time | Pts | 50m | 100m |
|------|----|--------------------------------|----------------|-------|-------|---------|
| Open | | | | | | |
| 1. | 91 | Slavie Chomutov | 1:00.92 | 867 A | 29.42 | 1:00.92 |
| 2. | 90 | Energy Standard | 1:01.55 | 841 A | 29.90 | 1:01.55 |
| 3. | 93 | Energy Standard | 1:02.31 | 810 A | 29.85 | 1:02.31 |
| 4. | 89 | Iron Swim | 1:02.54 | 801 A | 30.72 | 1:02.54 |
| 5. | 95 | Schwimmclub Uster Wallisellen | 1:02.58 | 800 A | 29.87 | 1:02.58 |
| 6. | 95 | Italian Swimming Federation | 1:02.78 | 792 A | 30.33 | 1:02.78 |
| 7. | 86 | Hessischer Schwimm-Verband | 1:03.53 | 764 A | 30.89 | 1:03.53 |
| 8. | 89 | Schwimmclub Uster Wallisellen | 1:03.55 | 764 A | 30.67 | 1:03.55 |
| 9. | 99 | AT Graz | 1:03.66 | 760 A | 30.90 | 1:03.66 |
| 10. | 01 | Team Insubrika | 1:05.11 | 710 A | 31.92 | 1:05.11 |
| 11. | 04 | Dresdner SC 1898 e.V. | 1:05.28 | 704 B | 31.43 | 1:05.28 |
| 12. | 03 | Team West | 1:05.43 | 700 B | 31.42 | 1:05.43 |
| 13. | 00 | Tiro a Volo Nuoto | 1:05.70 | 691 B | 32.26 | 1:05.70 |
| 14. | 02 | Denmark Junior | 1:05.99 | 682 B | 31.51 | 1:05.99 |
| 15. | 02 | Team Insubrika | 1:06.19 | 676 B | 32.20 | 1:06.19 |
| 16. | 03 | Plymouth Leander SC | 1:06.29 | 673 B | 32.17 | 1:06.29 |
| 17. | 02 | Denmark Junior | 1:06.76 | 659 B | 32.13 | 1:06.76 |
| 18. | 02 | KNZB-OC | 1:06.87 | 655 B | 32.48 | 1:06.87 |
| 19. | 89 | Team Hungary | 1:06.88 | 655 B | 32.43 | 1:06.88 |
| 20. | 03 | VFL Sindelfingen | 1:06.95 | 653 B | 32.67 | 1:06.95 |
| 21. | 98 | SC Wiesbaden 1911 | 1:07.00 | 652 R | 32.68 | 1:07.00 |
| 22. | 04 | Swim Wales | 1:07.05 | 650 R | 32.22 | 1:07.05 |
| 23. | 03 | Swim England East Midlands | 1:07.20 | 646 R | 32.49 | 1:07.20 |
| 24. | 00 | Glenmark Aquatic Foundation | 1:08.07 | 621 R | 32.49 | 1:08.07 |
| 25. | 03 | Hessischer Schwimm-Verband | 1:08.08 | 621 | 32.96 | 1:08.08 |
| 26. | 04 | SSG Saar Max Ritter | 1:08.48 | 610 | 33.32 | 1:08.48 |
| 27. | 02 | Denmark Junior | 1:08.68 | 605 | 34.03 | 1:08.68 |
| 28. | 03 | Swim Wales | 1:08.80 | 602 | 32.96 | 1:08.80 |
| 29. | 01 | Team West | 1:09.00 | 597 * | 32.71 | 1:09.00 |
| 30. | 01 | SSG Pforzheim | 1:09.14 | 593 * | 33.07 | 1:09.14 |
| 31. | 01 | Swim Wales | 1:09.15 | 593 * | 32.82 | 1:09.15 |
| 32. | 02 | FFN Ouest | 1:09.24 | 590 | 33.41 | 1:09.24 |
| 33. | 03 | Swim Team Lucerne | 1:09.31 | 589 | 34.37 | 1:09.31 |
| 34. | 02 | FFN Ouest | 1:09.32 | 588 | 33.01 | 1:09.32 |
| 35. | 03 | TSG Backnang | 1:09.34 | 588 | 33.18 | 1:09.34 |
| 36. | 03 | Canards La Rochelle | 1:09.37 | 587 | 33.34 | 1:09.37 |
| 37. | 02 | KNZB-OC | 1:09.76 | 577 | 33.74 | 1:09.76 |
| 38. | 02 | SPN Poitiers | 1:10.02 | 571 | 33.65 | 1:10.02 |
| 39. | 01 | Cercle de Natation Dudelange | 1:10.42 | 561 * | 33.49 | 1:10.42 |
| 40. | 02 | CD54 Natation | 1:10.96 | 548 | 34.11 | 1:10.96 |
| 41. | 02 | Aalborg Svoemmeklub | 1:11.04 | 547 | 34.11 | 1:11.04 |
| 42. | 01 | SSG Saar Max Ritter | 1:11.06 | 546 * | 34.71 | 1:11.06 |
| 43. | 03 | VFL Gladbeck 1921 | 1:11.09 | 545 | 34.21 | 1:11.09 |
| 44. | 03 | Polisportiva Comunale Riccione | 1:11.10 | 545 | 34.76 | 1:11.10 |





Fédération Luxembourgeoise
de Natation et de Sauvetage

LUXEMBOURG

LET'S MAKE IT HAPPEN

21st Luxembourg Euro Meet 2019
Luxembourg, 25th - 27th January 2019

Event 7, Women, 100m Backstroke, Prelim, Open

| Rank | YB | | Time | Pts | 50m | 100m | |
|------|----------------------------------|----------|--|----------------------------------|--------------|----------------|--------------------|
| 45. | BLACK Rachael | 01 | Cercle de Natation Dudelange | 1:11.12 | 545 * | 34.00 | 1:11.12 |
| 46. | SHELTON Amy | 04 | Swim Wales | 1:11.46 | 537 | 33.91 | 1:11.46 |
| 47. | SCHMITZ Svea Bo | 04 | SC Wiesbaden 1911 | 1:11.65 | 533 | 33.98 | 1:11.65 |
| 48. | WAUTERS Laura | 03 | Flanders | 1:11.91 | 527 | 34.25 | 1:11.91 |
| 49. | SANTUARI Camilla | 03 | AS Merano | 1:11.95 | 526 | 34.99 | 1:11.95 |
| 50. | FORSON Kaya | 02 | Ghana Swimming | 1:11.98 | 525 | 34.74 | 1:11.98 |
| 51. | HEEREN Fabienne | 00 | Hannoverscher SV 1892 | 1:12.36 | 517 * | 34.54 | 1:12.36 |
| 52. | GARSUCH Marlin | 04 | SC Neustadt/Weinstr. | 1:12.69 | 510 | 33.77 | 1:12.69 |
| 53. | PREHN Isabella | 02 | SC Wiesbaden 1911 | 1:12.85 | 507 * | 35.47 | 1:12.85 |
| 54. | WIRTH Mandy | 00 | Schwammclub Deifferdang | 1:13.01 | 503 * | 34.81 | 1:13.01 |
| 55. | OLESEN Ida | 03 | Aalborg Svoemmeklub | 1:13.22 | 499 * | 34.75 | 1:13.22 |
| 56. | SOULARD Louann | 03 | FFN Ouest | 1:13.24 | 499 * | 35.50 | 1:13.24 |
| 57. | ABBACI Sara | 04 | CD54 Natation | 1:13.30 | 497 | 35.13 | 1:13.30 |
| 58. | VON DEN DRIESCH Jana LEU Lena | 04 02 | SSG Saar Max Ritter Swim Team Lucerne | 1:13.93 1:13.93 | 485 485 * | 36.36 35.64 | 1:13.93 1:13.93 |
| 60. | BROICH Louisa Marie | 03 | Postsportverein Trier | 1:14.62 | 472 * | 35.31 | 1:14.62 |
| 61. | MOELLER Marie-Louise | 03 | VFL Gladbeck 1921 | 1:15.29 | 459 * | 36.43 | 1:15.29 |
| 62. | LOVELL Madison | 04 | Swim Wales | 1:15.54 | 454 * | 36.67 | 1:15.54 |
| 63. | SCHULGIN Nicole | 04 | SC Neustadt/Weinstr. | 1:15.94 | 447 * | 36.84 | 1:15.94 |
| 64. | NAEF Tamara | 04 | Swim Team Lucerne | 1:15.96 | 447 * | 36.78 | 1:15.96 |
| 65. | MAESTRI Eliana | 03 | AS Merano | 1:16.04 | 446 * | 36.64 | 1:16.04 |
| 66. | ESTEVE Charlotte | 04 | CD54 Natation | 1:16.60 | 436 * | 36.10 | 1:16.60 |
| 67. | HEEREN Charline | 02 | Hannoverscher SV 1892 | 1:17.52 | 421 * | 37.53 | 1:17.52 |
| DSQ | RICCI Giorgia Michela | 02 | Swimming Luxembourg | | | | |


D4 - swimmer's head did not break the surface at or before the 15 m mark after start / turn (SW 6.4) (Time: 11:53)

| | | | |
|-----|--------------------|----|----------------------------|
| DNS | PARUSCIO Letizia | 96 | C.C. Aniene |
| DNS | PAPE Marlene | 03 | 1. Paderborner SV |
| DNS | WILLE Sina | 03 | 1. Paderborner SV |
| DNS | NOSTER Maya | 05 | 1. Paderborner SV |
| DNS | KEBRLE Lea | 02 | SG Bayer |
| DNS | SCHNEIDER Malaika | 03 | Hamburger SC |
| WDR | PIERRON Marie | 01 | CD54 Natation |
| WDR | HIRSCHBERG Marlene | 01 | Hessischer Schwimm-Verband |

Junior

| | | | | | | | |
|-----|-------------------------|----|----------------------------|----------------|-------|-------|---------|
| 1. | FORSS Trine | 03 | Team West | 1:05.43 | 700 B | 31.42 | 1:05.43 |
| 2. | SOERENSEN Karoline | 02 | Denmark Junior | 1:05.99 | 682 B | 31.51 | 1:05.99 |
| 3. | ASPRISSI Karen | 02 | Team Insubrika | 1:06.19 | 676 B | 32.20 | 1:06.19 |
| 4. | OSRIN Honey | 03 | Plymouth Leander SC | 1:06.29 | 673 B | 32.17 | 1:06.29 |
| 5. | PALMUND Liva | 02 | Denmark Junior | 1:06.76 | 659 B | 32.13 | 1:06.76 |
| 6. | TANIS Elise | 02 | KNZB-OC | 1:06.87 | 655 B | 32.48 | 1:06.87 |
| 7. | HUBER Annika | 03 | VFL Sindelfingen | 1:06.95 | 653 B | 32.67 | 1:06.95 |
| 8. | SLEVIN Mia | 03 | Swim England East Midlands | 1:07.20 | 646 R | 32.49 | 1:07.20 |
| 9. | WIECZOREK Rieke | 03 | Hessischer Schwimm-Verband | 1:08.08 | 621 | 32.96 | 1:08.08 |
| 10. | PALLESEN Victoria Haahr | 02 | Denmark Junior | 1:08.68 | 605 | 34.03 | 1:08.68 |
| 11. | MAJOR Scarlet | 03 | Swim Wales | 1:08.80 | 602 | 32.96 | 1:08.80 |
| 12. | ORMIERES Sephora | 02 | FFN Ouest | 1:09.24 | 590 | 33.41 | 1:09.24 |
| 13. | BURRI Valentina | 03 | Swim Team Lucerne | 1:09.31 | 589 | 34.37 | 1:09.31 |
| 14. | TREGOAT Angeline | 02 | FFN Ouest | 1:09.32 | 588 | 33.01 | 1:09.32 |
| 15. | SCHMIEDEFELD Emma | 03 | TSG Backnang | 1:09.34 | 588 | 33.18 | 1:09.34 |
| 16. | CLERC Enola | 03 | Canards La Rochelle | 1:09.37 | 587 | 33.34 | 1:09.37 |





Fédération Luxembourgeoise
de Natation et de Sauvetage

LUXEMBOURG

LET'S MAKE IT HAPPEN

21st Luxembourg Euro Meet 2019
Luxembourg, 25th - 27th January 2019

Event 7, Women, 100m Backstroke, Prelim, Junior

| Rank | YB | | Time | Pts | 50m | 100m |
|------|----|--------------------------------|----------------|-------|-------|---------|
| 17. | 02 | KNZB-OC | 1:09.76 | 577 | 33.74 | 1:09.76 |
| 18. | 02 | SPN Poitiers | 1:10.02 | 571 | 33.65 | 1:10.02 |
| 19. | 02 | CD54 Natation | 1:10.96 | 548 | 34.11 | 1:10.96 |
| 20. | 02 | Aalborg Svoemmeklub | 1:11.04 | 547 | 34.11 | 1:11.04 |
| 21. | 03 | VFL Gladbeck 1921 | 1:11.09 | 545 | 34.21 | 1:11.09 |
| 22. | 03 | Polisportiva Comunale Riccione | 1:11.10 | 545 | 34.76 | 1:11.10 |
| 23. | 03 | Flanders | 1:11.91 | 527 | 34.25 | 1:11.91 |
| 24. | 03 | AS Merano | 1:11.95 | 526 | 34.99 | 1:11.95 |
| 25. | 02 | Ghana Swimming | 1:11.98 | 525 | 34.74 | 1:11.98 |
| 26. | 02 | SC Wiesbaden 1911 | 1:12.85 | 507 * | 35.47 | 1:12.85 |
| 27. | 03 | Aalborg Svoemmeklub | 1:13.22 | 499 * | 34.75 | 1:13.22 |
| 28. | 03 | FFN Ouest | 1:13.24 | 499 * | 35.50 | 1:13.24 |
| 29. | 02 | Swim Team Lucerne | 1:13.93 | 485 * | 35.64 | 1:13.93 |
| 30. | 03 | Postsportverein Trier | 1:14.62 | 472 * | 35.31 | 1:14.62 |
| 31. | 03 | VFL Gladbeck 1921 | 1:15.29 | 459 * | 36.43 | 1:15.29 |
| 32. | 03 | AS Merano | 1:16.04 | 446 * | 36.64 | 1:16.04 |
| 33. | 02 | Hannoverscher SV 1892 | 1:17.52 | 421 * | 37.53 | 1:17.52 |
| DSQ | 02 | Swimming Luxembourg | | | | |


D4 - swimmer's head did not break the surface at or before the 15 m mark after start / turn (SW 6.4) (Time: 11:53)

| | | | | | | |
|-----|----|-------------------|--|--|--|--|
| DNS | 03 | 1. Paderborner SV | | | | |
| DNS | 03 | 1. Paderborner SV | | | | |
| DNS | 02 | SG Bayer | | | | |
| DNS | 03 | Hamburger SC | | | | |

Youth

| | | | | | | |
|-----|----|-----------------------|----------------|-------|-------|---------|
| 1. | 04 | Dresdner SC 1898 e.V. | 1:05.28 | 704 B | 31.43 | 1:05.28 |
| 2. | 04 | Swim Wales | 1:07.05 | 650 R | 32.22 | 1:07.05 |
| 3. | 04 | SSG Saar Max Ritter | 1:08.48 | 610 | 33.32 | 1:08.48 |
| 4. | 04 | Swim Wales | 1:11.46 | 537 | 33.91 | 1:11.46 |
| 5. | 04 | SC Wiesbaden 1911 | 1:11.65 | 533 | 33.98 | 1:11.65 |
| 6. | 04 | SC Neustadt/Weinstr. | 1:12.69 | 510 | 33.77 | 1:12.69 |
| 7. | 04 | CD54 Natation | 1:13.30 | 497 | 35.13 | 1:13.30 |
| 8. | 04 | SSG Saar Max Ritter | 1:13.93 | 485 | 36.36 | 1:13.93 |
| 9. | 04 | Swim Wales | 1:15.54 | 454 * | 36.67 | 1:15.54 |
| 10. | 04 | SC Neustadt/Weinstr. | 1:15.94 | 447 * | 36.84 | 1:15.94 |
| 11. | 04 | Swim Team Lucerne | 1:15.96 | 447 * | 36.78 | 1:15.96 |
| 12. | 04 | CD54 Natation | 1:16.60 | 436 * | 36.10 | 1:16.60 |
| DNS | 05 | 1. Paderborner SV | | | | |





Fédération Luxembourgeoise
de Natation et de Sauvetage

LUXEMBOURG

LET'S MAKE IT HAPPEN

21st Luxembourg Euro Meet 2019
Luxembourg, 25th - 27th January 2019

Event 8 Men, 100m Backstroke 2004 and older
25.01.2019 - 11:48 sponsored by: LEN Results Prelim

| | | | | | |
|-----------------|-------|--------------------|-----|----------------|------------|
| Meet Record | 54.00 | CHRISTOU Apostolos | GRE | Luxembourg | 28.01.2017 |
| World Record | 51.85 | MURPHY Ryan | USA | Rio (BRA) | 13.08.2016 |
| European Record | 52.11 | LACOURT Camille | FRA | Budapest (HUN) | 10.08.2010 |

Open 19 +: 1:01.60 / Junior 17 - 18: 1:05.20 / Youth 15 - 16: 1:07.30

Points: FINA 2018

| Rank | YB | | Time | Pts | 50m | 100m |
|------|----|---------------------------------------|----------------|-------|-------|---------|
| Open | | | | | | |
| 1. | 00 | Moscow Club | 54.96 | 839 A | 26.52 | 54.96 |
| 2. | 97 | Romania | 56.91 | 756 A | 28.10 | 56.91 |
| 3. | 97 | Fed. Luxembourgeoise de Natation | 57.18 | 745 A | 27.94 | 57.18 |
| 4. | 92 | Fed. Luxembourgeoise de Natation | 57.74 | 724 A | 27.83 | 57.74 |
| 5. | 98 | Ass. Amici Del Nuoto Vigili Del Fuoco | 58.04 | 712 A | 28.43 | 58.04 |
| 6. | 97 | Vikings de Rouen | 58.14 | 709 A | 28.13 | 58.14 |
| 7. | 95 | Farum | 58.34 | 702 A | 28.13 | 58.34 |
| 8. | 91 | Italian Swimming Federation | 58.43 | 698 A | 27.98 | 58.43 |
| 9. | 97 | SC Wiesbaden 1911 | 58.66 | 690 A | 28.65 | 58.66 |
| 10. | 94 | Iron Swim | 58.79 | 686 A | 28.02 | 58.79 |
| 11. | 90 | Hessischer Schwimm-Verband | 58.89 | 682 B | 28.75 | 58.89 |
| 12. | 94 | Russia Ugra | 58.90 | 682 B | 28.54 | 58.90 |
| 13. | 94 | Farum | 58.93 | 681 B | 28.04 | 58.93 |
| 14. | 02 | Denmark Junior | 59.24 | 670 B | 28.56 | 59.24 |
| 15. | 00 | SG Essen | 59.38 | 665 B | 28.72 | 59.38 |
| 16. | 95 | Iron Swim | 59.62 | 657 B | 28.16 | 59.62 |
| 17. | 01 | Denmark Junior | 59.68 | 655 B | 29.23 | 59.68 |
| 18. | 00 | SG Poseidon Eppenheim | 59.82 | 651 B | 28.98 | 59.82 |
| 19. | 88 | Team Hungary | 59.92 | 647 B | 29.59 | 59.92 |
| 20. | 01 | FFN Ouest | 1:00.01 | 645 B | 29.29 | 1:00.01 |
| 21. | 97 | Ukrainian Swimming Federation | 1:00.02 | 644 R | 28.46 | 1:00.02 |
| 22. | 99 | ASPTT Limoges | 1:00.03 | 644 R | 28.81 | 1:00.03 |
| 23. | 02 | Plymouth Leander SC | 1:00.36 | 633 R | 29.04 | 1:00.36 |
| 24. | 01 | Denmark Junior | 1:00.37 | 633 R | 29.51 | 1:00.37 |
| 25. | 02 | Denmark Junior | 1:00.40 | 632 | 29.67 | 1:00.40 |
| 26. | 02 | Polisportiva Comunale Riccione | 1:00.42 | 631 | 28.66 | 1:00.42 |
| 27. | 01 | Fed. Luxembourgeoise de Natation | 1:00.47 | 630 | 28.80 | 1:00.47 |
| 28. | 00 | Nova Centurion SC | 1:00.50 | 629 | 29.46 | 1:00.50 |
| 29. | 02 | Flanders | 1:00.62 | 625 | 29.67 | 1:00.62 |
| 30. | 99 | SG Bayer | 1:00.97 | 615 | 29.27 | 1:00.97 |
| 31. | 01 | Swim England East Midlands | 1:00.98 | 614 | 29.33 | 1:00.98 |
| 32. | 00 | Team West | 1:01.51 | 598 | 30.11 | 1:01.51 |
| 33. | 03 | Collectif Nouvelle-Aquitaine | 1:01.89 | 588 | 30.15 | 1:01.89 |
| 34. | 98 | Vikings de Rouen | 1:01.90 | 587 * | 29.11 | 1:01.90 |
| 35. | 02 | Dresdner SC 1898 e.V. | 1:01.91 | 587 | 28.81 | 1:01.91 |
| 36. | 03 | TV Gut Heil Billstedt | 1:02.28 | 577 | 29.43 | 1:02.28 |
| 37. | 02 | SV Nikar Heidelberg | 1:02.31 | 576 | 29.92 | 1:02.31 |
| 38. | 02 | Swim Wales | 1:02.42 | 573 | 29.58 | 1:02.42 |
| 39. | 98 | SC Wiesbaden 1911 | 1:02.44 | 572 * | 30.23 | 1:02.44 |
| 40. | 03 | Lutsk | 1:02.52 | 570 | 29.88 | 1:02.52 |
| 41. | 96 | Schwimmclub Uster Wallisellen | 1:02.63 | 567 * | 29.86 | 1:02.63 |
| 42. | 01 | ATUS Knittelfeld | 1:02.92 | 559 | 30.34 | 1:02.92 |
| 43. | 02 | CD54 Natation | 1:03.74 | 538 | 30.90 | 1:03.74 |
| 44. | 03 | CD54 Natation | 1:03.85 | 535 | 30.99 | 1:03.85 |





Fédération Luxembourgeoise
de Natation et de Sauvetage

LUXEMBOURG

LET'S MAKE IT HAPPEN

21st Luxembourg Euro Meet 2019
Luxembourg, 25th - 27th January 2019


Event 8, Men, 100m Backstroke, Prelim, Open

| Rank | YB | | Time | Pts | 50m | 100m | |
|------|---------------------------|----|----------------------------------|----------------|-------|-------|---------|
| 45. | FEN German | 02 | Ukrainian Swimming Federation | 1:04.06 | 530 | 30.53 | 1:04.06 |
| 46. | VASSILYEV Kirill | 03 | Dostyk Aktobe | 1:04.26 | 525 | 31.18 | 1:04.26 |
| 47. | ANDERSEN Christoffer H. | 02 | Denmark Junior | 1:04.40 | 521 | 30.83 | 1:04.40 |
| 48. | SAVVA Theo | 02 | Swim Wales | 1:04.63 | 516 | 30.65 | 1:04.63 |
| 49. | PLOWMAN Archie | 01 | Swim England East Midlands | 1:04.71 | 514 | 31.12 | 1:04.71 |
| 50. | VAN DEN BOSSCHE Yann | 01 | Fed. Luxembourgeoise de Natation | 1:05.37 | 499 * | 31.79 | 1:05.37 |
| 51. | PAKER Batuhan | 02 | Plymouth Leander SC | 1:05.62 | 493 * | 31.47 | 1:05.62 |
| 52. | FERREIRA DO COUTO Goncalo | 04 | Cercle des Nageurs de Sion | 1:05.93 | 486 | 31.35 | 1:05.93 |
| 53. | THUERING Till | 97 | SC Wiesbaden 1911 | 1:05.97 | 485 * | 31.13 | 1:05.97 |
| 54. | KRUEGER Nicolas | 03 | SC Wiesbaden 1911 | 1:06.11 | 482 | 31.88 | 1:06.11 |
| 55. | RUBASHNYY Alexander | 01 | Youth of Moscow | 1:06.60 | 471 * | 31.68 | 1:06.60 |
| 56. | GRIFFITHS Alex | 03 | Swim Wales | 1:06.66 | 470 | 31.25 | 1:06.66 |
| 57. | SNIEDZE Ricards Janis | 03 | BJSS Ridzene DSN | 1:06.98 | 463 | 31.66 | 1:06.98 |
| 58. | MARCHER Lucas | 02 | Club Nautique du Val de Fensch | 1:07.07 | 462 * | 32.40 | 1:07.07 |
| 59. | JONES Reid | 02 | Plymouth Leander SC | 1:07.22 | 458 * | 31.01 | 1:07.22 |
| 60. | PEZELJ Antonio | 99 | SC Wiesbaden 1911 | 1:07.34 | 456 * | 32.08 | 1:07.34 |
| 61. | PLASCHKE Lennart | 01 | SC Wiesbaden 1911 | 1:07.42 | 454 * | 33.23 | 1:07.42 |
| 62. | GDANIEC Hubert | 04 | Plymouth Leander SC | 1:08.57 | 432 * | 33.23 | 1:08.57 |
| 63. | PARMENTIER Aymeric | 93 | Boust | 1:09.30 | 418 * | 33.61 | 1:09.30 |
| DNS | EICH Alexander | 02 | Dresdner SC 1898 e.V. | | | | |
| DNS | SILVA SIEIRA Carlos | 03 | Plymouth Leander SC | | | | |
| DNS | LAVEN Henrik | 03 | SC Neustadt/Weinstr. | | | | |
| DNS | KNOTT Rene Pascal | 00 | 1. Paderborner SV | | | | |
| DNS | BROCKHAUS Robin | 01 | 1. Paderborner SV | | | | |
| DNS | FLOTTMEYER Vincent | 03 | 1. Paderborner SV | | | | |

Junior

| | | | | | | | |
|-----|--------------------------|----|----------------------------------|----------------|-------|-------|---------|
| 1. | PEDERSEN Nicklas Oestman | 02 | Denmark Junior | 59.24 | 670 B | 28.56 | 59.24 |
| 2. | BRENNER Luccas Dam | 01 | Denmark Junior | 59.68 | 655 B | 29.23 | 59.68 |
| 3. | JODIN Mateo | 01 | FFN Ouest | 1:00.01 | 645 B | 29.29 | 1:00.01 |
| 4. | PERKS Sam | 02 | Plymouth Leander SC | 1:00.36 | 633 R | 29.04 | 1:00.36 |
| 5. | STROEBEK Lucas Bruun | 01 | Denmark Junior | 1:00.37 | 633 R | 29.51 | 1:00.37 |
| 6. | NISSEN Jakob Strunge | 02 | Denmark Junior | 1:00.40 | 632 | 29.67 | 1:00.40 |
| 7. | VALENTI Thomas | 02 | Polisportiva Comunale Riccione | 1:00.42 | 631 | 28.66 | 1:00.42 |
| 8. | FABIANI Remi | 01 | Fed. Luxembourgeoise de Natation | 1:00.47 | 630 | 28.80 | 1:00.47 |
| 9. | FRANCKX Stan | 02 | Flanders | 1:00.62 | 625 | 29.67 | 1:00.62 |
| 10. | POOLE Charlie | 01 | Swim England East Midlands | 1:00.98 | 614 | 29.33 | 1:00.98 |
| 11. | HUTZLER Max | 02 | Dresdner SC 1898 e.V. | 1:01.91 | 587 | 28.81 | 1:01.91 |
| 12. | MARINOV Petar | 02 | SV Nikar Heidelberg | 1:02.31 | 576 | 29.92 | 1:02.31 |
| 13. | SPEAKMAN Zachariah | 02 | Swim Wales | 1:02.42 | 573 | 29.58 | 1:02.42 |
| 14. | HOELBLING Alexander | 01 | ATUS Knittelfeld | 1:02.92 | 559 | 30.34 | 1:02.92 |
| 15. | DURIEUX Yannick | 02 | CD54 Natation | 1:03.74 | 538 | 30.90 | 1:03.74 |
| 16. | FEN German | 02 | Ukrainian Swimming Federation | 1:04.06 | 530 | 30.53 | 1:04.06 |
| 17. | ANDERSEN Christoffer H. | 02 | Denmark Junior | 1:04.40 | 521 | 30.83 | 1:04.40 |
| 18. | SAVVA Theo | 02 | Swim Wales | 1:04.63 | 516 | 30.65 | 1:04.63 |
| 19. | PLOWMAN Archie | 01 | Swim England East Midlands | 1:04.71 | 514 | 31.12 | 1:04.71 |
| 20. | VAN DEN BOSSCHE Yann | 01 | Fed. Luxembourgeoise de Natation | 1:05.37 | 499 * | 31.79 | 1:05.37 |
| 21. | PAKER Batuhan | 02 | Plymouth Leander SC | 1:05.62 | 493 * | 31.47 | 1:05.62 |
| 22. | RUBASHNYY Alexander | 01 | Youth of Moscow | 1:06.60 | 471 * | 31.68 | 1:06.60 |
| 23. | MARCHER Lucas | 02 | Club Nautique du Val de Fensch | 1:07.07 | 462 * | 32.40 | 1:07.07 |
| 24. | JONES Reid | 02 | Plymouth Leander SC | 1:07.22 | 458 * | 31.01 | 1:07.22 |
| 25. | PLASCHKE Lennart | 01 | SC Wiesbaden 1911 | 1:07.42 | 454 * | 33.23 | 1:07.42 |





Fédération Luxembourgeoise
de Natation et de Sauvetage

LUXEMBOURG

LET'S MAKE IT HAPPEN

21st Luxembourg Euro Meet 2019
Luxembourg, 25th - 27th January 2019


Event 8, Boys, 100m Backstroke, Prelim, Junior

| Rank | YB | | Time | Pts | 50m | 100m |
|------|-----------------|----|-----------------------|-----|-----|------|
| DNS | EICH Alexander | 02 | Dresdner SC 1898 e.V. | | | |
| DNS | BROCKHAUS Robin | 01 | 1. Paderborner SV | | | |

Youth

| | | | | | | | |
|-----|---------------------------|----|------------------------------|----------------|-------|-------|---------|
| 1. | VAN WESTERING Kai | 03 | Collectif Nouvelle-Aquitaine | 1:01.89 | 588 | 30.15 | 1:01.89 |
| 2. | MAIER Nelson | 03 | TV Gut Heil Billstedt | 1:02.28 | 577 | 29.43 | 1:02.28 |
| 3. | PETROCHUK Illya | 03 | Lutsk | 1:02.52 | 570 | 29.88 | 1:02.52 |
| 4. | PAZDUR Dorian | 03 | CD54 Natation | 1:03.85 | 535 | 30.99 | 1:03.85 |
| 5. | VASSILYEV Kirill | 03 | Dostyk Aktobe | 1:04.26 | 525 | 31.18 | 1:04.26 |
| 6. | FERREIRA DO COUTO Goncalo | 04 | Cercle des Nageurs de Sion | 1:05.93 | 486 | 31.35 | 1:05.93 |
| 7. | KRUEGER Nicolas | 03 | SC Wiesbaden 1911 | 1:06.11 | 482 | 31.88 | 1:06.11 |
| 8. | GRIFFITHS Alex | 03 | Swim Wales | 1:06.66 | 470 | 31.25 | 1:06.66 |
| 9. | SNIEDZE Ricards Janis | 03 | BJSS Ridzene DSN | 1:06.98 | 463 | 31.66 | 1:06.98 |
| 10. | GDANIEC Hubert | 04 | Plymouth Leander SC | 1:08.57 | 432 * | 33.23 | 1:08.57 |
| DNS | SILVA SIEIRA Carlos | 03 | Plymouth Leander SC | | | | |
| DNS | LAVEN Henrik | 03 | SC Neustadt/Weinstr. | | | | |
| DNS | FLOTTMEYER Vincent | 03 | 1. Paderborner SV | | | | |





Fédération Luxembourgeoise
de Natation et de Sauvetage

LUXEMBOURG

LET'S MAKE IT HAPPEN

21st Luxembourg Euro Meet 2019
Luxembourg, 25th - 27th January 2019

| Event 9 | Women, 50m Butterfly | | | | | 2005 and older |
|--------------------|----------------------|------------------|-----|-------------|------------|----------------|
| 25.01.2019 - 11:56 | sponsored by: Lemon | | | | | Results Prelim |
| Meet Record | 25.02 | SJOESTROEM Sarah | SWE | Luxembourg | 28.01.2017 | |
| World Record | 24.43 | SJOESTROEM Sarah | SWE | Boras (SWE) | 05.07.2014 | |
| European Record | 24.43 | SJOESTROEM Sarah | SWE | Boras (SWE) | 05.07.2014 | |

Open 18 +: 30.05 / Junior 16 - 17: 31.80 / Youth 14 - 15: 32.85

Points: FINA 2018

| Rank | | YB | | Time | Pts | |
|------|--------------------------|----|-------------------------------|--------------|-----|---|
| Open | | | | | | |
| 1. | SJOESTROM Sarah | 93 | Energy Standard | 26.23 | 807 | A |
| 2. | DI LIDDO Elena | 93 | Italian Swimming Federation | 26.97 | 743 | A |
| 3. | BIANCHI Ilaria | 90 | Italian Swimming Federation | 27.22 | 722 | A |
| 4. | ZANDRINGA Kinge | 98 | KNZB | 27.34 | 713 | A |
| 5. | DI PIETRO Silvia | 93 | Italian Swimming Federation | 27.40 | 708 | A |
| 6. | YENDELL Sophie | 02 | Swim England East Midlands | 27.59 | 694 | A |
| 7. | MROZINSKI Julia | 00 | SGS Hamburg | 27.91 | 670 | A |
| 8. | ASPRISSI Karen | 02 | Team Insubrika | 27.99 | 664 | A |
| 9. | STEPHENS Laura | 99 | Plymouth Leander SC | 28.01 | 663 | A |
| 10. | SZILAGYI Liliana | 96 | Team Hungary | 28.03 | 662 | A |
| 11. | SAVART Coralie | 04 | FFN Ouest | 28.11 | 656 | B |
| 12. | BARRETT Karoline | 02 | Denmark Junior | 28.13 | 655 | B |
| 13. | KLEYBOLDT Rosalie | 03 | SC Wiesbaden 1911 | 28.14 | 654 | B |
| 14. | MORRIS Ciara | 02 | Swim Wales | 28.18 | 651 | B |
| 15. | EHRING Mareike | 01 | VFL Gladbeck 1921 | 28.25 | 646 | B |
| 16. | VAN ROON Valerie | 98 | KNZB | 28.32 | 641 | B |
| 17. | VERRASZTO Evelyn | 89 | Team Hungary | 28.43 | 634 | B |
| 18. | GAARD Regitze | 01 | Denmark Senior | 28.49 | 630 | B |
| | EBBESEN Elisabeth Sabroe | 02 | Denmark Junior | 28.49 | 630 | B |
| 20. | WIUFF Cecilie | 00 | Denmark Senior | 28.52 | 628 | ? |
| | VAN NUNEN Sam | 01 | PSV | 28.52 | 628 | ? |
| 22. | WIZARD Betsy | 03 | Swim England East Midlands | 28.55 | 626 | R |
| 23. | FREEMAN Sophie | 04 | Plymouth Leander SC | 28.56 | 625 | R |
| 24. | UGOLKOVA Maria | 89 | Schwimmclub Uster Wallisellen | 28.59 | 623 | R |
| 25. | SCALIA Silvia | 95 | Italian Swimming Federation | 28.70 | 616 | |
| 26. | MALUKA Ieva | 03 | BJSS Ridzene DSN | 28.71 | 616 | |
| 27. | FERRAIOLI Erika | 86 | Italian Swimming Federation | 28.80 | 610 | |
| 28. | INGOGLIA Joanne | 02 | FFN Ouest | 28.83 | 608 | |
| 29. | TANIR Duru | 02 | Plymouth Leander SC | 28.85 | 607 | |
| | TANIS Elise | 02 | KNZB-OC | 28.85 | 607 | |
| 31. | NIKOLETTA Margari | 02 | A.E. Haidariou | 28.86 | 606 | |
| 32. | DE TORRES Rebecca | 04 | Swim Wales | 28.90 | 604 | |
| 33. | CASTIGLIONI Arianna | 97 | Italian Swimming Federation | 28.94 | 601 | |
| 34. | BAERENTSEN Amalie | 00 | Aalborg Svoemmeklub | 29.00 | 597 | |
| 35. | MORGAN Elena | 02 | Swim Wales | 29.09 | 592 | |
| 36. | TASZHANOVA Diana | 04 | Dostyk Aktobe | 29.10 | 591 | |
| 37. | OSRIN Honey | 03 | Plymouth Leander SC | 29.13 | 589 | |
| 38. | PRITCHARD Chloe | 04 | Swim Wales | 29.14 | 589 | |
| 39. | LIALY Emma | 04 | Collectif Nouvelle-Aquitaine | 29.19 | 586 | |
| 40. | AVRARD Laly | 03 | EN Tours | 29.22 | 584 | |
| 41. | DECONINCK Gaelle | 04 | Brugse Zwem- & Reddingskring | 29.23 | 583 | |





Fédération Luxembourgeoise
de Natation et de Sauvetage

LUXEMBOURG


LET'S MAKE IT HAPPEN

21st Luxembourg Euro Meet 2019
Luxembourg, 25th - 27th January 2019

Event 9, Women, 50m Butterfly, Prelim, Open

| Rank | | YB | | Time | Pts |
|------|---------------------------|----|----------------------------------|--------------|-------|
| 42. | SPIERING Femke | 02 | KNZB-OC | 29.24 | 583 |
| 43. | NAFFAH Marie | 00 | SU Agen | 29.26 | 582 |
| 44. | ALLISON Megan | 02 | Swim Wales | 29.28 | 580 |
| 45. | MELBOURNE-SMITH Gabrielle | 03 | Swim Wales | 29.30 | 579 |
| 46. | RIJKHOFF Lisa | 01 | Aalborg Svoemmeklub | 29.32 | 578 |
| 47. | PLUECKER Hannah | 02 | Hessischer Schwimm-Verband | 29.33 | 577 |
| 48. | BIDEAU Thais | 02 | FFN Ouest | 29.35 | 576 |
| 49. | MAYOT Axelle | 02 | SPN Poitiers | 29.36 | 576 |
| 50. | SHELTON Amy | 04 | Swim Wales | 29.37 | 575 |
| 51. | CELAR Selina | 99 | DSW 1912 Darmstadt | 29.38 | 574 |
| 52. | GERTH Lilli | 04 | TSV Bad Saulgau | 29.40 | 573 |
| 53. | PEREZ-GARCIA Maria | 02 | Fed. Luxembourgeoise de Natation | 29.42 | 572 |
| | PETERS Lena | 05 | Fed. Luxembourgeoise de Natation | 29.42 | 572 |
| 55. | WIJK Mellie | 02 | Team West | 29.44 | 571 |
| 56. | LE BRIS Clara | 03 | FFN Ouest | 29.45 | 570 |
| | SCHOEN Lisa | 99 | Aalborg Svoemmeklub | 29.45 | 570 |
| 58. | PETERS Emma | 03 | Fed. Luxembourgeoise de Natation | 29.47 | 569 |
| 59. | FORSS Trine | 03 | Team West | 29.53 | 566 |
| 60. | ROBIN Cheyenne | 04 | Collectif Nouvelle-Aquitaine | 29.57 | 563 |
| | GRUNDKE Leonie | 03 | Dresdner Delphine e.V. | 29.57 | 563 |
| 62. | ASTEDT Sofia | 03 | Team West | 29.60 | 562 |
| 63. | SCHNAGL Emelie | 01 | SSG Saar Max Ritter | 29.63 | 560 |
| 64. | PICHLER Nicole | 95 | ATUS Graz | 29.66 | 558 |
| 65. | BROWNRIDGE Aimee | 04 | Plymouth Leander SC | 29.68 | 557 |
| 66. | MORIN Tilde | 02 | Team West | 29.69 | 557 |
| 67. | MAYE Misty | 02 | Cercle des Nageurs de Sion | 29.70 | 556 |
| 68. | BURRI Valentina | 03 | Swim Team Lucerne | 29.74 | 554 |
| 69. | RUSZKOWSKA Martyna | 01 | Swim Wales | 29.75 | 553 |
| 70. | SCHIMMEL Hilja | 03 | Team West | 29.77 | 552 |
| 71. | SWEGMARK Ida | 00 | Team West | 29.78 | 552 |
| 72. | ELLIOTT Maisie | 03 | Swim England East Midlands | 29.80 | 550 |
| 73. | BARDGETT Ella | 04 | Plymouth Leander SC | 29.81 | 550 |
| | HARISBOURE Ambre | 04 | Collectif Nouvelle-Aquitaine | 29.81 | 550 |
| 75. | SCHIRRA Hannah | 03 | SSG Saar Max Ritter | 29.82 | 549 |
| 76. | JUNG Maike | 02 | Swimteam Heddos | 29.85 | 548 |
| 77. | ZWIENER Lara | 02 | SSG Saar Max Ritter | 29.88 | 546 |
| | GUEL Dilara | 02 | TSG Backnang | 29.88 | 546 |
| 79. | BLANC Charline | 00 | Cercle des Nageurs de Sion | 29.91 | 544 |
| 80. | NOEL Oriana | 04 | Plymouth Leander SC | 29.92 | 544 |
| 81. | MAZZONI Samanta | 01 | Polisportiva Comunale Riccione | 30.01 | 539 |
| | KEBRLE Lea | 02 | SG Bayer | 30.01 | 539 |
| 83. | ROSE Rianne | 05 | Hessischer Schwimm-Verband | 30.04 | 537 |
| 84. | ZWING Katharina | 05 | SSG Saar Max Ritter | 30.10 | 534 |
| 85. | STAUDINGER Simona | 99 | Schwimmclub Uster Wallisellen | 30.11 | 534 * |
| 86. | CORNISH Emily | 04 | Plymouth Leander SC | 30.18 | 530 |
| 87. | WIECZOREK Rieke | 03 | Hessischer Schwimm-Verband | 30.25 | 526 |
| 88. | MARZIALI Ginevra | 03 | Dimensione Nuoto | 30.28 | 525 |
| 89. | MENSAH Joselle | 03 | Plymouth Leander SC | 30.36 | 521 |





Fédération Luxembourgeoise
de Natation et de Sauvetage

LUXEMBOURG

LET'S MAKE IT HAPPEN

21st Luxembourg Euro Meet 2019
Luxembourg, 25th - 27th January 2019

Event 9, Women, 50m Butterfly, Prelim, Open

| Rank | | YB | | Time | Pts |
|------|----------------------|----|----------------------------------|--------------|-------|
| 90. | BLOMSTERBERG Thea | 02 | Denmark Junior | 30.43 | 517 |
| 91. | BROEKHOVEN Lana | 03 | Plymouth Leander SC | 30.44 | 516 |
| 92. | PREHN Isabella | 02 | SC Wiesbaden 1911 | 30.46 | 515 |
| 93. | VON DEN DRIESCH Jana | 04 | SSG Saar Max Ritter | 30.50 | 513 |
| 94. | OTTESEN Camilla | 00 | Aalborg Svoemmeklub | 30.53 | 512 * |
| 95. | MEAD Amy | 02 | Derventio Excel | 30.60 | 508 |
| 96. | IMSAND Chloe | 03 | Cercle des Nageurs de Sion | 30.69 | 504 |
| 97. | ADAMS Victoria | 02 | Plymouth Leander SC | 30.81 | 498 |
| 98. | HAMEN SAIEG Yael | 01 | Fed. Luxembourgeoise de Natation | 30.84 | 497 * |
| 99. | FORSON Kaya | 02 | Ghana Swimming | 30.87 | 495 |
| 100. | RICCHI Aurora | 04 | Polisportiva Comunale Riccione | 30.89 | 494 |
| | HERDT Jennifer | 02 | SSG Pforzheim | 30.89 | 494 |
| 102. | STAUDINGER Sara | 99 | Schwimmclub Uster Wallisellen | 30.92 | 493 * |
| 103. | VETTER Chiara | 01 | TSG Backnang | 30.95 | 491 * |
| 104. | VOGELMANN Joelle | 05 | SV Nikar Heidelberg | 31.12 | 483 |
| 105. | CEPECK Lea | 02 | EN Tours | 31.20 | 480 |
| 106. | SCHMITZ Svea Bo | 04 | SC Wiesbaden 1911 | 31.21 | 479 |
| 107. | LOVELL Madison | 04 | Swim Wales | 31.23 | 478 |
| 108. | GIRAUDEAU Melina | 03 | Biarritz Olympique | 31.30 | 475 |
| 109. | CHAPMAN Emily | 04 | Plymouth Leander SC | 31.45 | 468 |
| 110. | MATICIUC Alexandra | 04 | Plymouth Leander SC | 31.49 | 466 |
| 111. | TISLER Romane | 02 | CD54 Natation | 31.55 | 464 |
| 112. | NICKERL Jasmin | 03 | SSG Pforzheim | 31.73 | 456 |
| 113. | ESTEVE Charlotte | 04 | CD54 Natation | 31.76 | 455 |
| 114. | GUTH Regina | 05 | SC Neustadt/Weinstr. | 31.79 | 453 |
| 115. | HEIERHOFF Hannah | 03 | SC Wiesbaden 1911 | 31.88 | 450 * |
| 116. | SMIRNOVA Anna | 05 | Youth of Moscow | 31.92 | 448 |
| 117. | PREHN Yvonne | 05 | SSG Pforzheim | 31.94 | 447 |
| 118. | BUSCH Denise | 02 | Hannoverscher SV 1892 | 32.14 | 439 * |
| 119. | SICILIANO Antonella | 01 | Dimensione Nuoto | 32.42 | 427 * |
| 120. | OHN Lucie | 05 | Herstalnatation | 32.62 | 420 |
| 121. | WALLNOEFER Carolin | 01 | AS Merano | 32.63 | 419 * |
| 122. | HARTMANN Luisa | 04 | SC Neustadt/Weinstr. | 32.67 | 418 |
| 123. | BABINA Marija | 04 | BJSS Ridzene DSN | 32.84 | 411 |
| 124. | WASSERMAN Elena | 01 | AS Merano | 33.05 | 403 * |
| 125. | SCHULGIN Nicole | 04 | SC Neustadt/Weinstr. | 34.06 | 369 * |
| 126. | GARSUCH Marlin | 04 | SC Neustadt/Weinstr. | 34.15 | 366 * |
| DNS | MOEHLE Cara | 03 | TSG Backnang | | |
| DNS | SCHNEIDER Mara | 02 | SG Rhein-Mosel | | |
| DNS | WALLERIUS Katharina | 01 | SG Rhein-Mosel | | |
| DNS | WALLERIUS Theresa | 03 | SG Rhein-Mosel | | |
| DNS | REMY-BARRE Justine | 04 | CD54 Natation | | |
| DNS | SCHNEIDER Malaika | 03 | Hamburger SC | | |
| DNS | KUECHLER Hannah | 02 | Potsdamer SV | | |
| WDR | JUMAH Bayan | 94 | Vikings de Rouen | | |
| WDR | PIERRON Marie | 01 | CD54 Natation | | |





Fédération Luxembourgeoise
de Natation et de Sauvetage

LUXEMBOURG

LET'S MAKE IT HAPPEN


21st Luxembourg Euro Meet 2019
Luxembourg, 25th - 27th January 2019

Event 9, Women, 50m Butterfly, Prelim

Junior

| | | | | | |
|-------------------------------|----|----------------------------------|--------------|-----|---|
| 1. YENDELL Sophie | 02 | Swim England East Midlands | 27.59 | 694 | A |
| 2. ASPRISSI Karen | 02 | Team Insubrika | 27.99 | 664 | A |
| 3. BARRETT Karoline | 02 | Denmark Junior | 28.13 | 655 | B |
| 4. KLEYBOLDT Rosalie | 03 | SC Wiesbaden 1911 | 28.14 | 654 | B |
| 5. MORRIS Ciara | 02 | Swim Wales | 28.18 | 651 | B |
| 6. EBBESEN Elisabeth Sabroe | 02 | Denmark Junior | 28.49 | 630 | B |
| 7. WIZARD Betsy | 03 | Swim England East Midlands | 28.55 | 626 | R |
| 8. MALUKA Ieva | 03 | BJSS Ridzene DSN | 28.71 | 616 | |
| 9. INGOGLIA Joanne | 02 | FFN Ouest | 28.83 | 608 | |
| 10. TANIR Duru | 02 | Plymouth Leander SC | 28.85 | 607 | |
| TANIS Elise | 02 | KNZB-OC | 28.85 | 607 | |
| 12. NIKOLETTA Margari | 02 | A.E. Haidariou | 28.86 | 606 | |
| 13. MORGAN Elena | 02 | Swim Wales | 29.09 | 592 | |
| 14. OSRIN Honey | 03 | Plymouth Leander SC | 29.13 | 589 | |
| 15. AVRARD Laly | 03 | EN Tours | 29.22 | 584 | |
| 16. SPIERING Femke | 02 | KNZB-OC | 29.24 | 583 | |
| 17. ALLISON Megan | 02 | Swim Wales | 29.28 | 580 | |
| 18. MELBOURNE-SMITH Gabrielle | 03 | Swim Wales | 29.30 | 579 | |
| 19. PLUECKER Hannah | 02 | Hessischer Schwimm-Verband | 29.33 | 577 | |
| 20. BIDEAU Thais | 02 | FFN Ouest | 29.35 | 576 | |
| 21. MAYOT Axelle | 02 | SPN Poitiers | 29.36 | 576 | |
| 22. PEREZ-GARCIA Maria | 02 | Fed. Luxembourgeoise de Natation | 29.42 | 572 | |
| 23. WIJK Mellie | 02 | Team West | 29.44 | 571 | |
| 24. LE BRIS Clara | 03 | FFN Ouest | 29.45 | 570 | |
| 25. PETERS Emma | 03 | Fed. Luxembourgeoise de Natation | 29.47 | 569 | |
| 26. FORSS Trine | 03 | Team West | 29.53 | 566 | |
| 27. GRUNDKE Leonie | 03 | Dresdner Delphine e.V. | 29.57 | 563 | |
| 28. ASTEDT Sofia | 03 | Team West | 29.60 | 562 | |
| 29. MORIN Tilde | 02 | Team West | 29.69 | 557 | |
| 30. MAYE Misty | 02 | Cercle des Nageurs de Sion | 29.70 | 556 | |
| 31. BURRI Valentina | 03 | Swim Team Lucerne | 29.74 | 554 | |
| 32. SCHIMMEL Hilja | 03 | Team West | 29.77 | 552 | |
| 33. ELLIOTT Maisie | 03 | Swim England East Midlands | 29.80 | 550 | |
| 34. SCHIRRA Hannah | 03 | SSG Saar Max Ritter | 29.82 | 549 | |
| 35. JUNG Maike | 02 | Swimteam Heddos | 29.85 | 548 | |
| 36. ZWIENER Lara | 02 | SSG Saar Max Ritter | 29.88 | 546 | |
| GUEL Dilara | 02 | TSG Backnang | 29.88 | 546 | |
| 38. KEBRLE Lea | 02 | SG Bayer | 30.01 | 539 | |
| 39. WIECZOREK Rieke | 03 | Hessischer Schwimm-Verband | 30.25 | 526 | |
| 40. MARZIALI Ginevra | 03 | Dimensione Nuoto | 30.28 | 525 | |
| 41. MENSAH Joselle | 03 | Plymouth Leander SC | 30.36 | 521 | |
| 42. BLOMSTERBERG Thea | 02 | Denmark Junior | 30.43 | 517 | |
| 43. BROEKHOVEN Lana | 03 | Plymouth Leander SC | 30.44 | 516 | |
| 44. PREHN Isabella | 02 | SC Wiesbaden 1911 | 30.46 | 515 | |
| 45. MEAD Amy | 02 | Derventio Excel | 30.60 | 508 | |
| 46. IMSAND Chloe | 03 | Cercle des Nageurs de Sion | 30.69 | 504 | |
| 47. ADAMS Victoria | 02 | Plymouth Leander SC | 30.81 | 498 | |
| 48. FORSON Kaya | 02 | Ghana Swimming | 30.87 | 495 | |





Fédération Luxembourgeoise
de Natation et de Sauvetage

LUXEMBOURG

LET'S MAKE IT HAPPEN

21st Luxembourg Euro Meet 2019
Luxembourg, 25th - 27th January 2019


Event 9, Women, 50m Butterfly, Prelim, Junior

| Rank | | YB | | Time | Pts |
|------|-------------------|----|-----------------------|--------------|-------|
| 49. | HERDT Jennifer | 02 | SSG Pforzheim | 30.89 | 494 |
| 50. | CEPECK Lea | 02 | EN Tours | 31.20 | 480 |
| 51. | GIRAUDEAU Melina | 03 | Biarritz Olympique | 31.30 | 475 |
| 52. | TISLER Romane | 02 | CD54 Natation | 31.55 | 464 |
| 53. | NICKERL Jasmin | 03 | SSG Pforzheim | 31.73 | 456 |
| 54. | HEIERHOFF Hannah | 03 | SC Wiesbaden 1911 | 31.88 | 450 * |
| 55. | BUSCH Denise | 02 | Hannoverscher SV 1892 | 32.14 | 439 * |
| DNS | MOEHLE Cara | 03 | TSG Backnang | | |
| DNS | SCHNEIDER Mara | 02 | SG Rhein-Mosel | | |
| DNS | WALLERIUS Theresa | 03 | SG Rhein-Mosel | | |
| DNS | SCHNEIDER Malaika | 03 | Hamburger SC | | |
| DNS | KUECHLER Hannah | 02 | Potsdamer SV | | |

Youth

| | | | | | | |
|-----|----------------------|----|----------------------------------|--------------|-----|---|
| 1. | SAVART Coralie | 04 | FFN Ouest | 28.11 | 656 | B |
| 2. | FREEMAN Sophie | 04 | Plymouth Leander SC | 28.56 | 625 | R |
| 3. | DE TORRES Rebecca | 04 | Swim Wales | 28.90 | 604 | |
| 4. | TASZHANOVA Diana | 04 | Dostyk Aktobe | 29.10 | 591 | |
| 5. | PRITCHARD Chloe | 04 | Swim Wales | 29.14 | 589 | |
| 6. | LIALLY Emma | 04 | Collectif Nouvelle-Aquitaine | 29.19 | 586 | |
| 7. | DECONINCK Gaelle | 04 | Brugse Zwem- & Reddingskring | 29.23 | 583 | |
| 8. | SHELTON Amy | 04 | Swim Wales | 29.37 | 575 | |
| 9. | GERTH Lilli | 04 | TSV Bad Saulgau | 29.40 | 573 | |
| 10. | PETERS Lena | 05 | Fed. Luxembourgeoise de Natation | 29.42 | 572 | |
| 11. | ROBIN Cheyenne | 04 | Collectif Nouvelle-Aquitaine | 29.57 | 563 | |
| 12. | BROWNRIDGE Aimee | 04 | Plymouth Leander SC | 29.68 | 557 | |
| 13. | BARDGETT Ella | 04 | Plymouth Leander SC | 29.81 | 550 | |
| | HARISBOURE Ambre | 04 | Collectif Nouvelle-Aquitaine | 29.81 | 550 | |
| 15. | NOEL Oriana | 04 | Plymouth Leander SC | 29.92 | 544 | |
| 16. | ROSE Rianne | 05 | Hessischer Schwimm-Verband | 30.04 | 537 | |
| 17. | ZWING Katharina | 05 | SSG Saar Max Ritter | 30.10 | 534 | |
| 18. | CORNISH Emily | 04 | Plymouth Leander SC | 30.18 | 530 | |
| 19. | VON DEN DRIESCH Jana | 04 | SSG Saar Max Ritter | 30.50 | 513 | |
| 20. | RICCHI Aurora | 04 | Polisportiva Comunale Riccione | 30.89 | 494 | |
| 21. | VOGELMANN Joelle | 05 | SV Nikar Heidelberg | 31.12 | 483 | |
| 22. | SCHMITZ Svea Bo | 04 | SC Wiesbaden 1911 | 31.21 | 479 | |
| 23. | LOVELL Madison | 04 | Swim Wales | 31.23 | 478 | |
| 24. | CHAPMAN Emily | 04 | Plymouth Leander SC | 31.45 | 468 | |
| 25. | MATICIUC Alexandra | 04 | Plymouth Leander SC | 31.49 | 466 | |
| 26. | ESTEVE Charlotte | 04 | CD54 Natation | 31.76 | 455 | |
| 27. | GUTH Regina | 05 | SC Neustadt/Weinstr. | 31.79 | 453 | |
| 28. | SMIRNOVA Anna | 05 | Youth of Moscow | 31.92 | 448 | |
| 29. | PREHN Yvonne | 05 | SSG Pforzheim | 31.94 | 447 | |
| 30. | OHN Lucie | 05 | Herstalnatation | 32.62 | 420 | |
| 31. | HARTMANN Luisa | 04 | SC Neustadt/Weinstr. | 32.67 | 418 | |
| 32. | BABINA Marija | 04 | BJSS Ridzene DSN | 32.84 | 411 | |
| 33. | SCHULGIN Nicole | 04 | SC Neustadt/Weinstr. | 34.06 | 369 | * |





Fédération Luxembourgeoise
de Natation et de Sauvetage

LUXEMBOURG

LET'S MAKE IT HAPPEN

21st Luxembourg Euro Meet 2019
Luxembourg, 25th - 27th January 2019

Event 9, Girls, 50m Butterfly, Prelim, Youth

| Rank | | YB | | Time | Pts |
|------|--------------------|----|----------------------|--------------|-------|
| 34. | GARSUCH Marlin | 04 | SC Neustadt/Weinstr. | 34.15 | 366 * |
| DNS | REMY-BARRE Justine | 04 | CD54 Natation | | |





Fédération Luxembourgeoise
de Natation et de Sauvetage

LUXEMBOURG

LET'S MAKE IT HAPPEN

21st Luxembourg Euro Meet 2019
Luxembourg, 25th - 27th January 2019

Event 10 Men, 50m Butterfly 2004 and older
25.01.2019 - 12:10 sponsored by: EXE Results Prelim

| | | | | | |
|-----------------|-------|----------------|-----|------------|------------|
| Meet Record | 23.03 | PROUD Ben | GBR | Luxembourg | 27.01.2018 |
| World Record | 22.27 | GOVOROV Andriy | UKR | Rome (ITA) | 01.07.2018 |
| European Record | 22.27 | GOVOROV Andriy | UKR | Rome (ITA) | 01.07.2018 |

Open 19 +: 26.65 / Junior 17 - 18: 28.20 / Youth 15 - 16: 29.15

Points: FINA 2018

| Rank | | YB | | Time | Pts |
|------|--------------------|----|----------------------------------|--------------|-------|
| Open | | | | | |
| 1. | PROUD Ben | 94 | Energy Standard | 23.82 | 834 A |
| 2. | SHEVTSOV Sergii | 98 | Energy Standard | 24.02 | 814 A |
| 3. | GOOSEN Mathys | 96 | KNZB | 24.19 | 797 A |
| 4. | PUTS Jesse | 94 | KNZB | 24.20 | 796 A |
| 5. | BUKHOV Vladyslav | 02 | Ukrainian Swimming Federation | 24.29 | 787 A |
| 6. | VERLINDEN Joeri | 88 | PSV | 24.40 | 776 A |
| 7. | HENX Julien | 95 | Fed. Luxembourgeoise de Natation | 24.74 | 745 A |
| 8. | BURDISSO Frederico | 01 | Italian Swimming Federation | 24.78 | 741 A |
| 9. | KOPTIELOV Yevhen | 93 | Ukrainian Swimming Federation | 24.83 | 737 A |
| 10. | RIVOLTA Matteo | 91 | Italian Swimming Federation | 24.85 | 735 A |
| 11. | ZORZETTO David | 00 | Tiro a Volo Nuoto | 24.86 | 734 B |
| 12. | RAZZETTI Alberto | 99 | Italian Swimming Federation | 24.89 | 731 B |
| 13. | SCHUBERT Georg | 01 | Dresdner SC 1898 e.V. | 24.93 | 728 B |
| 14. | NICKELSEN Rasmus | 03 | Denmark Junior | 24.98 | 723 B |
| 15. | ZIRK Kregor | 99 | Energy Standard | 24.99 | 723 B |
| 16. | TROIANOVSKIY Ihor | 02 | Ukrainian Swimming Federation | 25.00 | 722 B |
| | VERHOEVEN Thomas | 97 | Rotterdam Swimming (SG) | 25.00 | 722 B |
| 18. | BAARS Jeroen | 92 | Rotterdam Swimming (SG) | 25.15 | 709 B |
| 19. | TITENIS Giedrius | 89 | Lithuanian Swimming Federation | 25.18 | 706 B |
| 20. | KAMMINGA Arno | 95 | KNZB | 25.21 | 704 B |
| 21. | UL'YANOV Nikita | 94 | Russia Ugra | 25.26 | 700 R |
| 22. | DOTTO Luca | 90 | Italian Swimming Federation | 25.35 | 692 R |
| 23. | KISZCZAK Jakub | 00 | WKS Slask | 25.43 | 686 ? |
| | SCHALLER Moritz | 00 | SG Bayer | 25.43 | 686 ? |
| 25. | DUDAS Daniel | 94 | Iron Swim | 25.56 | 675 |
| 26. | EMO Jerome | 00 | Herstalnatation | 25.58 | 674 |
| 27. | KHLOPTSOV Andrii | 98 | Ukrainian Swimming Federation | 25.60 | 672 |
| 28. | GREVE Philip | 98 | Farum | 25.65 | 668 |
| 29. | DINE MOREIRA Orhan | 98 | EN Tours | 25.67 | 667 |
| 30. | HIGGINS John | 95 | UCD Swim Team | 25.78 | 658 |
| 31. | SCHERER Roman | 95 | Plymouth Leander SC | 25.85 | 653 |
| 32. | THENU Maxime | 02 | FFN Ouest | 25.87 | 651 |
| 33. | FOELDHAZI David | 95 | Iron Swim | 25.88 | 651 |
| 34. | MIROSLAW Rafael | 01 | SG HT16 Hamburg | 25.91 | 648 |
| 35. | BEELEY Tom | 99 | Plymouth Leander SC | 26.03 | 639 |
| 36. | BICZO Bence | 93 | Team Hungary | 26.05 | 638 |
| 37. | HANSEN Andreas | 00 | Denmark Senior | 26.07 | 636 |
| | GRUNERT Paul | 02 | Schwimmverein Mannheim | 26.07 | 636 |
| 39. | HEWITT Cole | 02 | Swim Wales | 26.09 | 635 |
| 40. | DEREN Kacper | 98 | WKS Slask | 26.10 | 634 |
| | BAARS Mark | 85 | Rotterdam Swimming (SG) | 26.10 | 634 |





Fédération Luxembourgeoise
de Natation et de Sauvetage

LUXEMBOURG


LET'S MAKE IT HAPPEN

21st Luxembourg Euro Meet 2019
Luxembourg, 25th - 27th January 2019

Event 10, Men, 50m Butterfly, Prelim, Open

| Rank | | YB | | Time | Pts |
|------|-------------------------------|----|----------------------------------|--------------|-------|
| 42. | SUENKEL Rafael | 02 | Dresdner SC 1898 e.V. | 26.12 | 633 |
| 43. | TULLBERG Sebastian | 00 | Denmark Senior | 26.14 | 631 |
| 44. | JANSEN Anton | 00 | PSV | 26.24 | 624 |
| 45. | CHOOYIN Benjamin | 02 | Swim Wales | 26.25 | 623 |
| 46. | FROST Oliver Noergaard | 02 | Aalborg Svoemmeklub | 26.33 | 618 |
| 47. | EDWARDS Rhys | 02 | Swim Wales | 26.40 | 613 |
| 48. | KUEHLING Alexander | 97 | SG Bayer | 26.43 | 611 |
| 49. | TKACHUK Maksim | 03 | Lutsk | 26.44 | 610 |
| 50. | OHN Antoine | 02 | Herstalnatation | 26.46 | 609 |
| 51. | MCGLADE Kevin | 93 | UCD Swim Team | 26.48 | 607 |
| | MELLEMA Berjen | 98 | KNZB-OC | 26.48 | 607 |
| 53. | SCHMITZ Jules | 99 | Swimming Club Redange | 26.52 | 605 |
| 54. | HOUOT Jeremy | 99 | Vikings de Rouen | 26.54 | 603 |
| | SUE Jona Finn | 03 | Hannoverscher SV 1892 | 26.54 | 603 |
| 56. | JONES Reid | 02 | Plymouth Leander SC | 26.57 | 601 |
| | KOCH Leo | 01 | SSG Pforzheim | 26.57 | 601 |
| 58. | KIEFFER Victor | 98 | EN Tours | 26.58 | 600 |
| | MCGLYNN Sam | 93 | ESB Swimming Club | 26.58 | 600 |
| 60. | KHRYPUNOV Yevgen | 02 | Ukrainian Swimming Federation | 26.67 | 594 |
| | KRESS Phillip | 02 | SG Poseidon Eppelheim | 26.67 | 594 |
| 62. | BLANCH Nicolas | 97 | Aalborg Svoemmeklub | 26.70 | 592 * |
| 63. | IVANOV Sergei | 97 | Youth of Moscow | 26.72 | 591 * |
| 64. | ANDREINI Luca | 99 | Polisportiva Comunale Riccione | 26.73 | 590 * |
| 65. | ARVIDSSON Anton | 94 | Team West | 26.74 | 590 * |
| | PERKS Sam | 02 | Plymouth Leander SC | 26.74 | 590 |
| 67. | VALENTI Thomas | 02 | Polisportiva Comunale Riccione | 26.79 | 586 |
| | VERRASZTO David | 88 | Team Hungary | 26.79 | 586 * |
| 69. | CLARKE Kameron | 02 | Swim Wales | 26.80 | 586 |
| 70. | HERION Martin | 01 | Liege Mosan | 26.82 | 584 |
| 71. | SIRBIKE Domas | 01 | SV Nikar Heidelberg | 26.83 | 584 |
| 72. | PEDERSEN Nicklas Oestman | 02 | Denmark Junior | 26.84 | 583 |
| | RICHARDS Owen | 01 | Swim Wales | 26.84 | 583 |
| 74. | VANDERSCHRICK Stephan | 00 | Fed. Luxembourgeoise de Natation | 26.89 | 580 * |
| 75. | SOULARD Nathanael | 01 | FFN Ouest | 26.92 | 578 |
| 76. | DALEIDEN CIUFERRI Ralph | 03 | Fed. Luxembourgeoise de Natation | 26.93 | 577 |
| 77. | HEIDENREICH Tim | 01 | Dresdner Delphine e.V. | 26.94 | 577 |
| 78. | CANARELLI Baptiste | 03 | Collectif Nouvelle-Aquitaine | 26.96 | 575 |
| 79. | AX Joel | 91 | SC Wiesbaden 1911 | 26.98 | 574 * |
| 80. | FRANCKX Stan | 02 | Flanders | 27.05 | 570 |
| 81. | HART James | 04 | Plymouth Leander SC | 27.07 | 568 |
| 82. | PEZELJ Antonio | 99 | SC Wiesbaden 1911 | 27.09 | 567 * |
| 83. | AH WAN Hayden | 02 | Plymouth Leander SC | 27.10 | 566 |
| | SCHULZ Sebastian | 01 | SGS Hamburg | 27.10 | 566 |
| 85. | GALLAGHER Dylan | 03 | Swim Wales | 27.11 | 566 |
| | ROLKO Ricky | 99 | Fed. Luxembourgeoise de Natation | 27.11 | 566 * |
| 87. | GORDO Salvador | 03 | Plymouth Leander SC | 27.15 | 563 |
| 88. | AH WAN Lenel | 02 | Plymouth Leander SC | 27.22 | 559 |
| | BERNARD-PLANESSE Paul Etienne | 99 | EN Tours | 27.22 | 559 * |





Fédération Luxembourgeoise
de Natation et de Sauvetage

LUXEMBOURG

LET'S MAKE IT HAPPEN

21st Luxembourg Euro Meet 2019
Luxembourg, 25th - 27th January 2019

Event 10, Men, 50m Butterfly, Prelim, Open

| Rank | | YB | | Time | Pts | |
|------|---------------------------|----|-----------------------------------|--------------|-----|---|
| 90. | RUDQVIST Samuel | 99 | Team West | 27.25 | 557 | * |
| 91. | ALESSANDRI Giacomo | 02 | Polisportiva Comunale Riccione | 27.31 | 554 | |
| 92. | ROZENTALS Arnis Peteris | 01 | BJSS Ridzene DSN | 27.33 | 552 | |
| 93. | GUERIN Lucas | 04 | Collectif Nouvelle-Aquitaine | 27.44 | 546 | |
| 94. | EICHLER Adrian | 03 | SC Wiesbaden 1911 | 27.52 | 541 | |
| 95. | ASHLEY-SPARKS Freddie | 02 | Plymouth Leander SC | 27.62 | 535 | |
| 96. | HUTZLER Max | 02 | Dresdner SC 1898 e.V. | 27.65 | 533 | |
| 97. | ANDERSEN Christoffer H. | 02 | Denmark Junior | 27.67 | 532 | |
| 98. | BELSKIS Zenons | 01 | BJSS Ridzene DSN | 27.72 | 529 | |
| | SAUBER Bob | 01 | Fed. Luxembourgeoise de Natation | 27.72 | 529 | |
| 100. | THOMPSON Joseph | 02 | Plymouth Leander SC | 27.73 | 529 | |
| | SHOOPINSKY Nicholas | 00 | SC Wiesbaden 1911 | 27.73 | 529 | * |
| 102. | IVUSKANS Reinis Ricards | 02 | BJSS Ridzene DSN | 27.78 | 526 | |
| 103. | LANGLEY Lawrence | 01 | Aalborg Svoemmeklub | 27.81 | 524 | |
| 104. | KOSTIKOV Yaroslav | 04 | Youth of Moscow | 27.84 | 522 | |
| 105. | MARINOV Petar | 02 | SV Nikar Heidelberg | 27.85 | 522 | |
| 106. | LISOVSKIS Aleksandrs | 02 | BJSS Ridzene DSN | 27.98 | 515 | |
| 107. | DELBIANCO Diego | 03 | Polisportiva Comunale Riccione | 28.06 | 510 | |
| 108. | GILLARD Remi | 03 | Cercle Royal de Natation Arlonais | 28.09 | 509 | |
| 109. | SOVJANI Davide | 01 | AS Merano | 28.10 | 508 | |
| 110. | DOMBROWA Yanick | 04 | VFL Gladbeck 1921 | 28.25 | 500 | |
| 111. | SONNENBERG Philipp | 04 | SC Neustadt/Weinstr. | 28.28 | 498 | |
| 112. | NASINI Michele | 02 | Polisportiva Comunale Riccione | 28.30 | 497 | * |
| | WASHBURN Finlay | 04 | Plymouth Leander SC | 28.30 | 497 | |
| 114. | WEIDERT Jo | 03 | Cercle Nautique Echternach | 28.38 | 493 | |
| | SIMAO NOGUEIRA Joao | 04 | Schwammclub Deifferdang | 28.38 | 493 | |
| 116. | SUCH Thijs Oscar | 03 | SC Wiesbaden 1911 | 28.49 | 487 | |
| 117. | GDANIEC Hubert | 04 | Plymouth Leander SC | 28.55 | 484 | |
| 118. | FERREIRA DO COUTO Goncalo | 04 | Cercle des Nageurs de Sion | 28.66 | 479 | |
| 119. | SKALSKI Maximilian | 02 | TV 1843 Dillenburg | 28.73 | 475 | * |
| 120. | NAEF Marcel | 03 | Swim Team Lucerne | 28.74 | 475 | |
| 121. | SNIEDZE Ricards Janis | 03 | BJSS Ridzene DSN | 28.81 | 471 | |
| 122. | ANTONIN Felix | 01 | Cercle des Nageurs de Sion | 28.93 | 466 | * |
| 123. | MBAREK Sammy | 02 | SC Neustadt/Weinstr. | 28.94 | 465 | * |
| 124. | BERTUZZI Valentin | 04 | Herstalnatation | 29.01 | 462 | |
| 125. | LANNERS Nicolas | 04 | Fed. Luxembourgeoise de Natation | 29.20 | 453 | * |
| 126. | SMIT Luca | 03 | SC Wiesbaden 1911 | 29.29 | 449 | * |
| 127. | SCHMIDIGER Ian | 03 | Swim Team Lucerne | 29.35 | 446 | * |
| 128. | STIEF Fabio | 03 | SC Neustadt/Weinstr. | 29.63 | 433 | * |
| 129. | PIERON Gauthier | 04 | CD54 Natation | 29.96 | 419 | * |
| 130. | PARMENTIER Aymeric | 93 | Boust | 30.13 | 412 | * |
| DNS | VALERIANI Lorenzo | 01 | Dimensione Nuoto | | | |
| DNS | SOSNA Matthias | 00 | SG Essen | | | |
| DNS | LAVEN Henrik | 03 | SC Neustadt/Weinstr. | | | |
| DNS | CHIRICO Luca | 99 | Team Insubrika | | | |
| DNS | ENDERS Lennart | 01 | SC Wiesbaden 1911 | | | |
| DNS | KELLER Viktor | 98 | SC Wiesbaden 1911 | | | |
| DNS | ZLATIC Lazar | 94 | Iron Swim | | | |





Fédération Luxembourgeoise
de Natation et de Sauvetage

LUXEMBOURG

LET'S MAKE IT HAPPEN


21st Luxembourg Euro Meet 2019
Luxembourg, 25th - 27th January 2019

Event 10, Men, 50m Butterfly, Prelim

Junior

| | | | | |
|------------------------------|-------------------------------------|--------------|-----|---|
| 1. BUKHOV Vladyslav | 02 Ukrainian Swimming Federation | 24.29 | 787 | A |
| 2. BURDISSO Frederico | 01 Italian Swimming Federation | 24.78 | 741 | A |
| 3. SCHUBERT Georg | 01 Dresdner SC 1898 e.V. | 24.93 | 728 | B |
| 4. TROIANOVSKYI Ihor | 02 Ukrainian Swimming Federation | 25.00 | 722 | B |
| 5. THENU Maxime | 02 FFN Ouest | 25.87 | 651 | |
| 6. MIROSLAW Rafael | 01 SG HT16 Hamburg | 25.91 | 648 | |
| 7. GRUNERT Paul | 02 Schwimmverein Mannheim | 26.07 | 636 | |
| 8. HEWITT Cole | 02 Swim Wales | 26.09 | 635 | |
| 9. SUENKEL Rafael | 02 Dresdner SC 1898 e.V. | 26.12 | 633 | |
| 10. CHOOYIN Benjamin | 02 Swim Wales | 26.25 | 623 | |
| 11. FROST Oliver Noergaard | 02 Aalborg Svoemmeklub | 26.33 | 618 | |
| 12. EDWARDS Rhys | 02 Swim Wales | 26.40 | 613 | |
| 13. OHN Antoine | 02 Herstalnatation | 26.46 | 609 | |
| 14. JONES Reid | 02 Plymouth Leander SC | 26.57 | 601 | |
| KOCH Leo | 01 SSG Pforzheim | 26.57 | 601 | |
| 16. KHRYPUNOV Yevgen | 02 Ukrainian Swimming Federation | 26.67 | 594 | |
| KRESS Phillip | 02 SG Poseidon Eppelheim | 26.67 | 594 | |
| 18. PERKS Sam | 02 Plymouth Leander SC | 26.74 | 590 | |
| 19. VALENTI Thomas | 02 Polisportiva Comunale Riccione | 26.79 | 586 | |
| 20. CLARKE Kameron | 02 Swim Wales | 26.80 | 586 | |
| 21. HERION Martin | 01 Liege Mosan | 26.82 | 584 | |
| 22. SIRBIKE Domas | 01 SV Nikar Heidelberg | 26.83 | 584 | |
| 23. PEDERSEN Nicklas Oestman | 02 Denmark Junior | 26.84 | 583 | |
| RICHARDS Owen | 01 Swim Wales | 26.84 | 583 | |
| 25. SOULARD Nathanael | 01 FFN Ouest | 26.92 | 578 | |
| 26. HEIDENREICH Tim | 01 Dresdner Delphine e.V. | 26.94 | 577 | |
| 27. FRANCKX Stan | 02 Flanders | 27.05 | 570 | |
| 28. AH WAN Hayden | 02 Plymouth Leander SC | 27.10 | 566 | |
| SCHULZ Sebastian | 01 SGS Hamburg | 27.10 | 566 | |
| 30. AH WAN Lenel | 02 Plymouth Leander SC | 27.22 | 559 | |
| 31. ALESSANDRI Giacomo | 02 Polisportiva Comunale Riccione | 27.31 | 554 | |
| 32. ROZENTALS Arnis Peteris | 01 BJSS Ridzene DSN | 27.33 | 552 | |
| 33. ASHLEY-SPARKS Freddie | 02 Plymouth Leander SC | 27.62 | 535 | |
| 34. HUTZLER Max | 02 Dresdner SC 1898 e.V. | 27.65 | 533 | |
| 35. ANDERSEN Christoffer H. | 02 Denmark Junior | 27.67 | 532 | |
| 36. BELSKIS Zenons | 01 BJSS Ridzene DSN | 27.72 | 529 | |
| SAUBER Bob | 01 Fed. Luxembourgeoise de Natation | 27.72 | 529 | |
| 38. THOMPSON Joseph | 02 Plymouth Leander SC | 27.73 | 529 | |
| 39. IVUSKANS Reinis Ricards | 02 BJSS Ridzene DSN | 27.78 | 526 | |
| 40. LANGLEY Lawrence | 01 Aalborg Svoemmeklub | 27.81 | 524 | |
| 41. MARINOV Petar | 02 SV Nikar Heidelberg | 27.85 | 522 | |
| 42. LISOVSKIS Aleksandrs | 02 BJSS Ridzene DSN | 27.98 | 515 | |
| 43. SOVJANI Davide | 01 AS Merano | 28.10 | 508 | |
| 44. NASINI Michele | 02 Polisportiva Comunale Riccione | 28.30 | 497 | * |
| 45. SKALSKI Maximilian | 02 TV 1843 Dillenburg | 28.73 | 475 | * |
| 46. ANTONIN Felix | 01 Cercle des Nageurs de Sion | 28.93 | 466 | * |
| 47. MBAREK Sammy | 02 SC Neustadt/Weinstr. | 28.94 | 465 | * |
| DNS VALERIANI Lorenzo | 01 Dimensione Nuoto | | | |





Fédération Luxembourgeoise
de Natation et de Sauvetage

LUXEMBOURG


LET'S MAKE IT HAPPEN

21st Luxembourg Euro Meet 2019
Luxembourg, 25th - 27th January 2019

Event 10, Boys, 50m Butterfly, Prelim, Junior

| Rank | | YB | | Time | Pts | |
|-------|---------------------------|----|-----------------------------------|--------------|-----|---|
| DNS | ENDERS Lennart | 01 | SC Wiesbaden 1911 | | | |
| Youth | | | | | | |
| 1. | NICKELSEN Rasmus | 03 | Denmark Junior | 24.98 | 723 | B |
| 2. | TKACHUK Maksim | 03 | Lutsk | 26.44 | 610 | |
| 3. | SUE Jona Finn | 03 | Hannoverscher SV 1892 | 26.54 | 603 | |
| 4. | DALEIDEN CIUFERRI Ralph | 03 | Fed. Luxembourgeoise de Natation | 26.93 | 577 | |
| 5. | CANARELLI Baptiste | 03 | Collectif Nouvelle-Aquitaine | 26.96 | 575 | |
| 6. | HART James | 04 | Plymouth Leander SC | 27.07 | 568 | |
| 7. | GALLAGHER Dylan | 03 | Swim Wales | 27.11 | 566 | |
| 8. | GORDO Salvador | 03 | Plymouth Leander SC | 27.15 | 563 | |
| 9. | GUERIN Lucas | 04 | Collectif Nouvelle-Aquitaine | 27.44 | 546 | |
| 10. | EICHLER Adrian | 03 | SC Wiesbaden 1911 | 27.52 | 541 | |
| 11. | KOSTIKOV Yaroslav | 04 | Youth of Moscow | 27.84 | 522 | |
| 12. | DELBIANCO Diego | 03 | Polisportiva Comunale Riccione | 28.06 | 510 | |
| 13. | GILLARD Remi | 03 | Cercle Royal de Natation Arlonais | 28.09 | 509 | |
| 14. | DOMBROWA Yanick | 04 | VFL Gladbeck 1921 | 28.25 | 500 | |
| 15. | SONNENBERG Philipp | 04 | SC Neustadt/Weinstr. | 28.28 | 498 | |
| 16. | WASHBURN Finlay | 04 | Plymouth Leander SC | 28.30 | 497 | |
| 17. | WEIDERT Jo | 03 | Cercle Nautique Echternach | 28.38 | 493 | |
| | SIMAO NOGUEIRA Joao | 04 | Schwammclub Deifferdang | 28.38 | 493 | |
| 19. | SUCH Thijs Oscar | 03 | SC Wiesbaden 1911 | 28.49 | 487 | |
| 20. | GDANIEC Hubert | 04 | Plymouth Leander SC | 28.55 | 484 | |
| 21. | FERREIRA DO COUTO Goncalo | 04 | Cercle des Nageurs de Sion | 28.66 | 479 | |
| 22. | NAEF Marcel | 03 | Swim Team Lucerne | 28.74 | 475 | |
| 23. | SNIEDZE Ricards Janis | 03 | BJSS Ridzene DSN | 28.81 | 471 | |
| 24. | BERTUZZI Valentin | 04 | Herstalnatation | 29.01 | 462 | |
| 25. | LANNERS Nicolas | 04 | Fed. Luxembourgeoise de Natation | 29.20 | 453 | * |
| 26. | SMIT Luca | 03 | SC Wiesbaden 1911 | 29.29 | 449 | * |
| 27. | SCHMIDIGER Ian | 03 | Swim Team Lucerne | 29.35 | 446 | * |
| 28. | STIEF Fabio | 03 | SC Neustadt/Weinstr. | 29.63 | 433 | * |
| 29. | PIERRON Gauthier | 04 | CD54 Natation | 29.96 | 419 | * |
| DNS | LAVEN Henrik | 03 | SC Neustadt/Weinstr. | | | |





Fédération Luxembourgeoise
de Natation et de Sauvetage

LUXEMBOURG

LET'S MAKE IT HAPPEN

21st Luxembourg Euro Meet 2019
Luxembourg, 25th - 27th January 2019

2 - Friday afternoon

25.01.2019 - 16:30

Event 101 Women, 400m Medley 2005 and older
25.01.2019 - 17:00 sponsored by: BGL Results


| | | | | | |
|-----------------|---------|----------------|-----|------------|------------|
| Meet Record | 4:34.33 | HOSSZU Katinka | HUN | Luxembourg | 29.01.2016 |
| World Record | 4:26.36 | HOSSZU Katinka | HUN | Rio (BRA) | 06.08.2016 |
| European Record | 4:26.36 | HOSSZU Katinka | HUN | Rio (BRA) | 06.08.2016 |

Open 18 +: 5:21.15 / Junior 16 - 17: 5:37.00 / Youth 14 - 15: 5:48.00

Points: FINA 2018

| Rank | | | YB | | | | | Time | Pts | | | |
|------|-------------------------|---------|-------|----------------------------|---------|-------|-------|----------------|-------|-------|---------|-------|
| Open | | | | | | | | | | | | |
| 1. | HOSSZU Katinka | | 89 | Iron Swim | | | | 4:38.92 | 870 | | | |
| | 50m: | 29.42 | 29.42 | 150m: | 1:39.23 | 36.16 | 250m: | 2:54.94 | 40.00 | 350m: | 4:07.74 | 32.07 |
| | 100m: | 1:03.07 | 33.65 | 200m: | 2:14.94 | 35.71 | 300m: | 3:35.67 | 40.73 | 400m: | 4:38.92 | 31.18 |
| 2. | GLENISTER Michaela | | 02 | Swim England East Midlands | | | | 4:51.10 | 766 | | | |
| | 50m: | 30.93 | 30.93 | 150m: | 1:46.07 | 38.29 | 250m: | 3:04.19 | 41.05 | 350m: | 4:18.38 | 33.18 |
| | 100m: | 1:07.78 | 36.85 | 200m: | 2:23.14 | 37.07 | 300m: | 3:45.20 | 41.01 | 400m: | 4:51.10 | 32.72 |
| 3. | VILLESEN Katrine Bukh | | 00 | Aalborg Svoemmeklub | | | | 4:53.06 | 750 | | | |
| | 50m: | 30.41 | 30.41 | 150m: | 1:44.94 | 40.30 | 250m: | 3:04.98 | 41.85 | 350m: | 4:20.78 | 33.56 |
| | 100m: | 1:04.64 | 34.23 | 200m: | 2:23.13 | 38.19 | 300m: | 3:47.22 | 42.24 | 400m: | 4:53.06 | 32.28 |
| 4. | COLBERT Freya | | 04 | Swim England East Midlands | | | | 4:54.98 | 736 | | | |
| | 50m: | 30.70 | 30.70 | 150m: | 1:44.81 | 38.44 | 250m: | 3:04.81 | 42.01 | 350m: | 4:21.83 | 34.61 |
| | 100m: | 1:06.37 | 35.67 | 200m: | 2:22.80 | 37.99 | 300m: | 3:47.22 | 42.41 | 400m: | 4:54.98 | 33.15 |
| 5. | DUUS Mia Steen | | 01 | Denmark Senior | | | | 4:56.74 | 723 | | | |
| | 50m: | 30.12 | 30.12 | 150m: | 1:46.29 | 41.67 | 250m: | 3:07.36 | 41.86 | 350m: | 4:23.00 | 35.03 |
| | 100m: | 1:04.62 | 34.50 | 200m: | 2:25.50 | 39.21 | 300m: | 3:47.97 | 40.61 | 400m: | 4:56.74 | 33.74 |
| 6. | ERHART Samira Svea | | 99 | SC Wiesbaden 1911 | | | | 4:59.28 | 704 | | | |
| | 50m: | 31.28 | 31.28 | 150m: | 1:46.86 | 40.65 | 250m: | 3:07.63 | 42.24 | 350m: | 4:26.12 | 35.56 |
| | 100m: | 1:06.21 | 34.93 | 200m: | 2:25.39 | 38.53 | 300m: | 3:50.56 | 42.93 | 400m: | 4:59.28 | 33.16 |
| 7. | WIZARD Betsy | | 03 | Swim England East Midlands | | | | 4:59.31 | 704 | | | |
| | 50m: | 30.73 | 30.73 | 150m: | 1:45.11 | 39.39 | 250m: | 3:08.41 | 45.33 | 350m: | 4:27.03 | 33.96 |
| | 100m: | 1:05.72 | 34.99 | 200m: | 2:23.08 | 37.97 | 300m: | 3:53.07 | 44.66 | 400m: | 4:59.31 | 32.28 |
| 8. | PALLESEN Victoria Haahr | | 02 | Denmark Junior | | | | 5:02.98 | 679 | | | |
| | 50m: | 31.18 | 31.18 | 150m: | 1:47.79 | 40.34 | 250m: | 3:09.76 | 42.84 | 350m: | 4:28.57 | 35.77 |
| | 100m: | 1:07.45 | 36.27 | 200m: | 2:26.92 | 39.13 | 300m: | 3:52.80 | 43.04 | 400m: | 5:02.98 | 34.41 |
| 9. | FRANQUINET Ambre | | 04 | Liege Mosan | | | | 5:04.82 | 667 | | | |
| | 50m: | 31.27 | 31.27 | 150m: | 1:49.45 | 41.34 | 250m: | 3:10.71 | 42.21 | 350m: | 4:30.22 | 36.21 |
| | 100m: | 1:08.11 | 36.84 | 200m: | 2:28.50 | 39.05 | 300m: | 3:54.01 | 43.30 | 400m: | 5:04.82 | 34.60 |
| 10. | HUBER Annika | | 03 | VFL Sindelfingen | | | | 5:07.74 | 648 | | | |
| | 50m: | 31.89 | 31.89 | 150m: | 1:51.47 | 41.01 | 250m: | 3:13.17 | 42.12 | 350m: | 4:33.19 | 36.60 |
| | 100m: | 1:10.46 | 38.57 | 200m: | 2:31.05 | 39.58 | 300m: | 3:56.59 | 43.42 | 400m: | 5:07.74 | 34.55 |
| 11. | MALUKA Ieva | | 03 | BJSS Ridzene DSN | | | | 5:08.39 | 644 | | | |
| | 50m: | 33.01 | 33.01 | 150m: | 1:52.97 | 41.72 | 250m: | 3:16.59 | 42.53 | 350m: | 4:34.96 | 35.14 |
| | 100m: | 1:11.25 | 38.24 | 200m: | 2:34.06 | 41.09 | 300m: | 3:59.82 | 43.23 | 400m: | 5:08.39 | 33.43 |
| 12. | RIJKHOFF Lisa | | 01 | Aalborg Svoemmeklub | | | | 5:11.55 | 624 | | | |
| | 50m: | 30.44 | 30.44 | 150m: | 1:49.72 | 43.37 | 250m: | 3:15.93 | 44.02 | 350m: | 4:36.80 | 35.43 |
| | 100m: | 1:06.35 | 35.91 | 200m: | 2:31.91 | 42.19 | 300m: | 4:01.37 | 45.44 | 400m: | 5:11.55 | 34.75 |





Fédération Luxembourgeoise
de Natation et de Sauvetage

LUXEMBOURG


LET'S MAKE IT HAPPEN

21st Luxembourg Euro Meet 2019
Luxembourg, 25th - 27th January 2019

Event 101, Women, 400m Medley, Open

| Rank | | | | YB | | | | Time | Pts |
|------|-------------------------|---------|-------|-------|------------------------------|-------|-------|----------------|-------|
| 13. | JUNG Maike | | | 02 | Swimteam Heddos | | | 5:12.96 | 616 |
| | 50m: | 32.89 | 32.89 | 150m: | 1:53.29 | 42.19 | 250m: | 3:17.90 | 42.58 |
| | 100m: | 1:11.10 | 38.21 | 200m: | 2:35.32 | 42.03 | 300m: | 4:00.92 | 43.02 |
| | | | | | | | 350m: | 4:37.82 | 36.90 |
| | | | | | | | 400m: | 5:12.96 | 35.14 |
| 14. | PETERSEN Sofie Theophil | | | 03 | Denmark Junior | | | 5:14.75 | 606 |
| | 50m: | 32.77 | 32.77 | 150m: | 1:51.12 | 39.28 | 250m: | 3:16.42 | 45.59 |
| | 100m: | 1:11.84 | 39.07 | 200m: | 2:30.83 | 39.71 | 300m: | 4:02.53 | 46.11 |
| | | | | | | | 350m: | 4:39.12 | 36.59 |
| | | | | | | | 400m: | 5:14.75 | 35.63 |
| 15. | DUPONT Zia | | | 02 | FFN Ouest | | | 5:15.65 | 600 |
| | 50m: | 32.42 | 32.42 | 150m: | 1:55.72 | 44.80 | 250m: | 3:19.44 | 41.00 |
| | 100m: | 1:10.92 | 38.50 | 200m: | 2:38.44 | 42.72 | 300m: | 4:02.20 | 42.76 |
| | | | | | | | 350m: | 4:40.23 | 38.03 |
| | | | | | | | 400m: | 5:15.65 | 35.42 |
| 16. | COLBERT Molly | | | 01 | Nova Centurion SC | | | 5:16.03 | 598 |
| | 50m: | 31.92 | 31.92 | 150m: | 1:51.17 | 42.23 | 250m: | 3:17.55 | 44.71 |
| | 100m: | 1:08.94 | 37.02 | 200m: | 2:32.84 | 41.67 | 300m: | 4:02.94 | 45.39 |
| | | | | | | | 350m: | 4:39.90 | 36.96 |
| | | | | | | | 400m: | 5:16.03 | 36.13 |
| 17. | HARISBOURE Ambre | | | 04 | Collectif Nouvelle-Aquitaine | | | 5:20.58 | 573 |
| | 50m: | 32.74 | 32.74 | 150m: | 1:52.70 | 41.74 | 250m: | 3:19.76 | 46.89 |
| | 100m: | 1:10.96 | 38.22 | 200m: | 2:32.87 | 40.17 | 300m: | 4:06.53 | 46.77 |
| | | | | | | | 350m: | 4:44.68 | 38.15 |
| | | | | | | | 400m: | 5:20.58 | 35.90 |
| 18. | SOERENSEN Karoline | | | 02 | Denmark Junior | | | 5:22.14 | 565 |
| | 50m: | 32.46 | 32.46 | 150m: | 1:49.87 | 38.45 | 250m: | 3:17.28 | 49.70 |
| | 100m: | 1:11.42 | 38.96 | 200m: | 2:27.58 | 37.71 | 300m: | 4:07.58 | 50.30 |
| | | | | | | | 350m: | 4:45.68 | 38.10 |
| | | | | | | | 400m: | 5:22.14 | 36.46 |
| 19. | SILANI Sofia | | | 05 | Dimensione Nuoto | | | 5:22.81 | 561 |
| | 50m: | 33.94 | 33.94 | 150m: | 1:56.72 | 43.03 | 250m: | 3:24.44 | 45.12 |
| | 100m: | 1:13.69 | 39.75 | 200m: | 2:39.32 | 42.60 | 300m: | 4:10.42 | 45.98 |
| | | | | | | | 350m: | 4:47.49 | 37.07 |
| | | | | | | | 400m: | 5:22.81 | 35.32 |
| 20. | GARNIER Juliette | | | 04 | Collectif Nouvelle-Aquitaine | | | 5:23.58 | 557 |
| | 50m: | 34.77 | 34.77 | 150m: | 1:57.52 | 43.22 | 250m: | 3:23.87 | 44.68 |
| | 100m: | 1:14.30 | 39.53 | 200m: | 2:39.19 | 41.67 | 300m: | 4:08.56 | 44.69 |
| | | | | | | | 350m: | 4:46.88 | 38.32 |
| | | | | | | | 400m: | 5:23.58 | 36.70 |
| 21. | OLESEN Ida | | | 03 | Aalborg Svoemmeklub | | | 5:24.26 | 554 |
| | 50m: | 34.75 | 34.75 | 150m: | 1:54.80 | 40.27 | 250m: | 3:21.61 | 47.24 |
| | 100m: | 1:14.53 | 39.78 | 200m: | 2:34.37 | 39.57 | 300m: | 4:08.28 | 46.67 |
| | | | | | | | 350m: | 4:47.06 | 38.78 |
| | | | | | | | 400m: | 5:24.26 | 37.20 |
| 22. | MAYE Misty | | | 02 | Cercle des Nageurs de Sion | | | 5:26.77 | 541 |
| | 50m: | 33.17 | 33.17 | 150m: | 1:55.92 | 43.17 | 250m: | 3:24.92 | 46.68 |
| | 100m: | 1:12.75 | 39.58 | 200m: | 2:38.24 | 42.32 | 300m: | 4:11.55 | 46.63 |
| | | | | | | | 350m: | 4:49.63 | 38.08 |
| | | | | | | | 400m: | 5:26.77 | 37.14 |
| 23. | ZWING Katharina | | | 05 | SSG Saar Max Ritter | | | 5:27.46 | 538 |
| | 50m: | 32.80 | 32.80 | 150m: | 1:55.22 | 44.09 | 250m: | 3:24.21 | 45.47 |
| | 100m: | 1:11.13 | 38.33 | 200m: | 2:38.74 | 43.52 | 300m: | 4:12.28 | 48.07 |
| | | | | | | | 350m: | 4:50.11 | 37.83 |
| | | | | | | | 400m: | 5:27.46 | 37.35 |
| 24. | SCHIMMEL Hilja | | | 03 | Team West | | | 5:30.36 | 524 |
| | 50m: | 31.11 | 31.11 | 150m: | 1:54.22 | 45.24 | 250m: | 3:24.67 | 46.98 |
| | 100m: | 1:08.98 | 37.87 | 200m: | 2:37.69 | 43.47 | 300m: | 4:12.09 | 47.42 |
| | | | | | | | 350m: | 4:52.38 | 40.29 |
| | | | | | | | 400m: | 5:30.36 | 37.98 |
| 25. | CUTILLO Lena | | | 03 | Liege Mosan | | | 5:31.19 | 520 |
| | 50m: | 34.37 | 34.37 | 150m: | 1:57.47 | 43.58 | 250m: | 3:27.79 | 48.20 |
| | 100m: | 1:13.89 | 39.52 | 200m: | 2:39.59 | 42.12 | 300m: | 4:16.00 | 48.21 |
| | | | | | | | 350m: | 4:54.64 | 38.64 |
| | | | | | | | 400m: | 5:31.19 | 36.55 |
| 26. | STRUZZI Giulia | | | 04 | Dimensione Nuoto | | | 5:32.11 | 515 |
| | 50m: | 34.53 | 34.53 | 150m: | 1:58.94 | 44.30 | 250m: | 3:29.15 | 47.79 |
| | 100m: | 1:14.64 | 40.11 | 200m: | 2:41.36 | 42.42 | 300m: | 4:17.01 | 47.86 |
| | | | | | | | 350m: | 4:55.51 | 38.50 |
| | | | | | | | 400m: | 5:32.11 | 36.60 |
| 27. | VOGELMANN Joelle | | | 05 | SV Nikar Heidelberg | | | 5:33.44 | 509 |
| | 50m: | 34.30 | 34.30 | 150m: | 2:01.86 | 45.40 | 250m: | 3:30.72 | 45.57 |
| | 100m: | 1:16.46 | 42.16 | 200m: | 2:45.15 | 43.29 | 300m: | 4:17.28 | 46.56 |
| | | | | | | | 350m: | 4:56.25 | 38.97 |
| | | | | | | | 400m: | 5:33.44 | 37.19 |





Fédération Luxembourgeoise
de Natation et de Sauvetage

LUXEMBOURG

LET'S MAKE IT HAPPEN

21st Luxembourg Euro Meet 2019
Luxembourg, 25th - 27th January 2019

Event 101, Women, 400m Medley, Open

| Rank | YB | | | | Time | Pts |
|------|---------------------|---------------------|--------------------------------|---------------------|-------|-----|
| 28. | MUELLER Jolina | 04 | SOG Saar Max Ritter | 5:37.00 | 493 | |
| | 50m: 35.47 35.47 | 150m: 2:02.79 43.82 | 250m: 3:31.38 46.34 | 350m: 4:59.08 40.87 | | |
| | 100m: 1:18.97 43.50 | 200m: 2:45.04 42.25 | 300m: 4:18.21 46.83 | 400m: 5:37.00 37.92 | | |
| 29. | HARTMANN Luisa | 04 | SC Neustadt/Weinstr. | 5:37.94 | 489 | |
| | 50m: 34.40 34.40 | 150m: 2:02.99 45.80 | 250m: 3:33.66 46.76 | 350m: 5:01.37 39.63 | | |
| | 100m: 1:17.19 42.79 | 200m: 2:46.90 43.91 | 300m: 4:21.74 48.08 | 400m: 5:37.94 36.57 | | |
| 30. | GUARNACCIA Soledad | 03 | Club Nautique du Val de Fensch | 5:39.48 | 483 * | |
| | 50m: 34.15 34.15 | 150m: 2:02.70 47.03 | 250m: 3:35.82 47.72 | 350m: 5:02.45 38.12 | | |
| | 100m: 1:15.67 41.52 | 200m: 2:48.10 45.40 | 300m: 4:24.33 48.51 | 400m: 5:39.48 37.03 | | |
| 31. | KILDAHL Sarah | 04 | Aarhus Swim | 5:41.04 | 476 | |
| | 50m: 34.17 34.17 | 150m: 2:02.85 47.01 | 250m: 3:31.63 44.87 | 350m: 5:00.94 42.57 | | |
| | 100m: 1:15.84 41.67 | 200m: 2:46.76 43.91 | 300m: 4:18.37 46.74 | 400m: 5:41.04 40.10 | | |
| 32. | SAUDRAIS Svetlana | 04 | FFN Ouest | 5:41.36 | 475 | |
| | 50m: 32.79 32.79 | 150m: 1:57.19 43.47 | 250m: 3:31.59 53.35 | 350m: 5:03.99 38.21 | | |
| | 100m: 1:13.72 40.93 | 200m: 2:38.24 41.05 | 300m: 4:25.78 54.19 | 400m: 5:41.36 37.37 | | |
| 33. | FORSON Kaya | 02 | Ghana Swimming | 5:45.39 | 458 * | |
| | 50m: 35.08 35.08 | 150m: 2:03.70 45.51 | 250m: 3:37.42 50.45 | 350m: 5:08.13 38.84 | | |
| | 100m: 1:18.19 43.11 | 200m: 2:46.97 43.27 | 300m: 4:29.29 51.87 | 400m: 5:45.39 37.26 | | |
| DNS | DAVIES Erin | 03 | Swim Wales | | | |
| DNS | MAJOR Scarlet | 03 | Swim Wales | | | |
| DNS | SCHNEIDER Mara | 02 | SG Rhein-Mosel | | | |
| DNS | FORSON Zaira | 05 | Ghana Swimming | | | |

Junior

| | | | | | |
|----|-------------------------|---------------------|----------------------------|---------------------|-----|
| 1. | GLENISTER Michaela | 02 | Swim England East Midlands | 4:51.10 | 766 |
| | 50m: 30.93 30.93 | 150m: 1:46.07 38.29 | 250m: 3:04.19 41.05 | 350m: 4:18.38 33.18 | |
| | 100m: 1:07.78 36.85 | 200m: 2:23.14 37.07 | 300m: 3:45.20 41.01 | 400m: 4:51.10 32.72 | |
| 2. | WIZARD Betsy | 03 | Swim England East Midlands | 4:59.31 | 704 |
| | 50m: 30.73 30.73 | 150m: 1:45.11 39.39 | 250m: 3:08.41 45.33 | 350m: 4:27.03 33.96 | |
| | 100m: 1:05.72 34.99 | 200m: 2:23.08 37.97 | 300m: 3:53.07 44.66 | 400m: 4:59.31 32.28 | |
| 3. | PALLESEN Victoria Haahr | 02 | Denmark Junior | 5:02.98 | 679 |
| | 50m: 31.18 31.18 | 150m: 1:47.79 40.34 | 250m: 3:09.76 42.84 | 350m: 4:28.57 35.77 | |
| | 100m: 1:07.45 36.27 | 200m: 2:26.92 39.13 | 300m: 3:52.80 43.04 | 400m: 5:02.98 34.41 | |
| 4. | HUBER Annika | 03 | VFL Sindelfingen | 5:07.74 | 648 |
| | 50m: 31.89 31.89 | 150m: 1:51.47 41.01 | 250m: 3:13.17 42.12 | 350m: 4:33.19 36.60 | |
| | 100m: 1:10.46 38.57 | 200m: 2:31.05 39.58 | 300m: 3:56.59 43.42 | 400m: 5:07.74 34.55 | |
| 5. | MALUKA Ieva | 03 | BJSS Ridzene DSN | 5:08.39 | 644 |
| | 50m: 33.01 33.01 | 150m: 1:52.97 41.72 | 250m: 3:16.59 42.53 | 350m: 4:34.96 35.14 | |
| | 100m: 1:11.25 38.24 | 200m: 2:34.06 41.09 | 300m: 3:59.82 43.23 | 400m: 5:08.39 33.43 | |
| 6. | JUNG Maike | 02 | Swimteam Heddes | 5:12.96 | 616 |
| | 50m: 32.89 32.89 | 150m: 1:53.29 42.19 | 250m: 3:17.90 42.58 | 350m: 4:37.82 36.90 | |
| | 100m: 1:11.10 38.21 | 200m: 2:35.32 42.03 | 300m: 4:00.92 43.02 | 400m: 5:12.96 35.14 | |
| 7. | PETERSEN Sofie Theophil | 03 | Denmark Junior | 5:14.75 | 606 |
| | 50m: 32.77 32.77 | 150m: 1:51.12 39.28 | 250m: 3:16.42 45.59 | 350m: 4:39.12 36.59 | |
| | 100m: 1:11.84 39.07 | 200m: 2:30.83 39.71 | 300m: 4:02.53 46.11 | 400m: 5:14.75 35.63 | |





Fédération Luxembourgeoise
de Natation et de Sauvetage

LUXEMBOURG

LET'S MAKE IT HAPPEN

21st Luxembourg Euro Meet 2019
Luxembourg, 25th - 27th January 2019

Event 101, Women, 400m Medley, Junior

| Rank | | | YB | | | | | Time | Pts | |
|------|--------------------|---------------|-------|--------------------------------|-------|---------------|-------|----------------|-------|--|
| 8. | DUPONT Zia | | 02 | FFN Ouest | | | | 5:15.65 | 600 | |
| | 50m: | 32.42 32.42 | 150m: | 1:55.72 44.80 | 250m: | 3:19.44 41.00 | 350m: | 4:40.23 38.03 | | |
| | 100m: | 1:10.92 38.50 | 200m: | 2:38.44 42.72 | 300m: | 4:02.20 42.76 | 400m: | 5:15.65 35.42 | | |
| 9. | SOERENSEN Karoline | | 02 | Denmark Junior | | | | 5:22.14 | 565 | |
| | 50m: | 32.46 32.46 | 150m: | 1:49.87 38.45 | 250m: | 3:17.28 49.70 | 350m: | 4:45.68 38.10 | | |
| | 100m: | 1:11.42 38.96 | 200m: | 2:27.58 37.71 | 300m: | 4:07.58 50.30 | 400m: | 5:22.14 36.46 | | |
| 10. | OLESEN Ida | | 03 | Aalborg Svoemmeklub | | | | 5:24.26 | 554 | |
| | 50m: | 34.75 34.75 | 150m: | 1:54.80 40.27 | 250m: | 3:21.61 47.24 | 350m: | 4:47.06 38.78 | | |
| | 100m: | 1:14.53 39.78 | 200m: | 2:34.37 39.57 | 300m: | 4:08.28 46.67 | 400m: | 5:24.26 37.20 | | |
| 11. | MAYE Misty | | 02 | Cercle des Nageurs de Sion | | | | 5:26.77 | 541 | |
| | 50m: | 33.17 33.17 | 150m: | 1:55.92 43.17 | 250m: | 3:24.92 46.68 | 350m: | 4:49.63 38.08 | | |
| | 100m: | 1:12.75 39.58 | 200m: | 2:38.24 42.32 | 300m: | 4:11.55 46.63 | 400m: | 5:26.77 37.14 | | |
| 12. | SCHIMMEL Hilja | | 03 | Team West | | | | 5:30.36 | 524 | |
| | 50m: | 31.11 31.11 | 150m: | 1:54.22 45.24 | 250m: | 3:24.67 46.98 | 350m: | 4:52.38 40.29 | | |
| | 100m: | 1:08.98 37.87 | 200m: | 2:37.69 43.47 | 300m: | 4:12.09 47.42 | 400m: | 5:30.36 37.98 | | |
| 13. | CUTILLO Lena | | 03 | Liege Mosan | | | | 5:31.19 | 520 | |
| | 50m: | 34.37 34.37 | 150m: | 1:57.47 43.58 | 250m: | 3:27.79 48.20 | 350m: | 4:54.64 38.64 | | |
| | 100m: | 1:13.89 39.52 | 200m: | 2:39.59 42.12 | 300m: | 4:16.00 48.21 | 400m: | 5:31.19 36.55 | | |
| 14. | GUARNACCIA Soledad | | 03 | Club Nautique du Val de Fensch | | | | 5:39.48 | 483 * | |
| | 50m: | 34.15 34.15 | 150m: | 2:02.70 47.03 | 250m: | 3:35.82 47.72 | 350m: | 5:02.45 38.12 | | |
| | 100m: | 1:15.67 41.52 | 200m: | 2:48.10 45.40 | 300m: | 4:24.33 48.51 | 400m: | 5:39.48 37.03 | | |
| 15. | FORSON Kaya | | 02 | Ghana Swimming | | | | 5:45.39 | 458 * | |
| | 50m: | 35.08 35.08 | 150m: | 2:03.70 45.51 | 250m: | 3:37.42 50.45 | 350m: | 5:08.13 38.84 | | |
| | 100m: | 1:18.19 43.11 | 200m: | 2:46.97 43.27 | 300m: | 4:29.29 51.87 | 400m: | 5:45.39 37.26 | | |
| DNS | DAVIES Erin | | 03 | Swim Wales | | | | | | |
| DNS | MAJOR Scarlet | | 03 | Swim Wales | | | | | | |
| DNS | SCHNEIDER Mara | | 02 | SG Rhein-Mosel | | | | | | |

Youth

| | | | | | | | | | | |
|----|------------------|---------------|-------|------------------------------|-------|---------------|-------|----------------|-----|--|
| 1. | COLBERT Freya | | 04 | Swim England East Midlands | | | | 4:54.98 | 736 | |
| | 50m: | 30.70 30.70 | 150m: | 1:44.81 38.44 | 250m: | 3:04.81 42.01 | 350m: | 4:21.83 34.61 | | |
| | 100m: | 1:06.37 35.67 | 200m: | 2:22.80 37.99 | 300m: | 3:47.22 42.41 | 400m: | 4:54.98 33.15 | | |
| 2. | FRANQUINET Ambre | | 04 | Liege Mosan | | | | 5:04.82 | 667 | |
| | 50m: | 31.27 31.27 | 150m: | 1:49.45 41.34 | 250m: | 3:10.71 42.21 | 350m: | 4:30.22 36.21 | | |
| | 100m: | 1:08.11 36.84 | 200m: | 2:28.50 39.05 | 300m: | 3:54.01 43.30 | 400m: | 5:04.82 34.60 | | |
| 3. | HARISBOURE Ambre | | 04 | Collectif Nouvelle-Aquitaine | | | | 5:20.58 | 573 | |
| | 50m: | 32.74 32.74 | 150m: | 1:52.70 41.74 | 250m: | 3:19.76 46.89 | 350m: | 4:44.68 38.15 | | |
| | 100m: | 1:10.96 38.22 | 200m: | 2:32.87 40.17 | 300m: | 4:06.53 46.77 | 400m: | 5:20.58 35.90 | | |
| 4. | SILANI Sofia | | 05 | Dimensione Nuoto | | | | 5:22.81 | 561 | |
| | 50m: | 33.94 33.94 | 150m: | 1:56.72 43.03 | 250m: | 3:24.44 45.12 | 350m: | 4:47.49 37.07 | | |
| | 100m: | 1:13.69 39.75 | 200m: | 2:39.32 42.60 | 300m: | 4:10.42 45.98 | 400m: | 5:22.81 35.32 | | |
| 5. | GARNIER Juliette | | 04 | Collectif Nouvelle-Aquitaine | | | | 5:23.58 | 557 | |
| | 50m: | 34.77 34.77 | 150m: | 1:57.52 43.22 | 250m: | 3:23.87 44.68 | 350m: | 4:46.88 38.32 | | |
| | 100m: | 1:14.30 39.53 | 200m: | 2:39.19 41.67 | 300m: | 4:08.56 44.69 | 400m: | 5:23.58 36.70 | | |
| 6. | ZWING Katharina | | 05 | SSG Saar Max Ritter | | | | 5:27.46 | 538 | |
| | 50m: | 32.80 32.80 | 150m: | 1:55.22 44.09 | 250m: | 3:24.21 45.47 | 350m: | 4:50.11 37.83 | | |
| | 100m: | 1:11.13 38.33 | 200m: | 2:38.74 43.52 | 300m: | 4:12.28 48.07 | 400m: | 5:27.46 37.35 | | |





Fédération Luxembourgeoise
de Natation et de Sauvetage

LUXEMBOURG


LET'S MAKE IT HAPPEN

21st Luxembourg Euro Meet 2019
Luxembourg, 25th - 27th January 2019

Event 101, Girls, 400m Medley, Youth

| Rank | | | YB | | | Time | | | Pts | | | |
|------|-------------------|---------|-------|----------------------|---------|----------------|-------|---------|-------|-------|---------|-------|
| 7. | STRUZZI Giulia | | 04 | Dimensione Nuoto | | 5:32.11 | | | 515 | | | |
| | 50m: | 34.53 | 34.53 | 150m: | 1:58.94 | 44.30 | 250m: | 3:29.15 | 47.79 | 350m: | 4:55.51 | 38.50 |
| | 100m: | 1:14.64 | 40.11 | 200m: | 2:41.36 | 42.42 | 300m: | 4:17.01 | 47.86 | 400m: | 5:32.11 | 36.60 |
| 8. | VOGELMANN Joelle | | 05 | SV Nikar Heidelberg | | 5:33.44 | | | 509 | | | |
| | 50m: | 34.30 | 34.30 | 150m: | 2:01.86 | 45.40 | 250m: | 3:30.72 | 45.57 | 350m: | 4:56.25 | 38.97 |
| | 100m: | 1:16.46 | 42.16 | 200m: | 2:45.15 | 43.29 | 300m: | 4:17.28 | 46.56 | 400m: | 5:33.44 | 37.19 |
| 9. | MUELLER Jolina | | 04 | SSG Saar Max Ritter | | 5:37.00 | | | 493 | | | |
| | 50m: | 35.47 | 35.47 | 150m: | 2:02.79 | 43.82 | 250m: | 3:31.38 | 46.34 | 350m: | 4:59.08 | 40.87 |
| | 100m: | 1:18.97 | 43.50 | 200m: | 2:45.04 | 42.25 | 300m: | 4:18.21 | 46.83 | 400m: | 5:37.00 | 37.92 |
| 10. | HARTMANN Luisa | | 04 | SC Neustadt/Weinstr. | | 5:37.94 | | | 489 | | | |
| | 50m: | 34.40 | 34.40 | 150m: | 2:02.99 | 45.80 | 250m: | 3:33.66 | 46.76 | 350m: | 5:01.37 | 39.63 |
| | 100m: | 1:17.19 | 42.79 | 200m: | 2:46.90 | 43.91 | 300m: | 4:21.74 | 48.08 | 400m: | 5:37.94 | 36.57 |
| 11. | KILDAHL Sarah | | 04 | Aarhus Swim | | 5:41.04 | | | 476 | | | |
| | 50m: | 34.17 | 34.17 | 150m: | 2:02.85 | 47.01 | 250m: | 3:31.63 | 44.87 | 350m: | 5:00.94 | 42.57 |
| | 100m: | 1:15.84 | 41.67 | 200m: | 2:46.76 | 43.91 | 300m: | 4:18.37 | 46.74 | 400m: | 5:41.04 | 40.10 |
| 12. | SAUDRAIS Svetlana | | 04 | FFN Ouest | | 5:41.36 | | | 475 | | | |
| | 50m: | 32.79 | 32.79 | 150m: | 1:57.19 | 43.47 | 250m: | 3:31.59 | 53.35 | 350m: | 5:03.99 | 38.21 |
| | 100m: | 1:13.72 | 40.93 | 200m: | 2:38.24 | 41.05 | 300m: | 4:25.78 | 54.19 | 400m: | 5:41.36 | 37.37 |
| DNS | FORSON Zaira | | 05 | Ghana Swimming | | | | | | | | |





Fédération Luxembourgeoise
de Natation et de Sauvetage

LUXEMBOURG

LET'S MAKE IT HAPPEN

21st Luxembourg Euro Meet 2019
Luxembourg, 25th - 27th January 2019

Event 102 Men, 400m Medley 2004 and older
25.01.2019 - 17:08 sponsored by: BGL Results


| | | | | | |
|-----------------|---------|----------------|-----|---------------|------------|
| Meet Record | 4:16.65 | LITCHFIELD Max | GBR | Luxembourg | 27.01.2017 |
| World Record | 4:03.84 | PHELPS Michael | USA | Beijing (CHN) | 10.08.2008 |
| European Record | 4:06.16 | CSEH Laszlo | HUN | Beijing (CHN) | 10.08.2008 |

Open 19 +: 4:50.85 / Junior 17 - 18: 5:07.80 / Youth 15 - 16: 5:17.90

Points: FINA 2018

| Rank | YB | | | Time | | | | Pts | |
|-------------|-----------------------------|-------|---------------|--------------------------------------|---------------|-------|---------------|----------------|------------|
| Open | | | | | | | | | |
| 1. | VERRASZTO David | | | 88 Team Hungary | | | | 4:18.36 | 840 |
| | 50m: 28.09 | 28.09 | 150m: 1:32.97 | 33.02 | 250m: 2:41.92 | 35.96 | 350m: 3:49.12 | 31.07 | |
| | 100m: 59.95 | 31.86 | 200m: 2:05.96 | 32.99 | 300m: 3:18.05 | 36.13 | 400m: 4:18.36 | 29.24 | |
| 2. | SHEMBEREV Maksym | | | 93 Azerbaijan | | | | 4:23.19 | 795 |
| | 50m: 28.25 | 28.25 | 150m: 1:34.96 | 34.95 | 250m: 2:45.50 | 36.24 | 350m: 3:53.19 | 31.41 | |
| | 100m: 1:00.01 | 31.76 | 200m: 2:09.26 | 34.30 | 300m: 3:21.78 | 36.28 | 400m: 4:23.19 | 30.00 | |
| 3. | KNIPPING Arjan | | | 94 PSV | | | | 4:24.81 | 780 |
| | 50m: 27.87 | 27.87 | 150m: 1:35.07 | 34.84 | 250m: 2:46.20 | 36.06 | 350m: 3:54.48 | 32.10 | |
| | 100m: 1:00.23 | 32.36 | 200m: 2:10.14 | 35.07 | 300m: 3:22.38 | 36.18 | 400m: 4:24.81 | 30.33 | |
| 4. | ROMANCHUK Mykhaylo | | | 96 Energy Standard | | | | 4:24.99 | 779 |
| | 50m: 28.80 | 28.80 | 150m: 1:36.53 | 35.54 | 250m: 2:48.76 | 37.95 | 350m: 3:56.88 | 29.79 | |
| | 100m: 1:00.99 | 32.19 | 200m: 2:10.81 | 34.28 | 300m: 3:27.09 | 38.33 | 400m: 4:24.99 | 28.11 | |
| 5. | BRAUNBERGER Richard | | | 00 Hessischer Schwimm-Verband | | | | 4:29.21 | 743 |
| | 50m: 28.97 | 28.97 | 150m: 1:38.15 | 35.97 | 250m: 2:50.96 | 38.14 | 350m: 3:59.55 | 30.73 | |
| | 100m: 1:02.18 | 33.21 | 200m: 2:12.82 | 34.67 | 300m: 3:28.82 | 37.86 | 400m: 4:29.21 | 29.66 | |
| 6. | STUPIN Maxim | | | 00 Moscow Club | | | | 4:29.25 | 742 |
| | 50m: 27.50 | 27.50 | 150m: 1:34.86 | 34.80 | 250m: 2:46.32 | 37.36 | 350m: 3:57.56 | 32.61 | |
| | 100m: 1:00.06 | 32.56 | 200m: 2:08.96 | 34.10 | 300m: 3:24.95 | 38.63 | 400m: 4:29.25 | 31.69 | |
| 7. | MATTENET Emilien | | | 00 Charleville Mezieres | | | | 4:30.05 | 736 |
| | 50m: 28.65 | 28.65 | 150m: 1:37.02 | 34.72 | 250m: 2:48.99 | 38.13 | 350m: 3:59.98 | 31.61 | |
| | 100m: 1:02.30 | 33.65 | 200m: 2:10.86 | 33.84 | 300m: 3:28.37 | 39.38 | 400m: 4:30.05 | 30.07 | |
| 8. | FLOHR Julius | | | 95 Hessischer Schwimm-Verband | | | | 4:33.56 | 708 |
| | 50m: 28.41 | 28.41 | 150m: 1:35.92 | 36.39 | 250m: 2:51.48 | 39.87 | 350m: 4:01.99 | 32.14 | |
| | 100m: 59.53 | 31.12 | 200m: 2:11.61 | 35.69 | 300m: 3:29.85 | 38.37 | 400m: 4:33.56 | 31.57 | |
| 9. | STROEBEK Lucas Bruun | | | 01 Denmark Junior | | | | 4:36.40 | 686 |
| | 50m: 29.15 | 29.15 | 150m: 1:39.29 | 35.96 | 250m: 2:54.06 | 39.09 | 350m: 4:06.60 | 31.86 | |
| | 100m: 1:03.33 | 34.18 | 200m: 2:14.97 | 35.68 | 300m: 3:34.74 | 40.68 | 400m: 4:36.40 | 29.80 | |
| 10. | ZIEMANN Felix | | | 97 SC Wiesbaden 1911 | | | | 4:36.77 | 683 |
| | 50m: 28.49 | 28.49 | 150m: 1:38.66 | 36.38 | 250m: 2:53.44 | 39.29 | 350m: 4:04.89 | 32.18 | |
| | 100m: 1:02.28 | 33.79 | 200m: 2:14.15 | 35.49 | 300m: 3:32.71 | 39.27 | 400m: 4:36.77 | 31.88 | |
| 11. | GADGAARD Mikkel | | | 99 Denmark Senior | | | | 4:37.06 | 681 |
| | 50m: 28.27 | 28.27 | 150m: 1:38.24 | 37.62 | 250m: 2:52.55 | 38.34 | 350m: 4:05.67 | 33.06 | |
| | 100m: 1:00.62 | 32.35 | 200m: 2:14.21 | 35.97 | 300m: 3:32.61 | 40.06 | 400m: 4:37.06 | 31.39 | |
| | SCHMIDT Danny | | | 01 Hessischer Schwimm-Verband | | | | 4:37.06 | 681 |
| | 50m: 28.83 | 28.83 | 150m: 1:39.28 | 36.96 | 250m: 2:56.07 | 41.46 | 350m: 4:07.70 | 31.85 | |
| | 100m: 1:02.32 | 33.49 | 200m: 2:14.61 | 35.33 | 300m: 3:35.85 | 39.78 | 400m: 4:37.06 | 29.36 | |
| 13. | DUDAS Daniel | | | 94 Iron Swim | | | | 4:38.02 | 674 |
| | 50m: 27.74 | 27.74 | 150m: 1:39.27 | 38.09 | 250m: 2:55.34 | 39.60 | 350m: 4:07.45 | 32.64 | |
| | 100m: 1:01.18 | 33.44 | 200m: 2:15.74 | 36.47 | 300m: 3:34.81 | 39.47 | 400m: 4:38.02 | 30.57 | |





Fédération Luxembourgeoise
de Natation et de Sauvetage

LUXEMBOURG

LET'S MAKE IT HAPPEN

21st Luxembourg Euro Meet 2019
Luxembourg, 25th - 27th January 2019

Event 102, Men, 400m Medley, Open

| Rank | | | | | YB | | | | | Time | Pts | |
|------|------------------------|---------|-------|-------|---------|-------------------------------|-------|---------|-------|----------------|---------|-------|
| 14. | ELLEGAARD Arthur Dalen | | | | 01 | Denmark Junior | | | | 4:38.28 | 672 | |
| | 50m: | 29.06 | 29.06 | 150m: | 1:39.61 | 37.45 | 250m: | 2:55.98 | 40.67 | 350m: | 4:08.15 | 31.66 |
| | 100m: | 1:02.16 | 33.10 | 200m: | 2:15.31 | 35.70 | 300m: | 3:36.49 | 40.51 | 400m: | 4:38.28 | 30.13 |
| 15. | CARNEIRO Joao | | | | 03 | Swimming Luxembourg | | | | 4:39.05 | 667 | |
| | 50m: | 28.85 | 28.85 | 150m: | 1:40.16 | 38.10 | 250m: | 2:55.17 | 38.25 | 350m: | 4:07.42 | 32.61 |
| | 100m: | 1:02.06 | 33.21 | 200m: | 2:16.92 | 36.76 | 300m: | 3:34.81 | 39.64 | 400m: | 4:39.05 | 31.63 |
| 16. | KOST Tim Dennis | | | | 02 | SV Nikar Heidelberg | | | | 4:40.46 | 657 | |
| | 50m: | 30.01 | 30.01 | 150m: | 1:40.58 | 36.69 | 250m: | 2:56.31 | 39.57 | 350m: | 4:08.54 | 34.23 |
| | 100m: | 1:03.89 | 33.88 | 200m: | 2:16.74 | 36.16 | 300m: | 3:34.31 | 38.00 | 400m: | 4:40.46 | 31.92 |
| 17. | REMY Tom | | | | 02 | Charleville Mezieres | | | | 4:41.97 | 646 | |
| | 50m: | 29.48 | 29.48 | 150m: | 1:40.61 | 37.61 | 250m: | 2:56.44 | 39.20 | 350m: | 4:09.79 | 33.85 |
| | 100m: | 1:03.00 | 33.52 | 200m: | 2:17.24 | 36.63 | 300m: | 3:35.94 | 39.50 | 400m: | 4:41.97 | 32.18 |
| 18. | HANSEN Andreas | | | | 00 | Denmark Senior | | | | 4:42.58 | 642 | |
| | 50m: | 27.43 | 27.43 | 150m: | 1:38.06 | 37.92 | 250m: | 2:54.86 | 40.05 | 350m: | 4:10.66 | 33.69 |
| | 100m: | 1:00.14 | 32.71 | 200m: | 2:14.81 | 36.75 | 300m: | 3:36.97 | 42.11 | 400m: | 4:42.58 | 31.92 |
| 19. | LE PAPE Thomas | | | | 03 | FFN Ouest | | | | 4:43.21 | 638 | |
| | 50m: | 29.95 | 29.95 | 150m: | 1:44.28 | 38.61 | 250m: | 3:01.14 | 39.52 | 350m: | 4:12.92 | 31.84 |
| | 100m: | 1:05.67 | 35.72 | 200m: | 2:21.62 | 37.34 | 300m: | 3:41.08 | 39.94 | 400m: | 4:43.21 | 30.29 |
| 20. | MANETSCH Lucas | | | | 96 | Schwimmclub Uster Wallisellen | | | | 4:43.47 | 636 | |
| | 50m: | 29.72 | 29.72 | 150m: | 1:42.56 | 37.97 | 250m: | 2:58.28 | 38.17 | 350m: | 4:11.87 | 33.64 |
| | 100m: | 1:04.59 | 34.87 | 200m: | 2:20.11 | 37.55 | 300m: | 3:38.23 | 39.95 | 400m: | 4:43.47 | 31.60 |
| 21. | NISSEN Jakob Strunge | | | | 02 | Denmark Junior | | | | 4:44.37 | 630 | |
| | 50m: | 28.83 | 28.83 | 150m: | 1:40.38 | 36.64 | 250m: | 2:58.23 | 42.57 | 350m: | 4:13.44 | 32.25 |
| | 100m: | 1:03.74 | 34.91 | 200m: | 2:15.66 | 35.28 | 300m: | 3:41.19 | 42.96 | 400m: | 4:44.37 | 30.93 |
| 22. | SUENKEL Rafael | | | | 02 | Dresdner SC 1898 e.V. | | | | 4:44.42 | 630 | |
| | 50m: | 28.81 | 28.81 | 150m: | 1:40.49 | 37.81 | 250m: | 2:58.68 | 41.57 | 350m: | 4:13.69 | 33.55 |
| | 100m: | 1:02.68 | 33.87 | 200m: | 2:17.11 | 36.62 | 300m: | 3:40.14 | 41.46 | 400m: | 4:44.42 | 30.73 |
| 23. | ZDZIEBLO Piotr | | | | 02 | WKS Slask | | | | 4:46.64 | 615 | |
| | 50m: | 29.26 | 29.26 | 150m: | 1:39.74 | 37.21 | 250m: | 2:58.89 | 41.72 | 350m: | 4:14.21 | 33.54 |
| | 100m: | 1:02.53 | 33.27 | 200m: | 2:17.17 | 37.43 | 300m: | 3:40.67 | 41.78 | 400m: | 4:46.64 | 32.43 |
| 24. | BEAMER Thomas | | | | 02 | Swim England East Midlands | | | | 4:47.78 | 608 | |
| | 50m: | 29.48 | 29.48 | 150m: | 1:40.93 | 37.07 | 250m: | 3:00.63 | 43.20 | 350m: | 4:16.72 | 32.33 |
| | 100m: | 1:03.86 | 34.38 | 200m: | 2:17.43 | 36.50 | 300m: | 3:44.39 | 43.76 | 400m: | 4:47.78 | 31.06 |
| 25. | PLOWMAN Archie | | | | 01 | Swim England East Midlands | | | | 4:48.75 | 602 | |
| | 50m: | 28.99 | 28.99 | 150m: | 1:40.90 | 38.01 | 250m: | 2:59.45 | 41.14 | 350m: | 4:16.30 | 33.43 |
| | 100m: | 1:02.89 | 33.90 | 200m: | 2:18.31 | 37.41 | 300m: | 3:42.87 | 43.42 | 400m: | 4:48.75 | 32.45 |
| 26. | HOELBLING Alexander | | | | 01 | ATUS Knittelfeld | | | | 4:49.60 | 596 | |
| | 50m: | 29.17 | 29.17 | 150m: | 1:42.96 | 38.09 | 250m: | 3:01.53 | 41.78 | 350m: | 4:17.93 | 33.82 |
| | 100m: | 1:04.87 | 35.70 | 200m: | 2:19.75 | 36.79 | 300m: | 3:44.11 | 42.58 | 400m: | 4:49.60 | 31.67 |
| 27. | GALLAGHER Dylan | | | | 03 | Swim Wales | | | | 4:50.15 | 593 | |
| | 50m: | 30.19 | 30.19 | 150m: | 1:43.51 | 38.91 | 250m: | 3:01.89 | 40.13 | 350m: | 4:17.59 | 35.32 |
| | 100m: | 1:04.60 | 34.41 | 200m: | 2:21.76 | 38.25 | 300m: | 3:42.27 | 40.38 | 400m: | 4:50.15 | 32.56 |
| 28. | SKRYDSTRUP Aksel | | | | 01 | Aarhus Swim | | | | 4:51.72 | 584 | |
| | 50m: | 30.85 | 30.85 | 150m: | 1:48.16 | 40.10 | 250m: | 3:04.78 | 37.93 | 350m: | 4:18.30 | 34.62 |
| | 100m: | 1:08.06 | 37.21 | 200m: | 2:26.85 | 38.69 | 300m: | 3:43.68 | 38.90 | 400m: | 4:51.72 | 33.42 |





Fédération Luxembourgeoise
de Natation et de Sauvetage

LUXEMBOURG

LET'S MAKE IT HAPPEN

21st Luxembourg Euro Meet 2019
Luxembourg, 25th - 27th January 2019

Event 102, Men, 400m Medley, Open

| Rank | | | YB | | | | | Time | Pts |
|------|----------------------|-------|---------------|--------------------------------|---------------|-------|---------------|----------------|-------|
| 29. | SPEAKMAN Zachariah | | 02 | Swim Wales | | | | 4:52.58 | 578 |
| | 50m: 29.65 | 29.65 | 150m: 1:42.23 | 38.14 | 250m: 3:01.63 | 41.69 | 350m: 4:18.94 | 34.47 | |
| | 100m: 1:04.09 | 34.44 | 200m: 2:19.94 | 37.71 | 300m: 3:44.47 | 42.84 | 400m: 4:52.58 | 33.64 | |
| 30. | PREECE Aron | | 99 | Nova Centurion SC | | | | 4:55.70 | 560 * |
| | 50m: 29.82 | 29.82 | 150m: 1:45.95 | 40.79 | 250m: 3:07.53 | 42.74 | 350m: 4:23.97 | 34.25 | |
| | 100m: 1:05.16 | 35.34 | 200m: 2:24.79 | 38.84 | 300m: 3:49.72 | 42.19 | 400m: 4:55.70 | 31.73 | |
| 31. | SCHMIDT Marten | | 02 | SSG Saar Max Ritter | | | | 4:58.32 | 546 |
| | 50m: 29.88 | 29.88 | 150m: 1:46.93 | 41.64 | 250m: 3:08.30 | 40.80 | 350m: 4:24.89 | 34.40 | |
| | 100m: 1:05.29 | 35.41 | 200m: 2:27.50 | 40.57 | 300m: 3:50.49 | 42.19 | 400m: 4:58.32 | 33.43 | |
| 32. | PAZDUR Dorian | | 03 | CD54 Natation | | | | 4:59.83 | 537 |
| | 50m: 29.88 | 29.88 | 150m: 1:43.71 | 38.81 | 250m: 3:05.34 | 44.49 | 350m: 4:25.45 | 35.20 | |
| | 100m: 1:04.90 | 35.02 | 200m: 2:20.85 | 37.14 | 300m: 3:50.25 | 44.91 | 400m: 4:59.83 | 34.38 | |
| 33. | SKALSKI Maximilian | | 02 | TV 1843 Dillenburg | | | | 5:00.33 | 535 |
| | 50m: 29.97 | 29.97 | 150m: 1:47.16 | 41.05 | 250m: 3:08.34 | 42.11 | 350m: 4:25.92 | 35.63 | |
| | 100m: 1:06.11 | 36.14 | 200m: 2:26.23 | 39.07 | 300m: 3:50.29 | 41.95 | 400m: 5:00.33 | 34.41 | |
| 34. | PIERON Gauthier | | 04 | CD54 Natation | | | | 5:00.87 | 532 |
| | 50m: 31.32 | 31.32 | 150m: 1:48.26 | 40.21 | 250m: 3:09.72 | 42.34 | 350m: 4:27.43 | 34.52 | |
| | 100m: 1:08.05 | 36.73 | 200m: 2:27.38 | 39.12 | 300m: 3:52.91 | 43.19 | 400m: 5:00.87 | 33.44 | |
| 35. | GANSS Julius | | 02 | SV Nikar Heidelberg | | | | 5:01.12 | 531 |
| | 50m: 30.72 | 30.72 | 150m: 1:48.36 | 41.50 | 250m: 3:10.10 | 41.73 | 350m: 4:27.58 | 34.97 | |
| | 100m: 1:06.86 | 36.14 | 200m: 2:28.37 | 40.01 | 300m: 3:52.61 | 42.51 | 400m: 5:01.12 | 33.54 | |
| 36. | VARELA Aslak | | 03 | Plymouth Leander SC | | | | 5:03.60 | 518 |
| | 50m: 30.74 | 30.74 | 150m: 1:48.10 | 41.15 | 250m: 3:10.63 | 42.03 | 350m: 4:28.74 | 36.24 | |
| | 100m: 1:06.95 | 36.21 | 200m: 2:28.60 | 40.50 | 300m: 3:52.50 | 41.87 | 400m: 5:03.60 | 34.86 | |
| 37. | SCHWICK Maximilian | | 04 | Dresdner SC 1898 e.V. | | | | 5:03.70 | 517 |
| | 50m: 30.48 | 30.48 | 150m: 1:48.01 | 42.03 | 250m: 3:12.16 | 44.15 | 350m: 4:31.14 | 34.33 | |
| | 100m: 1:05.98 | 35.50 | 200m: 2:28.01 | 40.00 | 300m: 3:56.81 | 44.65 | 400m: 5:03.70 | 32.56 | |
| 38. | NORTH Oscar | | 03 | Plymouth Leander SC | | | | 5:04.08 | 515 |
| | 50m: 29.85 | 29.85 | 150m: 1:45.19 | 40.36 | 250m: 3:09.34 | 45.13 | 350m: 4:29.95 | 35.14 | |
| | 100m: 1:04.83 | 34.98 | 200m: 2:24.21 | 39.02 | 300m: 3:54.81 | 45.47 | 400m: 5:04.08 | 34.13 | |
| 39. | MARCHER Lucas | | 02 | Club Nautique du Val de Fensch | | | | 5:05.26 | 509 |
| | 50m: 32.27 | 32.27 | 150m: 1:49.32 | 39.57 | 250m: 3:10.72 | 42.26 | 350m: 4:31.00 | 36.63 | |
| | 100m: 1:09.75 | 37.48 | 200m: 2:28.46 | 39.14 | 300m: 3:54.37 | 43.65 | 400m: 5:05.26 | 34.26 | |
| 40. | ANTONIN Felix | | 01 | Cercle des Nageurs de Sion | | | | 5:21.28 | 437 * |
| | 50m: 30.75 | 30.75 | 150m: 1:50.12 | 42.81 | 250m: 3:17.67 | 45.46 | 350m: 4:44.56 | 38.27 | |
| | 100m: 1:07.31 | 36.56 | 200m: 2:32.21 | 42.09 | 300m: 4:06.29 | 48.62 | 400m: 5:21.28 | 36.72 | |
| DNS | SAVVA Theo | | 02 | Swim Wales | | | | | |
| DNS | STIEF Fabio | | 03 | SC Neustadt/Weinstr. | | | | | |
| WDR | MASCARENHAS Henrique | | 01 | Plymouth Leander SC | | | | | |





Fédération Luxembourgeoise
de Natation et de Sauvetage

LUXEMBOURG

LET'S MAKE IT HAPPEN

21st Luxembourg Euro Meet 2019
Luxembourg, 25th - 27th January 2019

Event 102, Men, 400m Medley

Junior

| | | | | | |
|-----|------------------------|---------------------|----------------------------|---------------------|-----|
| 1. | STROEBEK Lucas Bruun | 01 | Denmark Junior | 4:36.40 | 686 |
| | 50m: 29.15 29.15 | 150m: 1:39.29 35.96 | 250m: 2:54.06 39.09 | 350m: 4:06.60 31.86 | |
| | 100m: 1:03.33 34.18 | 200m: 2:14.97 35.68 | 300m: 3:34.74 40.68 | 400m: 4:36.40 29.80 | |
| 2. | SCHMIDT Danny | 01 | Hessischer Schwimm-Verband | 4:37.06 | 681 |
| | 50m: 28.83 28.83 | 150m: 1:39.28 36.96 | 250m: 2:56.07 41.46 | 350m: 4:07.70 31.85 | |
| | 100m: 1:02.32 33.49 | 200m: 2:14.61 35.33 | 300m: 3:35.85 39.78 | 400m: 4:37.06 29.36 | |
| 3. | ELLEGAARD Arthur Dalen | 01 | Denmark Junior | 4:38.28 | 672 |
| | 50m: 29.06 29.06 | 150m: 1:39.61 37.45 | 250m: 2:55.98 40.67 | 350m: 4:08.15 31.66 | |
| | 100m: 1:02.16 33.10 | 200m: 2:15.31 35.70 | 300m: 3:36.49 40.51 | 400m: 4:38.28 30.13 | |
| 4. | KOST Tim Dennis | 02 | SV Nikar Heidelberg | 4:40.46 | 657 |
| | 50m: 30.01 30.01 | 150m: 1:40.58 36.69 | 250m: 2:56.31 39.57 | 350m: 4:08.54 34.23 | |
| | 100m: 1:03.89 33.88 | 200m: 2:16.74 36.16 | 300m: 3:34.31 38.00 | 400m: 4:40.46 31.92 | |
| 5. | REMY Tom | 02 | Charleville Mezieres | 4:41.97 | 646 |
| | 50m: 29.48 29.48 | 150m: 1:40.61 37.61 | 250m: 2:56.44 39.20 | 350m: 4:09.79 33.85 | |
| | 100m: 1:03.00 33.52 | 200m: 2:17.24 36.63 | 300m: 3:35.94 39.50 | 400m: 4:41.97 32.18 | |
| 6. | NISSEN Jakob Strunge | 02 | Denmark Junior | 4:44.37 | 630 |
| | 50m: 28.83 28.83 | 150m: 1:40.38 36.64 | 250m: 2:58.23 42.57 | 350m: 4:13.44 32.25 | |
| | 100m: 1:03.74 34.91 | 200m: 2:15.66 35.28 | 300m: 3:41.19 42.96 | 400m: 4:44.37 30.93 | |
| 7. | SUENKEL Rafael | 02 | Dresdner SC 1898 e.V. | 4:44.42 | 630 |
| | 50m: 28.81 28.81 | 150m: 1:40.49 37.81 | 250m: 2:58.68 41.57 | 350m: 4:13.69 33.55 | |
| | 100m: 1:02.68 33.87 | 200m: 2:17.11 36.62 | 300m: 3:40.14 41.46 | 400m: 4:44.42 30.73 | |
| 8. | ZDZIEBLO Piotr | 02 | WKS Slask | 4:46.64 | 615 |
| | 50m: 29.26 29.26 | 150m: 1:39.74 37.21 | 250m: 2:58.89 41.72 | 350m: 4:14.21 33.54 | |
| | 100m: 1:02.53 33.27 | 200m: 2:17.17 37.43 | 300m: 3:40.67 41.78 | 400m: 4:46.64 32.43 | |
| 9. | BEAMER Thomas | 02 | Swim England East Midlands | 4:47.78 | 608 |
| | 50m: 29.48 29.48 | 150m: 1:40.93 37.07 | 250m: 3:00.63 43.20 | 350m: 4:16.72 32.33 | |
| | 100m: 1:03.86 34.38 | 200m: 2:17.43 36.50 | 300m: 3:44.39 43.76 | 400m: 4:47.78 31.06 | |
| 10. | PLOWMAN Archie | 01 | Swim England East Midlands | 4:48.75 | 602 |
| | 50m: 28.99 28.99 | 150m: 1:40.90 38.01 | 250m: 2:59.45 41.14 | 350m: 4:16.30 33.43 | |
| | 100m: 1:02.89 33.90 | 200m: 2:18.31 37.41 | 300m: 3:42.87 43.42 | 400m: 4:48.75 32.45 | |
| 11. | HOELBLING Alexander | 01 | ATUS Knittelfeld | 4:49.60 | 596 |
| | 50m: 29.17 29.17 | 150m: 1:42.96 38.09 | 250m: 3:01.53 41.78 | 350m: 4:17.93 33.82 | |
| | 100m: 1:04.87 35.70 | 200m: 2:19.75 36.79 | 300m: 3:44.11 42.58 | 400m: 4:49.60 31.67 | |
| 12. | SKRYDSTRUP Aksel | 01 | Aarhus Swim | 4:51.72 | 584 |
| | 50m: 30.85 30.85 | 150m: 1:48.16 40.10 | 250m: 3:04.78 37.93 | 350m: 4:18.30 34.62 | |
| | 100m: 1:08.06 37.21 | 200m: 2:26.85 38.69 | 300m: 3:43.68 38.90 | 400m: 4:51.72 33.42 | |
| 13. | SPEAKMAN Zachariah | 02 | Swim Wales | 4:52.58 | 578 |
| | 50m: 29.65 29.65 | 150m: 1:42.23 38.14 | 250m: 3:01.63 41.69 | 350m: 4:18.94 34.47 | |
| | 100m: 1:04.09 34.44 | 200m: 2:19.94 37.71 | 300m: 3:44.47 42.84 | 400m: 4:52.58 33.64 | |
| 14. | SCHMIDT Marten | 02 | SSG Saar Max Ritter | 4:58.32 | 546 |
| | 50m: 29.88 29.88 | 150m: 1:46.93 41.64 | 250m: 3:08.30 40.80 | 350m: 4:24.89 34.40 | |
| | 100m: 1:05.29 35.41 | 200m: 2:27.50 40.57 | 300m: 3:50.49 42.19 | 400m: 4:58.32 33.43 | |
| 15. | SKALSKI Maximilian | 02 | TV 1843 Dillenburg | 5:00.33 | 535 |
| | 50m: 29.97 29.97 | 150m: 1:47.16 41.05 | 250m: 3:08.34 42.11 | 350m: 4:25.92 35.63 | |
| | 100m: 1:06.11 36.14 | 200m: 2:26.23 39.07 | 300m: 3:50.29 41.95 | 400m: 5:00.33 34.41 | |





Fédération Luxembourgeoise
de Natation et de Sauvetage

LUXEMBOURG

LET'S MAKE IT HAPPEN

21st Luxembourg Euro Meet 2019
Luxembourg, 25th - 27th January 2019

Event 102, Boys, 400m Medley, Junior

| Rank | | | YB | | | Time | | | Pts |
|------|----------------------|---------|-------|--------------------------------|---------|----------------|-------|---------|-------|
| 16. | GANSS Julius | | 02 | SV Nikar Heidelberg | | 5:01.12 | | | 531 |
| | 50m: | 30.72 | 30.72 | 150m: | 1:48.36 | 41.50 | 250m: | 3:10.10 | 41.73 |
| | 100m: | 1:06.86 | 36.14 | 200m: | 2:28.37 | 40.01 | 300m: | 3:52.61 | 42.51 |
| | | | | | | | 350m: | 4:27.58 | 34.97 |
| | | | | | | | 400m: | 5:01.12 | 33.54 |
| 17. | MARCHER Lucas | | 02 | Club Nautique du Val de Fensch | | 5:05.26 | | | 509 |
| | 50m: | 32.27 | 32.27 | 150m: | 1:49.32 | 39.57 | 250m: | 3:10.72 | 42.26 |
| | 100m: | 1:09.75 | 37.48 | 200m: | 2:28.46 | 39.14 | 300m: | 3:54.37 | 43.65 |
| | | | | | | | 350m: | 4:31.00 | 36.63 |
| | | | | | | | 400m: | 5:05.26 | 34.26 |
| 18. | ANTONIN Felix | | 01 | Cercle des Nageurs de Sion | | 5:21.28 | | | 437 * |
| | 50m: | 30.75 | 30.75 | 150m: | 1:50.12 | 42.81 | 250m: | 3:17.67 | 45.46 |
| | 100m: | 1:07.31 | 36.56 | 200m: | 2:32.21 | 42.09 | 300m: | 4:06.29 | 48.62 |
| | | | | | | | 350m: | 4:44.56 | 38.27 |
| | | | | | | | 400m: | 5:21.28 | 36.72 |
| DNS | SAVVA Theo | | 02 | Swim Wales | | | | | |
| WDR | MASCARENHAS Henrique | | 01 | Plymouth Leander SC | | | | | |

Youth

| | | | | | | | | | |
|-----|--------------------|---------|-------|-----------------------|---------|----------------|-------|---------|-------|
| 1. | CARNEIRO Joao | | 03 | Swimming Luxembourg | | 4:39.05 | | | 667 |
| | 50m: | 28.85 | 28.85 | 150m: | 1:40.16 | 38.10 | 250m: | 2:55.17 | 38.25 |
| | 100m: | 1:02.06 | 33.21 | 200m: | 2:16.92 | 36.76 | 300m: | 3:34.81 | 39.64 |
| | | | | | | | 350m: | 4:07.42 | 32.61 |
| | | | | | | | 400m: | 4:39.05 | 31.63 |
| 2. | LE PAPE Thomas | | 03 | FFN Ouest | | 4:43.21 | | | 638 |
| | 50m: | 29.95 | 29.95 | 150m: | 1:44.28 | 38.61 | 250m: | 3:01.14 | 39.52 |
| | 100m: | 1:05.67 | 35.72 | 200m: | 2:21.62 | 37.34 | 300m: | 3:41.08 | 39.94 |
| | | | | | | | 350m: | 4:12.92 | 31.84 |
| | | | | | | | 400m: | 4:43.21 | 30.29 |
| 3. | GALLAGHER Dylan | | 03 | Swim Wales | | 4:50.15 | | | 593 |
| | 50m: | 30.19 | 30.19 | 150m: | 1:43.51 | 38.91 | 250m: | 3:01.89 | 40.13 |
| | 100m: | 1:04.60 | 34.41 | 200m: | 2:21.76 | 38.25 | 300m: | 3:42.27 | 40.38 |
| | | | | | | | 350m: | 4:17.59 | 35.32 |
| | | | | | | | 400m: | 4:50.15 | 32.56 |
| 4. | PAZDUR Dorian | | 03 | CD54 Natation | | 4:59.83 | | | 537 |
| | 50m: | 29.88 | 29.88 | 150m: | 1:43.71 | 38.81 | 250m: | 3:05.34 | 44.49 |
| | 100m: | 1:04.90 | 35.02 | 200m: | 2:20.85 | 37.14 | 300m: | 3:50.25 | 44.91 |
| | | | | | | | 350m: | 4:25.45 | 35.20 |
| | | | | | | | 400m: | 4:59.83 | 34.38 |
| 5. | PIERRON Gauthier | | 04 | CD54 Natation | | 5:00.87 | | | 532 |
| | 50m: | 31.32 | 31.32 | 150m: | 1:48.26 | 40.21 | 250m: | 3:09.72 | 42.34 |
| | 100m: | 1:08.05 | 36.73 | 200m: | 2:27.38 | 39.12 | 300m: | 3:52.91 | 43.19 |
| | | | | | | | 350m: | 4:27.43 | 34.52 |
| | | | | | | | 400m: | 5:00.87 | 33.44 |
| 6. | VARELA Aslak | | 03 | Plymouth Leander SC | | 5:03.60 | | | 518 |
| | 50m: | 30.74 | 30.74 | 150m: | 1:48.10 | 41.15 | 250m: | 3:10.63 | 42.03 |
| | 100m: | 1:06.95 | 36.21 | 200m: | 2:28.60 | 40.50 | 300m: | 3:52.50 | 41.87 |
| | | | | | | | 350m: | 4:28.74 | 36.24 |
| | | | | | | | 400m: | 5:03.60 | 34.86 |
| 7. | SCHWICK Maximilian | | 04 | Dresdner SC 1898 e.V. | | 5:03.70 | | | 517 |
| | 50m: | 30.48 | 30.48 | 150m: | 1:48.01 | 42.03 | 250m: | 3:12.16 | 44.15 |
| | 100m: | 1:05.98 | 35.50 | 200m: | 2:28.01 | 40.00 | 300m: | 3:56.81 | 44.65 |
| | | | | | | | 350m: | 4:31.14 | 34.33 |
| | | | | | | | 400m: | 5:03.70 | 32.56 |
| 8. | NORTH Oscar | | 03 | Plymouth Leander SC | | 5:04.08 | | | 515 |
| | 50m: | 29.85 | 29.85 | 150m: | 1:45.19 | 40.36 | 250m: | 3:09.34 | 45.13 |
| | 100m: | 1:04.83 | 34.98 | 200m: | 2:24.21 | 39.02 | 300m: | 3:54.81 | 45.47 |
| | | | | | | | 350m: | 4:29.95 | 35.14 |
| | | | | | | | 400m: | 5:04.08 | 34.13 |
| DNS | STIEF Fabio | | 03 | SC Neustadt/Weinstr. | | | | | |





Fédération Luxembourgeoise
de Natation et de Sauvetage

LUXEMBOURG

LET'S MAKE IT HAPPEN

21st Luxembourg Euro Meet 2019
Luxembourg, 25th - 27th January 2019

Event 103

25.01.2019 - 17:15

Women, 200m Butterfly
sponsored by: Freelanders


Open
Results Finals

| | | | | | |
|-----------------|---------|------------------|-----|--------------|------------|
| Meet Record | 2:08.18 | HENTKE Franziska | GER | Luxembourg | 27.01.2018 |
| World Record | 2:01.81 | LIU Zige | CHN | Ji Nan (CHN) | 21.10.2009 |
| European Record | 2:04.27 | HOSSZU Katinka | HUN | Rome (ITA) | 29.07.2009 |

Points: FINA 2018

| Rank | | YB | | Time | Pts | 50m | 100m | 150m | 200m |
|---------|-------------------|----|----------------------------|----------------|-----|-------|---------|---------|---------|
| Final A | | | | | | | | | |
| 1. | STEPHENS Laura | 99 | Plymouth Leander SC | 2:09.73 | 827 | 30.14 | 1:02.33 | 1:35.76 | 2:09.73 |
| | SZILAGYI Liliana | 96 | Team Hungary | 2:09.73 | 827 | 29.70 | 1:03.03 | 1:36.21 | 2:09.73 |
| 3. | GAARD Regitze | 01 | Denmark Senior | 2:14.73 | 739 | 30.65 | 1:04.58 | 1:39.86 | 2:14.73 |
| 4. | HOSSZU Katinka | 89 | Iron Swim | 2:14.82 | 737 | 30.46 | 1:04.83 | 1:40.54 | 2:14.82 |
| 5. | FREEMAN Sophie | 04 | Plymouth Leander SC | 2:15.91 | 719 | 30.09 | 1:05.32 | 1:40.77 | 2:15.91 |
| 6. | ELLIOTT Maisie | 03 | Swim England East Midlands | 2:16.15 | 716 | 30.38 | 1:04.89 | 1:40.81 | 2:16.15 |
| 7. | SPIERING Femke | 02 | KNZB-OC | 2:17.70 | 692 | 31.24 | 1:06.44 | 1:42.11 | 2:17.70 |
| 8. | BRAGINA Lada | 99 | Russia Ugra | 2:17.94 | 688 | 29.88 | 1:05.14 | 1:41.11 | 2:17.94 |
| 9. | ALLISON Megan | 02 | Swim Wales | 2:18.13 | 685 | 31.65 | 1:05.10 | 1:42.15 | 2:18.13 |
| 10. | KLEYBOLDT Rosalie | 03 | SC Wiesbaden 1911 | 2:18.55 | 679 | 30.68 | 1:05.69 | 1:41.59 | 2:18.55 |
| Final B | | | | | | | | | |
| 11. | EHRING Mareike | 01 | VFL Gladbeck 1921 | 2:17.83 | 690 | 30.63 | 1:05.60 | 1:41.27 | 2:17.83 |
| 12. | WEGRZYNOWSKA A. | 01 | WKS Slask | 2:19.84 | 660 | 30.91 | 1:06.44 | 1:43.21 | 2:19.84 |
| 13. | GERTH Lilli | 04 | TSV Bad Saulgau | 2:21.67 | 635 | 31.66 | 1:07.88 | 1:44.96 | 2:21.67 |
| 14. | MARZIALI Ginevra | 03 | Dimensione Nuoto | 2:21.72 | 634 | 31.10 | 1:06.43 | 1:43.19 | 2:21.72 |
| 15. | SCHNAGL Emelie | 01 | SSG Saar Max Ritter | 2:22.93 | 618 | 31.49 | 1:07.50 | 1:44.80 | 2:22.93 |
| 16. | GRUNDKE Leonie | 03 | Dresdner Delphine e.V. | 2:23.56 | 610 | 32.10 | 1:08.36 | 1:45.84 | 2:23.56 |
| 17. | WAUTERS Laura | 03 | Flanders | 2:24.60 | 597 | 32.18 | 1:08.00 | 1:45.48 | 2:24.60 |
| 18. | SCHIRRA Hannah | 03 | SSG Saar Max Ritter | 2:24.73 | 596 | 32.23 | 1:09.41 | 1:48.23 | 2:24.73 |
| 19. | NOEL Oriana | 04 | Plymouth Leander SC | 2:26.09 | 579 | 31.72 | 1:08.59 | 1:46.64 | 2:26.09 |
| DNS | TASZHANOVA Diana | 04 | Dostyk Aktobe | | | | | | |





Fédération Luxembourgeoise
de Natation et de Sauvetage

LUXEMBOURG

LET'S MAKE IT HAPPEN

21st Luxembourg Euro Meet 2019
Luxembourg, 25th - 27th January 2019

| Event 104 25.01.2019 - 17:21 | Men, 200m Butterfly sponsored by: Freelanders | | | | Open Results Finals |
|---------------------------------|--|----------------|-----|---------------|------------------------|
| Meet Record | 1:56.58 | CSEH Laszlo | HUN | Luxembourg | 30.01.2016 |
| World Record | 1:51.51 | PHELPS Michael | USA | Rome (ITA) | 29.07.2009 |
| European Record | 1:52.70 | CSEH Laszlo | HUN | Beijing (CHN) | 13.08.2008 |

Points: FINA 2018

| Rank | | YB | | Time | Pts | 50m | 100m | 150m | 200m |
|---------|------------------------|----|-------------------------------|----------------|-----|-------|---------|---------|---------|
| Final A | | | | | | | | | |
| 1. | BURDISSO Frederico | 01 | Italian Swimming Federation | 1:56.87 | 868 | 25.01 | 53.74 | 1:24.54 | 1:56.87 |
| 2. | BICZO Bence | 93 | Team Hungary | 1:57.98 | 844 | 26.54 | 56.47 | 1:27.20 | 1:57.98 |
| 3. | KOPTIELOV Yevhen | 93 | Ukrainian Swimming Federation | 2:00.38 | 794 | 26.62 | 57.01 | 1:28.68 | 2:00.38 |
| 4. | RAZZETTI Alberto | 99 | Italian Swimming Federation | 2:01.47 | 773 | 26.88 | 57.40 | 1:29.05 | 2:01.47 |
| 5. | ZHIKHAREV Petr | 99 | Youth of Moscow | 2:01.49 | 773 | 26.56 | 57.38 | 1:29.35 | 2:01.49 |
| 6. | ZIRK Kregor | 99 | Energy Standard | 2:02.92 | 746 | 26.85 | 57.76 | 1:30.23 | 2:02.92 |
| 7. | BEELEY Tom | 99 | Plymouth Leander SC | 2:03.43 | 737 | 27.52 | 58.42 | 1:31.18 | 2:03.43 |
| 8. | CHIRICO Luca | 99 | Team Insubrika | 2:04.72 | 714 | 26.84 | 57.73 | 1:30.63 | 2:04.72 |
| 9. | KAMMANN Bjoern | 01 | AMTV-FTV Hamburg | 2:07.17 | 674 | 27.47 | 59.29 | 1:32.85 | 2:07.17 |
| 10. | VERRASZTO David | 88 | Team Hungary | 2:08.19 | 658 | 28.51 | 1:00.43 | 1:34.96 | 2:08.19 |
| Final B | | | | | | | | | |
| 11. | TROIANOVSKYI Ihor | 02 | Ukrainian Swimming Federation | 2:04.19 | 723 | 27.18 | 59.66 | 1:32.70 | 2:04.19 |
| 12. | HEIDTMANN Jacob | 94 | Swim-Team Elmshorn | 2:05.20 | 706 | 27.75 | 59.52 | 1:32.05 | 2:05.20 |
| | CHOOYIN Benjamin | 02 | Swim Wales | 2:05.20 | 706 | 28.24 | 1:00.40 | 1:33.27 | 2:05.20 |
| 14. | BLANCH Nicolas | 97 | Aalborg Svoemmeklub | 2:05.28 | 705 | 27.88 | 59.91 | 1:32.36 | 2:05.28 |
| 15. | ROMANCHUK Mykhaylo | 96 | Energy Standard | 2:05.78 | 696 | 28.56 | 1:00.62 | 1:33.14 | 2:05.78 |
| 16. | EDWARDS Rhys | 02 | Swim Wales | 2:06.91 | 678 | 28.43 | 1:00.78 | 1:33.78 | 2:06.91 |
| 17. | ELLEGAARD Arthur Daler | 01 | Denmark Junior | 2:07.10 | 675 | 29.64 | 1:01.39 | 1:34.07 | 2:07.10 |
| 18. | EICH Alexander | 02 | Dresdner SC 1898 e.V. | 2:07.33 | 671 | 27.17 | 59.07 | 1:32.57 | 2:07.33 |
| 19. | SAVAGE Daniel | 00 | Swim England East Midlands | 2:08.09 | 659 | 27.65 | 1:00.21 | 1:34.87 | 2:08.09 |
| 20. | RICHARDS Owen | 01 | Swim Wales | 2:09.16 | 643 | 28.80 | 1:01.59 | 1:34.83 | 2:09.16 |





Fédération Luxembourgeoise
de Natation et de Sauvetage

LUXEMBOURG

LET'S MAKE IT HAPPEN

21st Luxembourg Euro Meet 2019
Luxembourg, 25th - 27th January 2019

Event 105 Women, 800m Freestyle 2005 and older
25.01.2019 - 17:33 sponsored by: FLNS Results

| | | | | | |
|-----------------|---------|-------------------|-----|---------------|------------|
| Meet Record | 8:28.82 | BELMONTE Mireia | ESP | Luxembourg | 29.01.2016 |
| World Record | 8:04.79 | LEDECKY Kathleen | USA | Rio (BRA) | 12.08.2016 |
| European Record | 8:14.10 | ADLINGTON Rebecca | GBR | Beijing (CHN) | 16.08.2008 |

Open 18 +: 9:30.00 / Junior 16 - 17: 10:00.00 / Youth 14 - 15: 10:20.00

Points: FINA 2018

| Rank | | | YB | | | Time | | | Pts |
|------|---------------------------|---------|---------------|----------------------------------|---------------|----------------|---------------|---------|-----|
| Open | | | | | | | | | |
| 1. | HOLDEN Polly | | 99 | Nova Centurion SC | | 8:46.12 | | | 782 |
| | 100m: 1:03.31 | 1:03.31 | 300m: 3:15.23 | 1:06.06 | 500m: 5:28.37 | 1:06.57 | 700m: 7:40.98 | 1:06.36 | |
| | 200m: 2:09.17 | 1:05.86 | 400m: 4:21.80 | 1:06.57 | 600m: 6:34.62 | 1:06.25 | 800m: 8:46.12 | 1:05.14 | |
| 2. | COLBERT Freya | | 04 | Swim England East Midlands | | 8:57.15 | | | 735 |
| | 100m: 1:04.22 | 1:04.22 | 300m: 3:19.07 | 1:07.29 | 500m: 5:34.51 | 1:07.57 | 700m: 7:50.66 | 1:07.76 | |
| | 200m: 2:11.78 | 1:07.56 | 400m: 4:26.94 | 1:07.87 | 600m: 6:42.90 | 1:08.39 | 800m: 8:57.15 | 1:06.49 | |
| 3. | CABON Lean | | 02 | FFN Ouest | | 9:07.20 | | | 695 |
| | 100m: 1:04.04 | 1:04.04 | 300m: 3:20.54 | 1:08.45 | 500m: 5:39.38 | 1:09.56 | 700m: 7:59.45 | 1:10.00 | |
| | 200m: 2:12.09 | 1:08.05 | 400m: 4:29.82 | 1:09.28 | 600m: 6:49.45 | 1:10.07 | 800m: 9:07.20 | 1:07.75 | |
| 4. | PECHINI Monica | | 03 | Dimensione Nuoto | | 9:09.11 | | | 688 |
| | 100m: 1:03.51 | 1:03.51 | 300m: 3:21.65 | 1:09.37 | 500m: 5:41.94 | 1:09.84 | 700m: 8:02.51 | 1:10.03 | |
| | 200m: 2:12.28 | 1:08.77 | 400m: 4:32.10 | 1:10.45 | 600m: 6:52.48 | 1:10.54 | 800m: 9:09.11 | 1:06.60 | |
| 5. | ERHART Samira Svea | | 99 | SC Wiesbaden 1911 | | 9:09.29 | | | 687 |
| | 100m: 1:05.09 | 1:05.09 | 300m: 3:22.39 | 1:09.17 | 500m: 5:41.49 | 1:09.89 | 700m: 8:01.56 | 1:09.70 | |
| | 200m: 2:13.22 | 1:08.13 | 400m: 4:31.60 | 1:09.21 | 600m: 6:51.86 | 1:10.37 | 800m: 9:09.29 | 1:07.73 | |
| 6. | RICCI Nicole | | 04 | Swimming Luxembourg | | 9:13.93 | | | 670 |
| | 100m: 1:03.62 | 1:03.62 | 300m: 3:25.20 | 1:11.11 | 500m: 5:46.51 | 1:10.11 | 700m: 8:06.51 | 1:09.82 | |
| | 200m: 2:14.09 | 1:10.47 | 400m: 4:36.40 | 1:11.20 | 600m: 6:56.69 | 1:10.18 | 800m: 9:13.93 | 1:07.42 | |
| 7. | WILKE Franka | | 02 | Plymouth Leander SC | | 9:14.36 | | | 668 |
| | 100m: 1:05.38 | 1:05.38 | 300m: 3:23.54 | 1:09.48 | 500m: 5:43.56 | 1:10.17 | 700m: 8:04.58 | 1:10.59 | |
| | 200m: 2:14.06 | 1:08.68 | 400m: 4:33.39 | 1:09.85 | 600m: 6:53.99 | 1:10.43 | 800m: 9:14.36 | 1:09.78 | |
| 8. | OLSSON Ellen | | 95 | SSG Saar Max Ritter | | 9:17.36 | | | 658 |
| | 100m: 1:06.69 | 1:06.69 | 300m: 3:26.78 | 1:10.15 | 500m: 5:47.31 | 1:09.83 | 700m: 8:08.37 | 1:10.13 | |
| | 200m: 2:16.63 | 1:09.94 | 400m: 4:37.48 | 1:10.70 | 600m: 6:58.24 | 1:10.93 | 800m: 9:17.36 | 1:08.99 | |
| 9. | VAN DER MAST Marij | | 00 | PSV | | 9:17.44 | | | 657 |
| | 100m: 1:05.50 | 1:05.50 | 300m: 3:25.86 | 1:10.25 | 500m: 5:44.69 | 1:09.12 | 700m: 8:05.65 | 1:11.05 | |
| | 200m: 2:15.61 | 1:10.11 | 400m: 4:35.57 | 1:09.71 | 600m: 6:54.60 | 1:09.91 | 800m: 9:17.44 | 1:11.79 | |
| 10. | JOMINET Lou | | 05 | Fed. Luxembourgeoise de Natation | | 9:18.72 | | | 653 |
| | 100m: 1:05.24 | 1:05.24 | 300m: 3:25.17 | 1:10.12 | 500m: 5:47.22 | 1:11.04 | 700m: 8:09.17 | 1:10.84 | |
| | 200m: 2:15.05 | 1:09.81 | 400m: 4:36.18 | 1:11.01 | 600m: 6:58.33 | 1:11.11 | 800m: 9:18.72 | 1:09.55 | |
| 11. | HANQUET Marion | | 01 | Team West | | 9:22.03 | | | 641 |
| | 100m: 1:06.95 | 1:06.95 | 300m: 3:28.51 | 1:11.21 | 500m: 5:50.41 | 1:10.78 | 700m: 8:12.75 | 1:11.19 | |
| | 200m: 2:17.30 | 1:10.35 | 400m: 4:39.63 | 1:11.12 | 600m: 7:01.56 | 1:11.15 | 800m: 9:22.03 | 1:09.28 | |
| 12. | GADE Jackie | | 98 | Aalborg Svoemmeklub | | 9:26.06 | | | 628 |
| | 100m: 1:06.60 | 1:06.60 | 300m: 3:28.30 | 1:11.14 | 500m: 5:50.89 | 1:10.55 | 700m: 8:15.18 | 1:12.46 | |
| | 200m: 2:17.16 | 1:10.56 | 400m: 4:40.34 | 1:12.04 | 600m: 7:02.72 | 1:11.83 | 800m: 9:26.06 | 1:10.88 | |
| 13. | BROEGGER-ANDERSEN Camilla | | 02 | Aalborg Svoemmeklub | | 9:27.21 | | | 624 |
| | 100m: 1:06.46 | 1:06.46 | 300m: 3:28.82 | 1:11.30 | 500m: 5:53.31 | 1:12.48 | 700m: 8:17.47 | 1:12.84 | |
| | 200m: 2:17.52 | 1:11.06 | 400m: 4:40.83 | 1:12.01 | 600m: 7:04.63 | 1:11.32 | 800m: 9:27.21 | 1:09.74 | |





Fédération Luxembourgeoise
de Natation et de Sauvetage

LUXEMBOURG


LET'S MAKE IT HAPPEN

21st Luxembourg Euro Meet 2019
Luxembourg, 25th - 27th January 2019

Event 105, Women, 800m Freestyle, Open

| Rank | | YB | | Time | Pts |
|------|-------------------------|-----------------------|----------------------------|-----------------------|-------|
| 14. | RENIER Aurora | 03 | Dimensione Nuoto | 9:28.09 | 621 |
| | 100m: 1:06.12 1:06.12 | 300m: 3:29.53 1:11.88 | 500m: 5:54.52 1:12.37 | 700m: 8:18.79 1:11.91 | |
| | 200m: 2:17.65 1:11.53 | 400m: 4:42.15 1:12.62 | 600m: 7:06.88 1:12.36 | 800m: 9:28.09 1:09.30 | |
| 15. | DE ANGELIS Alessia | 03 | Dimensione Nuoto | 9:33.06 | 605 |
| | 100m: 1:06.38 1:06.38 | 300m: 3:28.96 1:11.61 | 500m: 5:54.27 1:12.88 | 700m: 8:20.99 1:13.55 | |
| | 200m: 2:17.35 1:10.97 | 400m: 4:41.39 1:12.43 | 600m: 7:07.44 1:13.17 | 800m: 9:33.06 1:12.07 | |
| 16. | PETERSEN Sofie Theophil | 03 | Denmark Junior | 9:33.22 | 604 |
| | 100m: 1:07.15 1:07.15 | 300m: 3:30.20 1:12.29 | 500m: 5:56.11 1:12.87 | 700m: 8:21.16 1:11.83 | |
| | 200m: 2:17.91 1:10.76 | 400m: 4:43.24 1:13.04 | 600m: 7:09.33 1:13.22 | 800m: 9:33.22 1:12.06 | |
| 17. | KUZNETCOVA Kseniia | 03 | Youth of Moscow | 9:34.53 | 600 |
| | 100m: 1:07.65 1:07.65 | 300m: 3:31.62 1:12.09 | 500m: 5:55.23 1:11.56 | 700m: 8:21.78 1:13.75 | |
| | 200m: 2:19.53 1:11.88 | 400m: 4:43.67 1:12.05 | 600m: 7:08.03 1:12.80 | 800m: 9:34.53 1:12.75 | |
| 18. | CEPECK Lea | 02 | EN Tours | 9:36.41 | 594 |
| | 100m: 1:07.06 1:07.06 | 300m: 3:31.20 1:12.50 | 500m: 5:58.64 1:13.93 | 700m: 8:26.69 1:13.85 | |
| | 200m: 2:18.70 1:11.64 | 400m: 4:44.71 1:13.51 | 600m: 7:12.84 1:14.20 | 800m: 9:36.41 1:09.72 | |
| 19. | COLBERT Molly | 01 | Nova Centurion SC | 9:37.07 | 592 * |
| | 100m: 1:08.49 1:08.49 | 300m: 3:35.86 1:13.47 | 500m: 6:01.60 1:12.69 | 700m: 8:26.25 1:12.21 | |
| | 200m: 2:22.39 1:13.90 | 400m: 4:48.91 1:13.05 | 600m: 7:14.04 1:12.44 | 800m: 9:37.07 1:10.82 | |
| 20. | ROSE Rianne | 05 | Hessischer Schwimm-Verband | 9:39.29 | 586 |
| | 100m: 1:07.04 1:07.04 | 300m: 3:32.77 1:13.48 | 500m: 6:01.71 1:14.22 | 700m: 8:30.27 1:14.29 | |
| | 200m: 2:19.29 1:12.25 | 400m: 4:47.49 1:14.72 | 600m: 7:15.98 1:14.27 | 800m: 9:39.29 1:09.02 | |
| 21. | PELLEAU Ines | 04 | FFN Ouest | 9:40.38 | 582 |
| | 100m: 1:06.31 1:06.31 | 300m: 3:30.55 1:13.17 | 500m: 5:57.41 1:13.79 | 700m: 8:26.63 1:14.70 | |
| | 200m: 2:17.38 1:11.07 | 400m: 4:43.62 1:13.07 | 600m: 7:11.93 1:14.52 | 800m: 9:40.38 1:13.75 | |
| 22. | LISTRAT Charlotte | 04 | EN Tours | 9:42.84 | 575 |
| | 100m: 1:09.05 1:09.05 | 300m: 3:35.89 1:13.17 | 500m: 6:04.38 1:14.12 | 700m: 8:31.36 1:13.15 | |
| | 200m: 2:22.72 1:13.67 | 400m: 4:50.26 1:14.37 | 600m: 7:18.21 1:13.83 | 800m: 9:42.84 1:11.48 | |
| 23. | SCHOEN Valentina | 02 | SSG Saar Max Ritter | 9:42.85 | 575 |
| | 100m: 1:08.07 1:08.07 | 300m: 3:35.74 1:14.24 | 500m: 6:04.03 1:13.90 | 700m: 8:31.34 1:13.29 | |
| | 200m: 2:21.50 1:13.43 | 400m: 4:50.13 1:14.39 | 600m: 7:18.05 1:14.02 | 800m: 9:42.85 1:11.51 | |
| 24. | SILANI Sofia | 05 | Dimensione Nuoto | 9:43.68 | 572 |
| | 100m: 1:10.00 1:10.00 | 300m: 3:37.17 1:12.87 | 500m: 6:04.22 1:13.75 | 700m: 8:32.48 1:14.30 | |
| | 200m: 2:24.30 1:14.30 | 400m: 4:50.47 1:13.30 | 600m: 7:18.18 1:13.96 | 800m: 9:43.68 1:11.20 | |
| 25. | BELLATRECCIA Chiara | 04 | Dimensione Nuoto | 9:54.63 | 541 |
| | 100m: 1:09.57 1:09.57 | 300m: 3:38.95 1:14.86 | 500m: 6:09.36 1:14.95 | 700m: 8:40.55 1:15.75 | |
| | 200m: 2:24.09 1:14.52 | 400m: 4:54.41 1:15.46 | 600m: 7:24.80 1:15.44 | 800m: 9:54.63 1:14.08 | |
| 26. | BJERG Martha | 04 | Aarhus Swim | 9:54.71 | 541 |
| | 100m: 1:08.37 1:08.37 | 300m: 3:37.53 1:15.05 | 500m: 6:09.50 1:15.98 | 700m: 8:40.87 1:15.50 | |
| | 200m: 2:22.48 1:14.11 | 400m: 4:53.52 1:15.99 | 600m: 7:25.37 1:15.87 | 800m: 9:54.71 1:13.84 | |
| 27. | CHAUVEHEID Hannah | 04 | Liege Mosan | 9:56.12 | 537 |
| | 100m: 1:09.32 1:09.32 | 300m: 3:39.40 1:15.45 | 500m: 6:11.24 1:15.24 | 700m: 8:42.25 1:15.55 | |
| | 200m: 2:23.95 1:14.63 | 400m: 4:56.00 1:16.60 | 600m: 7:26.70 1:15.46 | 800m: 9:56.12 1:13.87 | |
| 28. | SOERENSEN Emilie Wolf | 03 | Aarhus Swim | 9:57.03 | 535 |
| | 100m: 1:09.94 1:09.94 | 300m: 3:39.29 1:15.04 | 500m: 6:10.81 1:15.62 | 700m: 8:42.89 1:16.03 | |
| | 200m: 2:24.25 1:14.31 | 400m: 4:55.19 1:15.90 | 600m: 7:26.86 1:16.05 | 800m: 9:57.03 1:14.14 | |





Fédération Luxembourgeoise
de Natation et de Sauvetage

LUXEMBOURG

LET'S MAKE IT HAPPEN

21st Luxembourg Euro Meet 2019
Luxembourg, 25th - 27th January 2019


Event 105, Women, 800m Freestyle, Open

| Rank | YB | | Time | | Pts |
|------|---|--------------------------------------|-----------------------|------------------------|-----|
| 29. | SLAJS Emilie | 03 Cercle Royal de Natation Arlonais | 10:00.09 | 527 | * |
| | 100m: 1:09.30 1:09.30 | 300m: 3:39.69 1:15.43 | 500m: 6:12.24 1:16.44 | 700m: 8:44.73 1:16.23 | |
| | 200m: 2:24.26 1:14.96 | 400m: 4:55.80 1:16.11 | 600m: 7:28.50 1:16.26 | 800m: 10:00.09 1:15.36 | |
| 30. | FORSON Zaira | 05 Ghana Swimming | 10:16.24 | 486 | |
| | 100m: 1:11.21 1:11.21 | 300m: 3:46.72 1:18.70 | 500m: 6:23.04 1:18.39 | 700m: 9:01.04 1:19.19 | |
| | 200m: 2:28.02 1:16.81 | 400m: 5:04.65 1:17.93 | 600m: 7:41.85 1:18.81 | 800m: 10:16.24 1:15.20 | |
| DSQ | GUTH Regina | 05 SC Neustadt/Weinstr. | | | |
| | <i>G3 - did not swim and finish the race in the same lane in which he / she started (SW 10.3) (Time: 10:50)</i> | | | | |
| DNS | VERRASZTO Evelyn | 89 Team Hungary | | | |

Junior

| | | | | | |
|-----|---------------------------|------------------------|-----------------------|-----------------------|--|
| 1. | CABON Lean | 02 FFN Ouest | 9:07.20 | 695 | |
| | 100m: 1:04.04 1:04.04 | 300m: 3:20.54 1:08.45 | 500m: 5:39.38 1:09.56 | 700m: 7:59.45 1:10.00 | |
| | 200m: 2:12.09 1:08.05 | 400m: 4:29.82 1:09.28 | 600m: 6:49.45 1:10.07 | 800m: 9:07.20 1:07.75 | |
| 2. | PECHINI Monica | 03 Dimensione Nuoto | 9:09.11 | 688 | |
| | 100m: 1:03.51 1:03.51 | 300m: 3:21.65 1:09.37 | 500m: 5:41.94 1:09.84 | 700m: 8:02.51 1:10.03 | |
| | 200m: 2:12.28 1:08.77 | 400m: 4:32.10 1:10.45 | 600m: 6:52.48 1:10.54 | 800m: 9:09.11 1:06.60 | |
| 3. | WILKE Franka | 02 Plymouth Leander SC | 9:14.36 | 668 | |
| | 100m: 1:05.38 1:05.38 | 300m: 3:23.54 1:09.48 | 500m: 5:43.56 1:10.17 | 700m: 8:04.58 1:10.59 | |
| | 200m: 2:14.06 1:08.68 | 400m: 4:33.39 1:09.85 | 600m: 6:53.99 1:10.43 | 800m: 9:14.36 1:09.78 | |
| 4. | BROEGGER-ANDERSEN Camilla | 02 Aalborg Svoemmeklub | 9:27.21 | 624 | |
| | 100m: 1:06.46 1:06.46 | 300m: 3:28.82 1:11.30 | 500m: 5:53.31 1:12.48 | 700m: 8:17.47 1:12.84 | |
| | 200m: 2:17.52 1:11.06 | 400m: 4:40.83 1:12.01 | 600m: 7:04.63 1:11.32 | 800m: 9:27.21 1:09.74 | |
| 5. | RENIER Aurora | 03 Dimensione Nuoto | 9:28.09 | 621 | |
| | 100m: 1:06.12 1:06.12 | 300m: 3:29.53 1:11.88 | 500m: 5:54.52 1:12.37 | 700m: 8:18.79 1:11.91 | |
| | 200m: 2:17.65 1:11.53 | 400m: 4:42.15 1:12.62 | 600m: 7:06.88 1:12.36 | 800m: 9:28.09 1:09.30 | |
| 6. | DE ANGELIS Alessia | 03 Dimensione Nuoto | 9:33.06 | 605 | |
| | 100m: 1:06.38 1:06.38 | 300m: 3:28.96 1:11.61 | 500m: 5:54.27 1:12.88 | 700m: 8:20.99 1:13.55 | |
| | 200m: 2:17.35 1:10.97 | 400m: 4:41.39 1:12.43 | 600m: 7:07.44 1:13.17 | 800m: 9:33.06 1:12.07 | |
| 7. | PETERSEN Sofie Theophil | 03 Denmark Junior | 9:33.22 | 604 | |
| | 100m: 1:07.15 1:07.15 | 300m: 3:30.20 1:12.29 | 500m: 5:56.11 1:12.87 | 700m: 8:21.16 1:11.83 | |
| | 200m: 2:17.91 1:10.76 | 400m: 4:43.24 1:13.04 | 600m: 7:09.33 1:13.22 | 800m: 9:33.22 1:12.06 | |
| 8. | KUZNETCOVA Kseniia | 03 Youth of Moscow | 9:34.53 | 600 | |
| | 100m: 1:07.65 1:07.65 | 300m: 3:31.62 1:12.09 | 500m: 5:55.23 1:11.56 | 700m: 8:21.78 1:13.75 | |
| | 200m: 2:19.53 1:11.88 | 400m: 4:43.67 1:12.05 | 600m: 7:08.03 1:12.80 | 800m: 9:34.53 1:12.75 | |
| 9. | CEPECK Lea | 02 EN Tours | 9:36.41 | 594 | |
| | 100m: 1:07.06 1:07.06 | 300m: 3:31.20 1:12.50 | 500m: 5:58.64 1:13.93 | 700m: 8:26.69 1:13.85 | |
| | 200m: 2:18.70 1:11.64 | 400m: 4:44.71 1:13.51 | 600m: 7:12.84 1:14.20 | 800m: 9:36.41 1:09.72 | |
| 10. | SCHOEN Valentina | 02 SSG Saar Max Ritter | 9:42.85 | 575 | |
| | 100m: 1:08.07 1:08.07 | 300m: 3:35.74 1:14.24 | 500m: 6:04.03 1:13.90 | 700m: 8:31.34 1:13.29 | |
| | 200m: 2:21.50 1:13.43 | 400m: 4:50.13 1:14.39 | 600m: 7:18.05 1:14.02 | 800m: 9:42.85 1:11.51 | |
| 11. | SOERENSEN Emilie Wolf | 03 Aarhus Swim | 9:57.03 | 535 | |
| | 100m: 1:09.94 1:09.94 | 300m: 3:39.29 1:15.04 | 500m: 6:10.81 1:15.62 | 700m: 8:42.89 1:16.03 | |
| | 200m: 2:24.25 1:14.31 | 400m: 4:55.19 1:15.90 | 600m: 7:26.86 1:16.05 | 800m: 9:57.03 1:14.14 | |





Fédération Luxembourgeoise
de Natation et de Sauvetage

LUXEMBOURG

LET'S MAKE IT HAPPEN

21st Luxembourg Euro Meet 2019
Luxembourg, 25th - 27th January 2019

Event 105, Women, 800m Freestyle, Junior

| Rank | | | YB | | | Time | | | Pts | | | |
|------|--------------|---------|---------|-----------------------------------|---------|-----------------|-------|---------|---------|-------|----------|---------|
| 12. | SLAJS Emilie | | 03 | Cercle Royal de Natation Arlonais | | 10:00.09 | | | 527 * | | | |
| | 100m: | 1:09.30 | 1:09.30 | 300m: | 3:39.69 | 1:15.43 | 500m: | 6:12.24 | 1:16.44 | 700m: | 8:44.73 | 1:16.23 |
| | 200m: | 2:24.26 | 1:14.96 | 400m: | 4:55.80 | 1:16.11 | 600m: | 7:28.50 | 1:16.26 | 800m: | 10:00.09 | 1:15.36 |

Youth


| | | | | | | | | | | | | |
|-----|---------------------|---------|---------|----------------------------------|---------|-----------------|-------|---------|---------|-------|----------|---------|
| 1. | COLBERT Freya | | 04 | Swim England East Midlands | | 8:57.15 | | | 735 | | | |
| | 100m: | 1:04.22 | 1:04.22 | 300m: | 3:19.07 | 1:07.29 | 500m: | 5:34.51 | 1:07.57 | 700m: | 7:50.66 | 1:07.76 |
| | 200m: | 2:11.78 | 1:07.56 | 400m: | 4:26.94 | 1:07.87 | 600m: | 6:42.90 | 1:08.39 | 800m: | 8:57.15 | 1:06.49 |
| 2. | RICCI Nicole | | 04 | Swimming Luxembourg | | 9:13.93 | | | 670 | | | |
| | 100m: | 1:03.62 | 1:03.62 | 300m: | 3:25.20 | 1:11.11 | 500m: | 5:46.51 | 1:10.11 | 700m: | 8:06.51 | 1:09.82 |
| | 200m: | 2:14.09 | 1:10.47 | 400m: | 4:36.40 | 1:11.20 | 600m: | 6:56.69 | 1:10.18 | 800m: | 9:13.93 | 1:07.42 |
| 3. | JOMINET Lou | | 05 | Fed. Luxembourgeoise de Natation | | 9:18.72 | | | 653 | | | |
| | 100m: | 1:05.24 | 1:05.24 | 300m: | 3:25.17 | 1:10.12 | 500m: | 5:47.22 | 1:11.04 | 700m: | 8:09.17 | 1:10.84 |
| | 200m: | 2:15.05 | 1:09.81 | 400m: | 4:36.18 | 1:11.01 | 600m: | 6:58.33 | 1:11.11 | 800m: | 9:18.72 | 1:09.55 |
| 4. | ROSE Rianne | | 05 | Hessischer Schwimm-Verband | | 9:39.29 | | | 586 | | | |
| | 100m: | 1:07.04 | 1:07.04 | 300m: | 3:32.77 | 1:13.48 | 500m: | 6:01.71 | 1:14.22 | 700m: | 8:30.27 | 1:14.29 |
| | 200m: | 2:19.29 | 1:12.25 | 400m: | 4:47.49 | 1:14.72 | 600m: | 7:15.98 | 1:14.27 | 800m: | 9:39.29 | 1:09.02 |
| 5. | PELLEAU Ines | | 04 | FFN Ouest | | 9:40.38 | | | 582 | | | |
| | 100m: | 1:06.31 | 1:06.31 | 300m: | 3:30.55 | 1:13.17 | 500m: | 5:57.41 | 1:13.79 | 700m: | 8:26.63 | 1:14.70 |
| | 200m: | 2:17.38 | 1:11.07 | 400m: | 4:43.62 | 1:13.07 | 600m: | 7:11.93 | 1:14.52 | 800m: | 9:40.38 | 1:13.75 |
| 6. | LISTRAT Charlotte | | 04 | EN Tours | | 9:42.84 | | | 575 | | | |
| | 100m: | 1:09.05 | 1:09.05 | 300m: | 3:35.89 | 1:13.17 | 500m: | 6:04.38 | 1:14.12 | 700m: | 8:31.36 | 1:13.15 |
| | 200m: | 2:22.72 | 1:13.67 | 400m: | 4:50.26 | 1:14.37 | 600m: | 7:18.21 | 1:13.83 | 800m: | 9:42.84 | 1:11.48 |
| 7. | SILANI Sofia | | 05 | Dimensione Nuoto | | 9:43.68 | | | 572 | | | |
| | 100m: | 1:10.00 | 1:10.00 | 300m: | 3:37.17 | 1:12.87 | 500m: | 6:04.22 | 1:13.75 | 700m: | 8:32.48 | 1:14.30 |
| | 200m: | 2:24.30 | 1:14.30 | 400m: | 4:50.47 | 1:13.30 | 600m: | 7:18.18 | 1:13.96 | 800m: | 9:43.68 | 1:11.20 |
| 8. | BELLATRECCIA Chiara | | 04 | Dimensione Nuoto | | 9:54.63 | | | 541 | | | |
| | 100m: | 1:09.57 | 1:09.57 | 300m: | 3:38.95 | 1:14.86 | 500m: | 6:09.36 | 1:14.95 | 700m: | 8:40.55 | 1:15.75 |
| | 200m: | 2:24.09 | 1:14.52 | 400m: | 4:54.41 | 1:15.46 | 600m: | 7:24.80 | 1:15.44 | 800m: | 9:54.63 | 1:14.08 |
| 9. | BJERG Martha | | 04 | Aarhus Swim | | 9:54.71 | | | 541 | | | |
| | 100m: | 1:08.37 | 1:08.37 | 300m: | 3:37.53 | 1:15.05 | 500m: | 6:09.50 | 1:15.98 | 700m: | 8:40.87 | 1:15.50 |
| | 200m: | 2:22.48 | 1:14.11 | 400m: | 4:53.52 | 1:15.99 | 600m: | 7:25.37 | 1:15.87 | 800m: | 9:54.71 | 1:13.84 |
| 10. | CHAUVEHEID Hannah | | 04 | Liege Mosan | | 9:56.12 | | | 537 | | | |
| | 100m: | 1:09.32 | 1:09.32 | 300m: | 3:39.40 | 1:15.45 | 500m: | 6:11.24 | 1:15.24 | 700m: | 8:42.25 | 1:15.55 |
| | 200m: | 2:23.95 | 1:14.63 | 400m: | 4:56.00 | 1:16.60 | 600m: | 7:26.70 | 1:15.46 | 800m: | 9:56.12 | 1:13.87 |
| 11. | FORSON Zaira | | 05 | Ghana Swimming | | 10:16.24 | | | 486 | | | |
| | 100m: | 1:11.21 | 1:11.21 | 300m: | 3:46.72 | 1:18.70 | 500m: | 6:23.04 | 1:18.39 | 700m: | 9:01.04 | 1:19.19 |
| | 200m: | 2:28.02 | 1:16.81 | 400m: | 5:04.65 | 1:17.93 | 600m: | 7:41.85 | 1:18.81 | 800m: | 10:16.24 | 1:15.20 |

DSQ GUTH Regina

05 SC Neustadt/Weinstr.

G3 - did not swim and finish the race in the same lane in which he / she started (SW 10.3) (Time: 10:50)





Fédération Luxembourgeoise
de Natation et de Sauvetage

LUXEMBOURG

LET'S MAKE IT HAPPEN

21st Luxembourg Euro Meet 2019
Luxembourg, 25th - 27th January 2019

Event 106 Men, 1500m Freestyle 2004 and older
25.01.2019 - 17:45 sponsored by: Arena Results


| | | | | | |
|-----------------|----------|----------------------|-----|--------------|------------|
| Meet Record | 14:55.18 | ROMANCHUK Mykhaylo | UKR | Luxembourg | 27.01.2017 |
| World Record | 14:31.02 | SUN Yang | CHN | London (GBR) | 04.08.2012 |
| European Record | 14:34.04 | PALTRINIERI Gregorio | ITA | London (GBR) | 18.05.2016 |

Open 19 +: 17:00.00 / Junior 17 - 18: 17:40.00 / Youth 15 - 16: 18:10.00

Points: FINA 2018

| Rank | YB | | Time | | | | Pts | | |
|-------------|-------------------------|---------|------------------------------|---------|-----------------|---------|-----------------|---------|------------|
| Open | | | | | | | | | |
| 1. | FROLOV Sergiy | | 92 Energy Standard | | | | 15:28.49 | | 825 |
| | 100m: 1:00.26 | 1:00.26 | 500m: 5:09.73 | 1:02.28 | 900m: 9:16.42 | 1:01.50 | 1300m: 13:24.56 | 1:02.34 | |
| | 200m: 2:02.80 | 1:02.54 | 600m: 6:11.59 | 1:01.86 | 1000m: 10:18.11 | 1:01.69 | 1400m: 14:27.50 | 1:02.94 | |
| | 300m: 3:05.05 | 1:02.25 | 700m: 7:13.42 | 1:01.83 | 1100m: 11:19.98 | 1:01.87 | 1500m: 15:28.49 | 1:00.99 | |
| | 400m: 4:07.45 | 1:02.40 | 800m: 8:14.92 | 1:01.50 | 1200m: 12:22.22 | 1:02.24 | | | |
| 2. | SHEMBEREV Maksym | | 93 Azerbaijan | | | | 15:38.99 | | 798 |
| | 100m: 1:01.15 | 1:01.15 | 500m: 5:12.06 | 1:02.10 | 900m: 9:21.37 | 1:02.43 | 1300m: 13:33.11 | 1:03.42 | |
| | 200m: 2:04.10 | 1:02.95 | 600m: 6:14.03 | 1:01.97 | 1000m: 10:23.98 | 1:02.61 | 1400m: 14:36.40 | 1:03.29 | |
| | 300m: 3:07.21 | 1:03.11 | 700m: 7:16.37 | 1:02.34 | 1100m: 11:27.01 | 1:03.03 | 1500m: 15:38.99 | 1:02.59 | |
| | 400m: 4:09.96 | 1:02.75 | 800m: 8:18.94 | 1:02.57 | 1200m: 12:29.69 | 1:02.68 | | | |
| 3. | GIOVANNONI Ivan | | 02 Tiro a Volo Nuoto | | | | 15:51.85 | | 766 |
| | 100m: 59.88 | 59.88 | 500m: 5:13.94 | 1:03.57 | 900m: 9:30.26 | 1:04.44 | 1300m: 13:47.37 | 1:04.23 | |
| | 200m: 2:03.07 | 1:03.19 | 600m: 6:17.82 | 1:03.88 | 1000m: 10:34.79 | 1:04.53 | 1400m: 14:51.87 | 1:04.50 | |
| | 300m: 3:06.59 | 1:03.52 | 700m: 7:21.71 | 1:03.89 | 1100m: 11:38.99 | 1:04.20 | 1500m: 15:51.85 | 59.98 | |
| | 400m: 4:10.37 | 1:03.78 | 800m: 8:25.82 | 1:04.11 | 1200m: 12:43.14 | 1:04.15 | | | |
| 4. | BETH Silas | | 03 SG Bad Schwartau | | | | 15:54.06 | | 760 |
| | 100m: 58.74 | 58.74 | 500m: 5:13.57 | 1:04.46 | 900m: 9:32.23 | 1:04.18 | 1300m: 13:50.35 | 1:04.40 | |
| | 200m: 2:01.66 | 1:02.92 | 600m: 6:18.43 | 1:04.86 | 1000m: 10:36.80 | 1:04.57 | 1400m: 14:54.22 | 1:03.87 | |
| | 300m: 3:05.09 | 1:03.43 | 700m: 7:23.41 | 1:04.98 | 1100m: 11:41.22 | 1:04.42 | 1500m: 15:54.06 | 59.84 | |
| | 400m: 4:09.11 | 1:04.02 | 800m: 8:28.05 | 1:04.64 | 1200m: 12:45.95 | 1:04.73 | | | |
| 5. | DUDAS Daniel | | 94 Iron Swim | | | | 16:04.25 | | 737 |
| | 100m: 1:00.92 | 1:00.92 | 500m: 5:17.79 | 1:04.76 | 900m: 9:38.22 | 1:05.38 | 1300m: 13:59.08 | 1:05.39 | |
| | 200m: 2:04.51 | 1:03.59 | 600m: 6:22.26 | 1:04.47 | 1000m: 10:44.00 | 1:05.78 | 1400m: 15:04.08 | 1:05.00 | |
| | 300m: 3:08.61 | 1:04.10 | 700m: 7:27.43 | 1:05.17 | 1100m: 11:48.43 | 1:04.43 | 1500m: 16:04.25 | 1:00.17 | |
| | 400m: 4:13.03 | 1:04.42 | 800m: 8:32.84 | 1:05.41 | 1200m: 12:53.69 | 1:05.26 | | | |
| 6. | LINDHOLM Oskar | | 01 Denmark Junior | | | | 16:08.28 | | 727 |
| | 100m: 59.52 | 59.52 | 500m: 5:15.81 | 1:04.25 | 900m: 9:35.83 | 1:05.44 | 1300m: 13:59.96 | 1:06.08 | |
| | 200m: 2:03.41 | 1:03.89 | 600m: 6:20.21 | 1:04.40 | 1000m: 10:41.79 | 1:05.96 | 1400m: 15:05.45 | 1:05.49 | |
| | 300m: 3:07.20 | 1:03.79 | 700m: 7:25.23 | 1:05.02 | 1100m: 11:47.83 | 1:06.04 | 1500m: 16:08.28 | 1:02.83 | |
| | 400m: 4:11.56 | 1:04.36 | 800m: 8:30.39 | 1:05.16 | 1200m: 12:53.88 | 1:06.05 | | | |
| 7. | KEBER Christian | | 98 SC Wiesbaden 1911 | | | | 16:08.49 | | 727 |
| | 100m: 1:01.23 | 1:01.23 | 500m: 5:18.61 | 1:04.49 | 900m: 9:38.34 | 1:05.17 | 1300m: 13:59.00 | 1:05.44 | |
| | 200m: 2:05.33 | 1:04.10 | 600m: 6:23.38 | 1:04.77 | 1000m: 10:43.83 | 1:05.49 | 1400m: 15:04.52 | 1:05.52 | |
| | 300m: 3:09.63 | 1:04.30 | 700m: 7:28.10 | 1:04.72 | 1100m: 11:48.75 | 1:04.92 | 1500m: 16:08.49 | 1:03.97 | |
| | 400m: 4:14.12 | 1:04.49 | 800m: 8:33.17 | 1:05.07 | 1200m: 12:53.56 | 1:04.81 | | | |
| 8. | KRASNIQI Arti | | 99 Swim-Team Elmshorn | | | | 16:12.13 | | 719 |
| | 100m: 1:00.85 | 1:00.85 | 500m: 5:16.48 | 1:04.26 | 900m: 9:35.81 | 1:05.22 | 1300m: 14:01.84 | 1:06.80 | |
| | 200m: 2:04.35 | 1:03.50 | 600m: 6:20.78 | 1:04.30 | 1000m: 10:41.76 | 1:05.95 | 1400m: 15:07.99 | 1:06.15 | |
| | 300m: 3:08.07 | 1:03.72 | 700m: 7:25.62 | 1:04.84 | 1100m: 11:48.07 | 1:06.31 | 1500m: 16:12.13 | 1:04.14 | |
| | 400m: 4:12.22 | 1:04.15 | 800m: 8:30.59 | 1:04.97 | 1200m: 12:55.04 | 1:06.97 | | | |





Fédération Luxembourgeoise
de Natation et de Sauvetage

LUXEMBOURG


LET'S MAKE IT HAPPEN

21st Luxembourg Euro Meet 2019
Luxembourg, 25th - 27th January 2019

Event 106, Men, 1500m Freestyle, Open

| Rank | | | YB | | | Time | Pts | |
|------|----------------------|---------|---------------|-----------------------------------|-----------------|-----------------|-----------------|---------|
| 9. | BERINGUE Raphael | | 01 | CA Orsay | | 16:20.76 | 700 | |
| | 100m: 1:00.27 | 1:00.27 | 500m: 5:19.24 | 1:04.72 | 900m: 9:42.70 | 1:05.85 | 1300m: 14:08.57 | 1:06.84 |
| | 200m: 2:04.91 | 1:04.64 | 600m: 6:24.39 | 1:05.15 | 1000m: 10:49.43 | 1:06.73 | 1400m: 15:16.54 | 1:07.97 |
| | 300m: 3:10.12 | 1:05.21 | 700m: 7:30.25 | 1:05.86 | 1100m: 11:55.54 | 1:06.11 | 1500m: 16:20.76 | 1:04.22 |
| | 400m: 4:14.52 | 1:04.40 | 800m: 8:36.85 | 1:06.60 | 1200m: 13:01.73 | 1:06.19 | | |
| 10. | KANTZENBACH Jon | | 02 | Hessischer Schwimm-Verband | | 16:21.60 | 698 | |
| | 100m: 1:01.81 | 1:01.81 | 500m: 5:25.21 | 1:05.89 | 900m: 9:48.76 | 1:05.75 | 1300m: 14:11.65 | 1:05.90 |
| | 200m: 2:07.74 | 1:05.93 | 600m: 6:31.22 | 1:06.01 | 1000m: 10:54.45 | 1:05.69 | 1400m: 15:17.60 | 1:05.95 |
| | 300m: 3:13.30 | 1:05.56 | 700m: 7:37.17 | 1:05.95 | 1100m: 12:00.10 | 1:05.65 | 1500m: 16:21.60 | 1:04.00 |
| | 400m: 4:19.32 | 1:06.02 | 800m: 8:43.01 | 1:05.84 | 1200m: 13:05.75 | 1:05.65 | | |
| 11. | JEDEL Christopher | | 95 | Team West | | 16:42.32 | 656 | |
| | 100m: 1:01.64 | 1:01.64 | 500m: 5:25.98 | 1:07.05 | 900m: 9:56.65 | 1:08.00 | 1300m: 14:27.71 | 1:08.20 |
| | 200m: 2:06.55 | 1:04.91 | 600m: 6:33.43 | 1:07.45 | 1000m: 11:04.47 | 1:07.82 | 1400m: 15:35.64 | 1:07.93 |
| | 300m: 3:12.45 | 1:05.90 | 700m: 7:40.93 | 1:07.50 | 1100m: 12:12.12 | 1:07.65 | 1500m: 16:42.32 | 1:06.68 |
| | 400m: 4:18.93 | 1:06.48 | 800m: 8:48.65 | 1:07.72 | 1200m: 13:19.51 | 1:07.39 | | |
| 12. | SUMIN Ivan | | 03 | Youth of Moscow | | 16:44.10 | 652 | |
| | 100m: 1:01.84 | 1:01.84 | 500m: 5:28.39 | 1:07.64 | 900m: 9:58.85 | 1:07.38 | 1300m: 14:29.95 | 1:08.12 |
| | 200m: 2:07.33 | 1:05.49 | 600m: 6:35.88 | 1:07.49 | 1000m: 11:06.40 | 1:07.55 | 1400m: 15:37.80 | 1:07.85 |
| | 300m: 3:13.54 | 1:06.21 | 700m: 7:43.89 | 1:08.01 | 1100m: 12:14.05 | 1:07.65 | 1500m: 16:44.10 | 1:06.30 |
| | 400m: 4:20.75 | 1:07.21 | 800m: 8:51.47 | 1:07.58 | 1200m: 13:21.83 | 1:07.78 | | |
| 13. | WILLIAMS Joshua | | 02 | Swim Wales | | 16:55.19 | 631 | |
| | 100m: 1:02.11 | 1:02.11 | 500m: 5:29.48 | 1:06.30 | 900m: 9:57.72 | 1:08.45 | 1300m: 14:36.63 | 1:11.13 |
| | 200m: 2:08.84 | 1:06.73 | 600m: 6:34.98 | 1:05.50 | 1000m: 11:06.79 | 1:09.07 | 1400m: 15:46.82 | 1:10.19 |
| | 300m: 3:15.99 | 1:07.15 | 700m: 7:41.58 | 1:06.60 | 1100m: 12:15.96 | 1:09.17 | 1500m: 16:55.19 | 1:08.37 |
| | 400m: 4:23.18 | 1:07.19 | 800m: 8:49.27 | 1:07.69 | 1200m: 13:25.50 | 1:09.54 | | |
| 14. | DENGIS Bastien | | 02 | Liege Mosan | | 17:05.60 | 612 | |
| | 100m: 1:04.20 | 1:04.20 | 500m: 5:36.22 | 1:08.60 | 900m: 10:14.30 | 1:09.45 | 1300m: 14:49.17 | 1:08.61 |
| | 200m: 2:11.22 | 1:07.02 | 600m: 6:45.22 | 1:09.00 | 1000m: 11:24.48 | 1:10.18 | 1400m: 15:58.33 | 1:09.16 |
| | 300m: 3:19.09 | 1:07.87 | 700m: 7:55.30 | 1:10.08 | 1100m: 12:34.25 | 1:09.77 | 1500m: 17:05.60 | 1:07.27 |
| | 400m: 4:27.62 | 1:08.53 | 800m: 9:04.85 | 1:09.55 | 1200m: 13:40.56 | 1:06.31 | | |
| 15. | GDANIEC Hubert | | 04 | Plymouth Leander SC | | 17:07.30 | 609 | |
| | 100m: 1:04.14 | 1:04.14 | 500m: 5:39.18 | 1:09.09 | 900m: 10:14.41 | 1:08.73 | 1300m: 14:51.24 | 1:09.75 |
| | 200m: 2:12.57 | 1:08.43 | 600m: 6:48.11 | 1:08.93 | 1000m: 11:23.42 | 1:09.01 | 1400m: 16:00.37 | 1:09.13 |
| | 300m: 3:21.36 | 1:08.79 | 700m: 7:56.74 | 1:08.63 | 1100m: 12:32.63 | 1:09.21 | 1500m: 17:07.30 | 1:06.93 |
| | 400m: 4:30.09 | 1:08.73 | 800m: 9:05.68 | 1:08.94 | 1200m: 13:41.49 | 1:08.86 | | |
| 16. | DANTHINE Zacharie | | 04 | Cercle Royal de Natation Arlonais | | 17:07.83 | 608 | |
| | 100m: 1:03.15 | 1:03.15 | 500m: 5:38.23 | 1:09.48 | 900m: 10:13.47 | 1:09.65 | 1300m: 14:50.77 | 1:09.53 |
| | 200m: 2:11.27 | 1:08.12 | 600m: 6:45.28 | 1:07.05 | 1000m: 11:23.63 | 1:10.16 | 1400m: 16:00.61 | 1:09.84 |
| | 300m: 3:19.82 | 1:08.55 | 700m: 7:54.51 | 1:09.23 | 1100m: 12:31.94 | 1:08.31 | 1500m: 17:07.83 | 1:07.22 |
| | 400m: 4:28.75 | 1:08.93 | 800m: 9:03.82 | 1:09.31 | 1200m: 13:41.24 | 1:09.30 | | |
| 17. | WERNER Nick | | 01 | SSG Saar Max Ritter | | 17:10.18 | 604 | |
| | 100m: 1:04.74 | 1:04.74 | 500m: 5:36.39 | 1:08.62 | 900m: 10:14.96 | 1:09.74 | 1300m: 14:53.27 | 1:09.38 |
| | 200m: 2:12.28 | 1:07.54 | 600m: 6:45.46 | 1:09.07 | 1000m: 11:24.53 | 1:09.57 | 1400m: 16:02.70 | 1:09.43 |
| | 300m: 3:19.86 | 1:07.58 | 700m: 7:55.37 | 1:09.91 | 1100m: 12:34.15 | 1:09.62 | 1500m: 17:10.18 | 1:07.48 |
| | 400m: 4:27.77 | 1:07.91 | 800m: 9:05.22 | 1:09.85 | 1200m: 13:43.89 | 1:09.74 | | |
| 18. | MASCARENHAS Henrique | | 01 | Plymouth Leander SC | | 17:17.44 | 591 | |
| | 100m: 1:02.61 | 1:02.61 | 500m: 5:40.04 | 1:09.95 | 900m: 10:18.63 | 1:09.80 | 1300m: 14:59.32 | 1:10.50 |
| | 200m: 2:11.18 | 1:08.57 | 600m: 6:49.59 | 1:09.55 | 1000m: 11:28.74 | 1:10.11 | 1400m: 16:09.54 | 1:10.22 |
| | 300m: 3:20.34 | 1:09.16 | 700m: 7:59.08 | 1:09.49 | 1100m: 12:38.65 | 1:09.91 | 1500m: 17:17.44 | 1:07.90 |
| | 400m: 4:30.09 | 1:09.75 | 800m: 9:08.83 | 1:09.75 | 1200m: 13:48.82 | 1:10.17 | | |





Fédération Luxembourgeoise
de Natation et de Sauvetage

LUXEMBOURG

LET'S MAKE IT HAPPEN

21st Luxembourg Euro Meet 2019
Luxembourg, 25th - 27th January 2019


Event 106, Men, 1500m Freestyle, Open

| Rank | | | YB | | | Time | | | Pts |
|------|--------------------------|---------|---------------|---------------------|-----------------|-----------------|-----------------|---------|-----|
| 19. | ADILGEREYEV Adil | | 02 | Dostyk Aktobe | | 17:36.36 | | | 560 |
| | 100m: 1:02.68 | 1:02.68 | 500m: 5:42.15 | 1:10.95 | 900m: 10:29.52 | 1:11.38 | 1300m: 15:15.38 | 1:11.40 | |
| | 200m: 2:11.31 | 1:08.63 | 600m: 6:54.04 | 1:11.89 | 1000m: 11:41.45 | 1:11.93 | 1400m: 16:26.76 | 1:11.38 | |
| | 300m: 3:20.89 | 1:09.58 | 700m: 8:05.50 | 1:11.46 | 1100m: 12:52.95 | 1:11.50 | 1500m: 17:36.36 | 1:09.60 | |
| | 400m: 4:31.20 | 1:10.31 | 800m: 9:18.14 | 1:12.64 | 1200m: 14:03.98 | 1:11.03 | | | |
| 20. | CAPEL Theo | | 04 | ASPTT Limoges | | 17:37.78 | | | 558 |
| | 100m: 1:04.72 | 1:04.72 | 500m: 5:46.65 | 1:11.02 | 900m: 10:32.56 | 1:12.17 | 1300m: 15:17.63 | 1:10.92 | |
| | 200m: 2:14.97 | 1:10.25 | 600m: 6:57.70 | 1:11.05 | 1000m: 11:44.41 | 1:11.85 | 1400m: 16:28.43 | 1:10.80 | |
| | 300m: 3:24.73 | 1:09.76 | 700m: 8:08.69 | 1:10.99 | 1100m: 12:55.07 | 1:10.66 | 1500m: 17:37.78 | 1:09.35 | |
| | 400m: 4:35.63 | 1:10.90 | 800m: 9:20.39 | 1:11.70 | 1200m: 14:06.71 | 1:11.64 | | | |
| 21. | SILVA SIEIRA Carlos | | 03 | Plymouth Leander SC | | 17:41.99 | | | 551 |
| | 100m: 1:04.78 | 1:04.78 | 500m: 5:47.20 | 1:11.16 | 900m: 10:32.73 | 1:11.44 | 1300m: 15:19.57 | 1:11.51 | |
| | 200m: 2:14.78 | 1:10.00 | 600m: 6:58.18 | 1:10.98 | 1000m: 11:43.98 | 1:11.25 | 1400m: 16:30.87 | 1:11.30 | |
| | 300m: 3:25.18 | 1:10.40 | 700m: 8:09.39 | 1:11.21 | 1100m: 12:55.65 | 1:11.67 | 1500m: 17:41.99 | 1:11.12 | |
| | 400m: 4:36.04 | 1:10.86 | 800m: 9:21.29 | 1:11.90 | 1200m: 14:08.06 | 1:12.41 | | | |
| 22. | LOMBARDO Maxime | | 03 | CD54 Natation | | 17:58.48 | | | 526 |
| | 100m: 1:03.02 | 1:03.02 | 500m: 5:48.56 | 1:12.08 | 900m: 10:42.63 | 1:12.95 | 1300m: 15:37.31 | 1:15.12 | |
| | 200m: 2:13.35 | 1:10.33 | 600m: 7:02.23 | 1:13.67 | 1000m: 11:56.11 | 1:13.48 | 1400m: 16:48.74 | 1:11.43 | |
| | 300m: 3:24.74 | 1:11.39 | 700m: 8:15.47 | 1:13.24 | 1100m: 13:08.37 | 1:12.26 | 1500m: 17:58.48 | 1:09.74 | |
| | 400m: 4:36.48 | 1:11.74 | 800m: 9:29.68 | 1:14.21 | 1200m: 14:22.19 | 1:13.82 | | | |
| DNS | DELLA COLETTA Alessandro | | 03 | Dimensione Nuoto | | | | | |
| DNS | ALESSANDRI Iacopo | | 02 | Dimensione Nuoto | | | | | |
| DNS | ASHLEY-SPARKS Freddie | | 02 | Plymouth Leander SC | | | | | |

Junior

| | | | | | | | | | |
|----|------------------|---------|---------------|----------------------------|-----------------|-----------------|-----------------|---------|-----|
| 1. | GIOVANNONI Ivan | | 02 | Tiro a Volo Nuoto | | 15:51.85 | | | 766 |
| | 100m: 59.88 | 59.88 | 500m: 5:13.94 | 1:03.57 | 900m: 9:30.26 | 1:04.44 | 1300m: 13:47.37 | 1:04.23 | |
| | 200m: 2:03.07 | 1:03.19 | 600m: 6:17.82 | 1:03.88 | 1000m: 10:34.79 | 1:04.53 | 1400m: 14:51.87 | 1:04.50 | |
| | 300m: 3:06.59 | 1:03.52 | 700m: 7:21.71 | 1:03.89 | 1100m: 11:38.99 | 1:04.20 | 1500m: 15:51.85 | 59.98 | |
| | 400m: 4:10.37 | 1:03.78 | 800m: 8:25.82 | 1:04.11 | 1200m: 12:43.14 | 1:04.15 | | | |
| 2. | LINDHOLM Oskar | | 01 | Denmark Junior | | 16:08.28 | | | 727 |
| | 100m: 59.52 | 59.52 | 500m: 5:15.81 | 1:04.25 | 900m: 9:35.83 | 1:05.44 | 1300m: 13:59.96 | 1:06.08 | |
| | 200m: 2:03.41 | 1:03.89 | 600m: 6:20.21 | 1:04.40 | 1000m: 10:41.79 | 1:05.96 | 1400m: 15:05.45 | 1:05.49 | |
| | 300m: 3:07.20 | 1:03.79 | 700m: 7:25.23 | 1:05.02 | 1100m: 11:47.83 | 1:06.04 | 1500m: 16:08.28 | 1:02.83 | |
| | 400m: 4:11.56 | 1:04.36 | 800m: 8:30.39 | 1:05.16 | 1200m: 12:53.88 | 1:06.05 | | | |
| 3. | BERINGUE Raphael | | 01 | CA Orsay | | 16:20.76 | | | 700 |
| | 100m: 1:00.27 | 1:00.27 | 500m: 5:19.24 | 1:04.72 | 900m: 9:42.70 | 1:05.85 | 1300m: 14:08.57 | 1:06.84 | |
| | 200m: 2:04.91 | 1:04.64 | 600m: 6:24.39 | 1:05.15 | 1000m: 10:49.43 | 1:06.73 | 1400m: 15:16.54 | 1:07.97 | |
| | 300m: 3:10.12 | 1:05.21 | 700m: 7:30.25 | 1:05.86 | 1100m: 11:55.54 | 1:06.11 | 1500m: 16:20.76 | 1:04.22 | |
| | 400m: 4:14.52 | 1:04.40 | 800m: 8:36.85 | 1:06.60 | 1200m: 13:01.73 | 1:06.19 | | | |
| 4. | KANTZENBACH Jon | | 02 | Hessischer Schwimm-Verband | | 16:21.60 | | | 698 |
| | 100m: 1:01.81 | 1:01.81 | 500m: 5:25.21 | 1:05.89 | 900m: 9:48.76 | 1:05.75 | 1300m: 14:11.65 | 1:05.90 | |
| | 200m: 2:07.74 | 1:05.93 | 600m: 6:31.22 | 1:06.01 | 1000m: 10:54.45 | 1:05.69 | 1400m: 15:17.60 | 1:05.95 | |
| | 300m: 3:13.30 | 1:05.56 | 700m: 7:37.17 | 1:05.95 | 1100m: 12:00.10 | 1:05.65 | 1500m: 16:21.60 | 1:04.00 | |
| | 400m: 4:19.32 | 1:06.02 | 800m: 8:43.01 | 1:05.84 | 1200m: 13:05.75 | 1:05.65 | | | |
| 5. | WILLIAMS Joshua | | 02 | Swim Wales | | 16:55.19 | | | 631 |
| | 100m: 1:02.11 | 1:02.11 | 500m: 5:29.48 | 1:06.30 | 900m: 9:57.72 | 1:08.45 | 1300m: 14:36.63 | 1:11.13 | |
| | 200m: 2:08.84 | 1:06.73 | 600m: 6:34.98 | 1:05.50 | 1000m: 11:06.79 | 1:09.07 | 1400m: 15:46.82 | 1:10.19 | |
| | 300m: 3:15.99 | 1:07.15 | 700m: 7:41.58 | 1:06.60 | 1100m: 12:15.96 | 1:09.17 | 1500m: 16:55.19 | 1:08.37 | |
| | 400m: 4:23.18 | 1:07.19 | 800m: 8:49.27 | 1:07.69 | 1200m: 13:25.50 | 1:09.54 | | | |





Fédération Luxembourgeoise
de Natation et de Sauvetage

LUXEMBOURG

LET'S MAKE IT HAPPEN

21st Luxembourg Euro Meet 2019
Luxembourg, 25th - 27th January 2019

Event 106, Boys, 1500m Freestyle, Junior

| Rank | | | YB | | | Time | | | Pts |
|------|------------------------------|---------|---------------|----------------------------|-----------------|-----------------|-----------------|---------|------------|
| 6. | DENGIS Bastien | | 02 | Liege Mosan | | 17:05.60 | | | 612 |
| | 100m: 1:04.20 | 1:04.20 | 500m: 5:36.22 | 1:08.60 | 900m: 10:14.30 | 1:09.45 | 1300m: 14:49.17 | 1:08.61 | |
| | 200m: 2:11.22 | 1:07.02 | 600m: 6:45.22 | 1:09.00 | 1000m: 11:24.48 | 1:10.18 | 1400m: 15:58.33 | 1:09.16 | |
| | 300m: 3:19.09 | 1:07.87 | 700m: 7:55.30 | 1:10.08 | 1100m: 12:34.25 | 1:09.77 | 1500m: 17:05.60 | 1:07.27 | |
| | 400m: 4:27.62 | 1:08.53 | 800m: 9:04.85 | 1:09.55 | 1200m: 13:40.56 | 1:06.31 | | | |
| 7. | WERNER Nick | | 01 | SSG Saar Max Ritter | | 17:10.18 | | | 604 |
| | 100m: 1:04.74 | 1:04.74 | 500m: 5:36.39 | 1:08.62 | 900m: 10:14.96 | 1:09.74 | 1300m: 14:53.27 | 1:09.38 | |
| | 200m: 2:12.28 | 1:07.54 | 600m: 6:45.46 | 1:09.07 | 1000m: 11:24.53 | 1:09.57 | 1400m: 16:02.70 | 1:09.43 | |
| | 300m: 3:19.86 | 1:07.58 | 700m: 7:55.37 | 1:09.91 | 1100m: 12:34.15 | 1:09.62 | 1500m: 17:10.18 | 1:07.48 | |
| | 400m: 4:27.77 | 1:07.91 | 800m: 9:05.22 | 1:09.85 | 1200m: 13:43.89 | 1:09.74 | | | |
| 8. | MASCARENHAS Henrique | | 01 | Plymouth Leander SC | | 17:17.44 | | | 591 |
| | 100m: 1:02.61 | 1:02.61 | 500m: 5:40.04 | 1:09.95 | 900m: 10:18.63 | 1:09.80 | 1300m: 14:59.32 | 1:10.50 | |
| | 200m: 2:11.18 | 1:08.57 | 600m: 6:49.59 | 1:09.55 | 1000m: 11:28.74 | 1:10.11 | 1400m: 16:09.54 | 1:10.22 | |
| | 300m: 3:20.34 | 1:09.16 | 700m: 7:59.08 | 1:09.49 | 1100m: 12:38.65 | 1:09.91 | 1500m: 17:17.44 | 1:07.90 | |
| | 400m: 4:30.09 | 1:09.75 | 800m: 9:08.83 | 1:09.75 | 1200m: 13:48.82 | 1:10.17 | | | |
| 9. | ADILGEREYEV Adil | | 02 | Dostyk Aktobe | | 17:36.36 | | | 560 |
| | 100m: 1:02.68 | 1:02.68 | 500m: 5:42.15 | 1:10.95 | 900m: 10:29.52 | 1:11.38 | 1300m: 15:15.38 | 1:11.40 | |
| | 200m: 2:11.31 | 1:08.63 | 600m: 6:54.04 | 1:11.89 | 1000m: 11:41.45 | 1:11.93 | 1400m: 16:26.76 | 1:11.38 | |
| | 300m: 3:20.89 | 1:09.58 | 700m: 8:05.50 | 1:11.46 | 1100m: 12:52.95 | 1:11.50 | 1500m: 17:36.36 | 1:09.60 | |
| | 400m: 4:31.20 | 1:10.31 | 800m: 9:18.14 | 1:12.64 | 1200m: 14:03.98 | 1:11.03 | | | |
| DNS | ALESSANDRI Iacopo | | 02 | Dimensione Nuoto | | | | | |
| DNS | ASHLEY-SPARKS Freddie | | 02 | Plymouth Leander SC | | | | | |

Youth

| | | | | | | | | | |
|----|--------------------------|---------|---------------|--|-----------------|-----------------|-----------------|---------|------------|
| 1. | BETH Silas | | 03 | SG Bad Schwartau | | 15:54.06 | | | 760 |
| | 100m: 58.74 | 58.74 | 500m: 5:13.57 | 1:04.46 | 900m: 9:32.23 | 1:04.18 | 1300m: 13:50.35 | 1:04.40 | |
| | 200m: 2:01.66 | 1:02.92 | 600m: 6:18.43 | 1:04.86 | 1000m: 10:36.80 | 1:04.57 | 1400m: 14:54.22 | 1:03.87 | |
| | 300m: 3:05.09 | 1:03.43 | 700m: 7:23.41 | 1:04.98 | 1100m: 11:41.22 | 1:04.42 | 1500m: 15:54.06 | 59.84 | |
| | 400m: 4:09.11 | 1:04.02 | 800m: 8:28.05 | 1:04.64 | 1200m: 12:45.95 | 1:04.73 | | | |
| 2. | SUMIN Ivan | | 03 | Youth of Moscow | | 16:44.10 | | | 652 |
| | 100m: 1:01.84 | 1:01.84 | 500m: 5:28.39 | 1:07.64 | 900m: 9:58.85 | 1:07.38 | 1300m: 14:29.95 | 1:08.12 | |
| | 200m: 2:07.33 | 1:05.49 | 600m: 6:35.88 | 1:07.49 | 1000m: 11:06.40 | 1:07.55 | 1400m: 15:37.80 | 1:07.85 | |
| | 300m: 3:13.54 | 1:06.21 | 700m: 7:43.89 | 1:08.01 | 1100m: 12:14.05 | 1:07.65 | 1500m: 16:44.10 | 1:06.30 | |
| | 400m: 4:20.75 | 1:07.21 | 800m: 8:51.47 | 1:07.58 | 1200m: 13:21.83 | 1:07.78 | | | |
| 3. | GDANIEC Hubert | | 04 | Plymouth Leander SC | | 17:07.30 | | | 609 |
| | 100m: 1:04.14 | 1:04.14 | 500m: 5:39.18 | 1:09.09 | 900m: 10:14.41 | 1:08.73 | 1300m: 14:51.24 | 1:09.75 | |
| | 200m: 2:12.57 | 1:08.43 | 600m: 6:48.11 | 1:08.93 | 1000m: 11:23.42 | 1:09.01 | 1400m: 16:00.37 | 1:09.13 | |
| | 300m: 3:21.36 | 1:08.79 | 700m: 7:56.74 | 1:08.63 | 1100m: 12:32.63 | 1:09.21 | 1500m: 17:07.30 | 1:06.93 | |
| | 400m: 4:30.09 | 1:08.73 | 800m: 9:05.68 | 1:08.94 | 1200m: 13:41.49 | 1:08.86 | | | |
| 4. | DANTHINE Zacharie | | 04 | Cercle Royal de Natation Arlonais | | 17:07.83 | | | 608 |
| | 100m: 1:03.15 | 1:03.15 | 500m: 5:38.23 | 1:09.48 | 900m: 10:13.47 | 1:09.65 | 1300m: 14:50.77 | 1:09.53 | |
| | 200m: 2:11.27 | 1:08.12 | 600m: 6:45.28 | 1:07.05 | 1000m: 11:23.63 | 1:10.16 | 1400m: 16:00.61 | 1:09.84 | |
| | 300m: 3:19.82 | 1:08.55 | 700m: 7:54.51 | 1:09.23 | 1100m: 12:31.94 | 1:08.31 | 1500m: 17:07.83 | 1:07.22 | |
| | 400m: 4:28.75 | 1:08.93 | 800m: 9:03.82 | 1:09.31 | 1200m: 13:41.24 | 1:09.30 | | | |
| 5. | CAPEL Theo | | 04 | ASPTT Limoges | | 17:37.78 | | | 558 |
| | 100m: 1:04.72 | 1:04.72 | 500m: 5:46.65 | 1:11.02 | 900m: 10:32.56 | 1:12.17 | 1300m: 15:17.63 | 1:10.92 | |
| | 200m: 2:14.97 | 1:10.25 | 600m: 6:57.70 | 1:11.05 | 1000m: 11:44.41 | 1:11.85 | 1400m: 16:28.43 | 1:10.80 | |
| | 300m: 3:24.73 | 1:09.76 | 700m: 8:08.69 | 1:10.99 | 1100m: 12:55.07 | 1:10.66 | 1500m: 17:37.78 | 1:09.35 | |
| | 400m: 4:35.63 | 1:10.90 | 800m: 9:20.39 | 1:11.70 | 1200m: 14:06.71 | 1:11.64 | | | |





Fédération Luxembourgeoise
de Natation et de Sauvetage

LUXEMBOURG

LET'S MAKE IT HAPPEN

21st Luxembourg Euro Meet 2019
Luxembourg, 25th - 27th January 2019

Event 106, Boys, 1500m Freestyle, Youth

| Rank | | | YB | | | Time | Pts | | | | | |
|------|--------------------------|---------|---------|---------------------|---------|-----------------|--------|----------|---------|--------|----------|---------|
| 6. | SILVA SIEIRA Carlos | | 03 | Plymouth Leander SC | | 17:41.99 | 551 | | | | | |
| | 100m: | 1:04.78 | 1:04.78 | 500m: | 5:47.20 | 1:11.16 | 900m: | 10:32.73 | 1:11.44 | 1300m: | 15:19.57 | 1:11.51 |
| | 200m: | 2:14.78 | 1:10.00 | 600m: | 6:58.18 | 1:10.98 | 1000m: | 11:43.98 | 1:11.25 | 1400m: | 16:30.87 | 1:11.30 |
| | 300m: | 3:25.18 | 1:10.40 | 700m: | 8:09.39 | 1:11.21 | 1100m: | 12:55.65 | 1:11.67 | 1500m: | 17:41.99 | 1:11.12 |
| | 400m: | 4:36.04 | 1:10.86 | 800m: | 9:21.29 | 1:11.90 | 1200m: | 14:08.06 | 1:12.41 | | | |
| 7. | LOMBARDO Maxime | | 03 | CD54 Natation | | 17:58.48 | 526 | | | | | |
| | 100m: | 1:03.02 | 1:03.02 | 500m: | 5:48.56 | 1:12.08 | 900m: | 10:42.63 | 1:12.95 | 1300m: | 15:37.31 | 1:15.12 |
| | 200m: | 2:13.35 | 1:10.33 | 600m: | 7:02.23 | 1:13.67 | 1000m: | 11:56.11 | 1:13.48 | 1400m: | 16:48.74 | 1:11.43 |
| | 300m: | 3:24.74 | 1:11.39 | 700m: | 8:15.47 | 1:13.24 | 1100m: | 13:08.37 | 1:12.26 | 1500m: | 17:58.48 | 1:09.74 |
| | 400m: | 4:36.48 | 1:11.74 | 800m: | 9:29.68 | 1:14.21 | 1200m: | 14:22.19 | 1:13.82 | | | |
| DNS | DELLA COLETTA Alessandro | | 03 | Dimensione Nuoto | | | | | | | | |





Fédération Luxembourgeoise
de Natation et de Sauvetage

LUXEMBOURG

LET'S MAKE IT HAPPEN

21st Luxembourg Euro Meet 2019
Luxembourg, 25th - 27th January 2019

Event 107
25.01.2019 - 18:12

Women, 100m Backstroke
sponsored by: LEN


Open
Results Finals

| | | | | | |
|-----------------|---------|------------------|-----|--------------|------------|
| Meet Record | 1:00.00 | HOSSZU Katinka | HUN | Luxembourg | 30.01.2016 |
| World Record | 58.00 | BAKER Kathleen S | USA | Irvine (USA) | 28.07.2018 |
| European Record | 58.12 | SPOFFORTH Gemma | GBR | Rome (ITA) | 28.07.2009 |

Points: FINA 2018

| Rank | | YB | | Time | Pts | 50m | 100m |
|---------|--------------------|----|-------------------------------|----------------|-----|-------|---------|
| Final A | | | | | | | |
| 1. | KUBOVA Simona | 91 | Slavie Chomutov | 1:00.99 | 864 | 29.51 | 1:00.99 |
| 2. | DAVIS Georgia | 90 | Energy Standard | 1:01.02 | 863 | 29.64 | 1:01.02 |
| 3. | SCALIA Silvia | 95 | Italian Swimming Federation | 1:01.22 | 854 | 29.55 | 1:01.22 |
| 4. | SJOESTROM Sarah | 93 | Energy Standard | 1:01.41 | 846 | 29.59 | 1:01.41 |
| 5. | KOST Nina | 95 | Schwimmclub Uster Wallisellen | 1:02.27 | 812 | 29.95 | 1:02.27 |
| 6. | MENSING Jenny | 86 | Hessischer Schwimm-Verband | 1:02.51 | 802 | 30.39 | 1:02.51 |
| 7. | PILHATSCH Caroline | 99 | AT Graz | 1:02.67 | 796 | 30.05 | 1:02.67 |
| 8. | HOSSZU Katinka | 89 | Iron Swim | 1:03.11 | 780 | 30.73 | 1:03.11 |
| 9. | UGOLKOVA Maria | 89 | Schwimmclub Uster Wallisellen | 1:03.12 | 779 | 30.41 | 1:03.12 |
| 10. | BORRA Giulia | 01 | Team Insubrika | 1:05.21 | 707 | 31.09 | 1:05.21 |
| Final B | | | | | | | |
| 11. | FORSS Trine | 03 | Team West | 1:03.67 | 759 | 31.04 | 1:03.67 |
| 12. | WOLTER Celine | 04 | Dresdner SC 1898 e.V. | 1:03.93 | 750 | 31.20 | 1:03.93 |
| 13. | RAMATELLI Giulia | 00 | Tiro a Volo Nuoto | 1:04.41 | 733 | 31.80 | 1:04.41 |
| 14. | ASPRISSI Karen | 02 | Team Insubrika | 1:04.91 | 717 | 31.27 | 1:04.91 |
| 15. | SOERENSEN Karoline | 02 | Denmark Junior | 1:04.95 | 715 | 31.62 | 1:04.95 |
| 16. | OSRIN Honey | 03 | Plymouth Leander SC | 1:05.05 | 712 | 31.73 | 1:05.05 |
| 17. | HUBER Annika | 03 | VFL Sindelfingen | 1:06.42 | 669 | 32.74 | 1:06.42 |
| 18. | TANIS Elise | 02 | KNZB-OC | 1:06.69 | 661 | 32.13 | 1:06.69 |
| 19. | VERRASZTO Evelyn | 89 | Team Hungary | 1:06.74 | 659 | 32.37 | 1:06.74 |
| 20. | PALMUND Liva | 02 | Denmark Junior | 1:06.75 | 659 | 31.89 | 1:06.75 |





Fédération Luxembourgeoise
de Natation et de Sauvetage

LUXEMBOURG

LET'S MAKE IT HAPPEN

21st Luxembourg Euro Meet 2019
Luxembourg, 25th - 27th January 2019


Event 108 Men, 100m Backstroke Open
25.01.2019 - 18:16 sponsored by: LEN Results Finals

| | | | | | |
|-----------------|-------|--------------------|-----|----------------|------------|
| Meet Record | 54.00 | CHRISTOU Apostolos | GRE | Luxembourg | 28.01.2017 |
| World Record | 51.85 | MURPHY Ryan | USA | Rio (BRA) | 13.08.2016 |
| European Record | 52.11 | LACOURT Camille | FRA | Budapest (HUN) | 10.08.2010 |

Points: FINA 2018

| Rank | YB | | Time | Pts | | 50m | 100m |
|---------|----|---|----------------|--------|--|-------|---------|
| Final A | | | | | | | |
| 1. | 97 | GLINTA Robert-Andrei Romania | 53.83 | 893 MR | | 25.96 | 53.83 |
| 2. | 00 | KOLESNIKOV Kliment Moscow Club | 54.15 | 877 | | 26.23 | 54.15 |
| 3. | 97 | MANNES Max Fed. Luxembourgeoise de Natation | 57.21 | 744 | | 27.88 | 57.21 |
| 4. | 92 | STACCHIOTTI Raphael Fed. Luxembourgeoise de Natation | 57.44 | 735 | | 27.81 | 57.44 |
| 5. | 98 | MORA Lorenzo Ass. Amici Del Nuoto Vigili Del Fuoco | 57.47 | 734 | | 27.86 | 57.47 |
| 6. | 97 | ZIEMANN Felix SC Wiesbaden 1911 | 57.78 | 722 | | 27.94 | 57.78 |
| 7. | 90 | LOEWEL Lukas Hessischer Schwimm-Verband | 58.00 | 714 | | 28.17 | 58.00 |
| 8. | 97 | BELLAY Mathieu Vikings de Rouen | 58.03 | 713 | | 28.08 | 58.03 |
| 9. | 95 | CHRISTENSEN Kevin Witt Farum | 58.19 | 707 | | 28.22 | 58.19 |
| 10. | 94 | ZLATIC Lazar Iron Swim | 59.96 | 646 | | 28.39 | 59.96 |
| Final B | | | | | | | |
| 11. | 95 | FOELDHASI David Iron Swim | 58.65 | 690 | | 28.33 | 58.65 |
| 12. | 94 | UL'YANOV Nikita Russia Ugra | 58.72 | 688 | | 27.93 | 58.72 |
| 13. | 97 | KAS'YAN Bogdan Ukrainian Swimming Federation | 58.80 | 685 | | 28.64 | 58.80 |
| 14. | 00 | BROCK Marc SG Essen | 59.20 | 671 | | 28.67 | 59.20 |
| 15. | 02 | PEDERSEN Nicklas Oestman Denmark Junior | 59.25 | 670 | | 28.44 | 59.25 |
| 16. | 01 | BRENNER Luccas Dam Denmark Junior | 59.45 | 663 | | 28.86 | 59.45 |
| 17. | 01 | JODIN Mateo FFN Ouest | 59.58 | 659 | | 28.86 | 59.58 |
| 18. | 00 | TRUMPA Adrian SG Poseidon Eppelheim | 59.87 | 649 | | 28.81 | 59.87 |
| 19. | 94 | JAKUPSSON Magnus Farum | 1:01.49 | 599 | | 28.26 | 1:01.49 |
| DNS | | VERRASZTO David | 88 | | | | |
| | | Team Hungary | | | | | |





Fédération Luxembourgeoise
de Natation et de Sauvetage

LUXEMBOURG

LET'S MAKE IT HAPPEN

21st Luxembourg Euro Meet 2019
Luxembourg, 25th - 27th January 2019

| Event 109 25.01.2019 - 18:27 | Women, 50m Butterfly sponsored by: Lemon | | | | Open Results Finals |
|---------------------------------|---|------------------|-----|-------------|------------------------|
| Meet Record | 25.02 | SJOESTROEM Sarah | SWE | Luxembourg | 28.01.2017 |
| World Record | 24.43 | SJOESTROEM Sarah | SWE | Boras (SWE) | 05.07.2014 |
| European Record | 24.43 | SJOESTROEM Sarah | SWE | Boras (SWE) | 05.07.2014 |

Points: FINA 2018

| Rank | | YB | | Time | Pts |
|----------------|---------------------------|----|-----------------------------|--------------|-----|
| Final A | | | | | |
| 1. | SJOESTROM Sarah | 93 | Energy Standard | 25.72 | 856 |
| 2. | DI LIDDO Elena | 93 | Italian Swimming Federation | 26.61 | 773 |
| 3. | DI PIETRO Silvia | 93 | Italian Swimming Federation | 26.80 | 757 |
| 4. | ZANDRINGA Kinge | 98 | KNZB | 26.83 | 754 |
| 5. | BIANCHI Ilaria | 90 | Italian Swimming Federation | 26.85 | 753 |
| 6. | STEPHENS Laura | 99 | Plymouth Leander SC | 27.18 | 726 |
| 7. | YENDELL Sophie | 02 | Swim England East Midlands | 27.39 | 709 |
| 8. | MROZINSKI Julia | 00 | SGS Hamburg | 27.50 | 701 |
| 9. | ASPRISSI Karen | 02 | Team Insubrika | 27.91 | 670 |
| 10. | SZILAGYI Liliana | 96 | Team Hungary | 28.05 | 660 |
| Final B | | | | | |
| 11. | SAVART Coralie | 04 | FFN Ouest | 27.65 | 689 |
| 12. | VAN ROON Valerie | 98 | KNZB | 27.80 | 678 |
| 13. | BARRETT Karoline | 02 | Denmark Junior | 27.95 | 667 |
| 14. | MORRIS Ciara | 02 | Swim Wales | 28.06 | 659 |
| 15. | EHRING Mareike | 01 | VFL Gladbeck 1921 | 28.09 | 657 |
| 16. | KLEYBOLDT Rosalie | 03 | SC Wiesbaden 1911 | 28.10 | 657 |
| 17. | EBBESSEN Elisabeth Sabroe | 02 | Denmark Junior | 28.25 | 646 |
| 18. | VERRASZTO Evelyn | 89 | Team Hungary | 28.29 | 643 |
| 19. | WIUFF Cecilie | 00 | Denmark Senior | 28.65 | 620 |
| 20. | VAN NUNEN Sam | 01 | PSV | 29.02 | 596 |





Fédération Luxembourgeoise
de Natation et de Sauvetage

LUXEMBOURG

LET'S MAKE IT HAPPEN

21st Luxembourg Euro Meet 2019
Luxembourg, 25th - 27th January 2019

| Event 110 25.01.2019 - 18:31 | Men, 50m Butterfly sponsored by: EXE | | | | Open Results Finals |
|---------------------------------|---|----------------|-----|------------|------------------------|
| Meet Record | 23.03 | PROUD Ben | GBR | Luxembourg | 27.01.2018 |
| World Record | 22.27 | GOVOROV Andriy | UKR | Rome (ITA) | 01.07.2018 |
| European Record | 22.27 | GOVOROV Andriy | UKR | Rome (ITA) | 01.07.2018 |

Points: FINA 2018

| Rank | | YB | | Time | Pts |
|----------------|--------------------|----|----------------------------------|--------------|-----|
| Final A | | | | | |
| 1. | PROUD Ben | 94 | Energy Standard | 23.52 | 867 |
| 2. | GOOSEN Mathys | 96 | KNZB | 23.70 | 847 |
| 3. | BUKHOV Vladyslav | 02 | Ukrainian Swimming Federation | 23.98 | 818 |
| 4. | SHEVTSOV Sergii | 98 | Energy Standard | 24.03 | 813 |
| 5. | PUTS Jesse | 94 | KNZB | 24.05 | 811 |
| 6. | BURDISSO Frederico | 01 | Italian Swimming Federation | 24.24 | 792 |
| 7. | RIVOLTA Matteo | 91 | Italian Swimming Federation | 24.41 | 775 |
| 8. | KOPTIELOV Yevhen | 93 | Ukrainian Swimming Federation | 24.42 | 774 |
| 9. | VERLINDEN Joeri | 88 | PSV | 24.47 | 770 |
| 10. | HENX Julien | 95 | Fed. Luxembourgeoise de Natation | 24.49 | 768 |
| Final B | | | | | |
| 11. | NICKELSEN Rasmus | 03 | Denmark Junior | 24.50 | 767 |
| 12. | RAZZETTI Alberto | 99 | Italian Swimming Federation | 24.58 | 759 |
| 13. | ZORZETTO Devid | 00 | Tiro a Volo Nuoto | 24.59 | 758 |
| 14. | TROIANOVSKYI Ihor | 02 | Ukrainian Swimming Federation | 24.72 | 747 |
| 15. | SCHUBERT Georg | 01 | Dresdner SC 1898 e.V. | 24.79 | 740 |
| 16. | BAARS Jeroen | 92 | Rotterdam Swimming (SG) | 24.95 | 726 |
| 17. | ZIRK Kregor | 99 | Energy Standard | 24.99 | 723 |
| 18. | VERHOEVEN Thomas | 97 | Rotterdam Swimming (SG) | 25.20 | 705 |
| | KAMMINGA Arno | 95 | KNZB | 25.20 | 705 |
| 20. | TITENIS Giedrius | 89 | Lithuanian Swimming Federation | 25.22 | 703 |





Fédération Luxembourgeoise
de Natation et de Sauvetage

21st Luxembourg Euro Meet 2019
Luxembourg, 25th - 27th January 2019

LUXEMBOURG

LET'S MAKE IT HAPPEN

3 - Saturday morning

26.01.2019 - 8:30

| | | | | | |
|---|---|----------------|-----|-----------------|----------------------------------|
| Event 11 26.01.2019 - 8:30 | Women, 50m Breaststroke sponsored by: Andreassen | | | | 2005 and older Results Prelim |
| Meet Record | 30.90 | MEILUTYTE Ruta | LTU | Luxembourg | 19.01.2013 |
| World Record | 29.40 | KING Lillia C | USA | Budapest (HUN) | 30.07.2017 |
| European Record | 29.48 | MEILUTYTE Ruta | LTU | Barcelona (ESP) | 03.08.2013 |
| Open 18 +: 35.70 / Junior 16 - 17: 37.75 / Youth 14 - 15: 39.00 | | | | | |

Points: FINA 2018

| Rank | YB | | Time | Pts | |
|------|-------------------------|----|--------------------------------|--------------|-------|
| Open | | | | | |
| 1. | CARRARO Martina | 93 | Italian Swimming Federation | 31.29 | 829 A |
| 2. | ELENDT Anna | 01 | Hessischer Schwimm-Verband | 31.49 | 813 A |
| 3. | CASTIGLIONI Arianna | 97 | Italian Swimming Federation | 31.56 | 808 A |
| 4. | STEIGER Jessica | 92 | VFL Gladbeck 1921 | 32.02 | 774 A |
| 5. | METZ Rosey | 01 | KNZB-OC | 32.27 | 756 A |
| | TEDESCHI Sofia | 97 | Tiro a Volo Nuoto | 32.27 | 756 A |
| 7. | SCARCELLA Ilaria | 93 | C.C. Aniene | 32.81 | 719 A |
| 8. | RUHNAU Alice | 95 | SG Essen | 32.88 | 714 A |
| 9. | BLOMSTERBERG Thea | 02 | Denmark Junior | 32.95 | 710 A |
| 10. | VAN DROFFELAAR Anna | 04 | KNZB-OC | 33.04 | 704 A |
| 11. | VAN ROON Valerie | 98 | KNZB | 33.14 | 698 B |
| 12. | PALLESEN Victoria Haahr | 02 | Denmark Junior | 33.61 | 669 B |
| 13. | JUNG Maike | 02 | Swimteam Heddos | 33.62 | 668 B |
| 14. | BROEKHOVEN Lana | 03 | Plymouth Leander SC | 33.67 | 665 B |
| 15. | HERKLE Kim | 03 | SV Cannstatt 1898 e.V. | 33.70 | 663 B |
| 16. | VETTER Chiara | 01 | TSG Backnang | 33.74 | 661 B |
| 17. | MEAD Amy | 02 | Derventio Excel | 33.79 | 658 B |
| 18. | KOEHORST Britta | 03 | KNZB-OC | 33.83 | 656 B |
| 19. | HUBER Annika | 03 | VFL Sindelfingen | 33.98 | 647 B |
| 20. | MAZZONI Samanta | 01 | Polisportiva Comunale Riccione | 34.00 | 646 B |
| 21. | FLETCHER Cira | 98 | Nova Centurion SC | 34.05 | 643 R |
| 22. | ERHART Samira Svea | 99 | SC Wiesbaden 1911 | 34.16 | 637 ? |
| | STAUDINGER Sara | 99 | Schwimmclub Uster Wallisellen | 34.16 | 637 ? |
| 24. | GARO Anna | 02 | FFN Ouest | 34.18 | 636 R |
| 25. | STAUDINGER Simona | 99 | Schwimmclub Uster Wallisellen | 34.24 | 633 |
| 26. | KRONIGER Anna | 00 | SV Blau-Weiss Bochum | 34.28 | 630 |
| 27. | GAARD Regitze | 01 | Denmark Senior | 34.29 | 630 |
| 28. | PICHLER Nicole | 95 | ATUS Graz | 34.32 | 628 |
| 29. | PILLOKAT Lara | 99 | VFL Gladbeck 1921 | 34.37 | 625 |
| 30. | FOGH Laura | 03 | Aarhus Swim | 34.40 | 624 |
| 31. | MUELLER Selina | 98 | SC Wiesbaden 1911 | 34.48 | 619 |
| 32. | ENGELS Emelie | 01 | Plymouth Leander SC | 34.49 | 619 |
| 33. | FRANQUINET Ambre | 04 | Liege Mosan | 34.57 | 615 |
| 34. | IMSAND Chloe | 03 | Cercle des Nageurs de Sion | 34.85 | 600 |
| 35. | PELLETIER Alizee | 03 | FFN Ouest | 34.88 | 598 |
| 36. | BUSCH Sanne | 01 | KNZB-OC | 34.89 | 598 |
| 37. | VOGELMANN Joelle | 05 | SV Nikar Heidelberg | 34.91 | 597 |
| 38. | KOOP Marina | 00 | VFL Gladbeck 1921 | 34.94 | 595 |





Fédération Luxembourgeoise
de Natation et de Sauvetage

LUXEMBOURG

LET'S MAKE IT HAPPEN

21st Luxembourg Euro Meet 2019
Luxembourg, 25th - 27th January 2019

Event 11, Women, 50m Breaststroke, Prelim, Open

| Rank | | YB | | Time | Pts |
|------|--|----|-------------------------------------|--------------|-------|
| 39. | KNAPPE Finja | 05 | 1. Paderborner SV | 34.98 | 593 |
| 40. | ZWIENER Lara | 02 | SSG Saar Max Ritter | 35.01 | 592 |
| 41. | SCHMITZ Paula | 04 | SG Wago | 35.05 | 590 |
| 42. | LIALY Emma | 04 | Collectif Nouvelle-Aquitaine | 35.14 | 585 |
| 43. | VON DEN DRIESCH Jana | 04 | SSG Saar Max Ritter | 35.20 | 582 |
| 44. | MAUTHE Sara | 02 | TSG Backnang | 35.23 | 581 |
| 45. | DAVIES Erin | 03 | Swim Wales | 35.26 | 579 |
| 46. | BARREAU Laure | 02 | FFN Ouest | 35.30 | 577 |
| 47. | MATICIUC Alexandra | 04 | Plymouth Leander SC | 35.37 | 574 |
| 48. | ZWING Katharina | 05 | SSG Saar Max Ritter | 35.40 | 572 |
| 49. | MALTESSON Lina | 00 | Team West | 35.49 | 568 |
| 50. | COPPING Laura | 00 | Plymouth Leander SC | 35.69 | 558 |
| 51. | GIRAUDEAU Melina | 03 | Biarritz Olympique | 35.73 | 557 |
| 52. | GASPARD Marie | 05 | District Liege Namur Luxembourg | 35.74 | 556 |
| 53. | CHENG Cheuk Ying | 03 | Plymouth Leander SC | 35.78 | 554 |
| 54. | MENSAH Joselle | 03 | Plymouth Leander SC | 35.80 | 553 |
| 55. | MUTTI Anna | 99 | Les Mouettes de Paris | 36.03 | 543 * |
| 56. | WIEDEMANN Hannah | 00 | SSF Bonn | 36.13 | 538 * |
| 57. | WRIGHT Elizabeth | 04 | Plymouth Leander SC | 36.17 | 537 |
| 58. | SENLIS Juliette | 03 | FFN Ouest | 36.30 | 531 |
| 59. | SITTART Jule | 03 | TSG Backnang | 36.45 | 524 |
| 60. | ALBERS Neele | 05 | Swimming Club Le Dauphin Ettelbruck | 36.63 | 517 |
| 61. | KILDAHL Sarah | 04 | Aarhus Swim | 36.72 | 513 |
| 62. | ZNACHOWSKA Alexandra | 03 | SG Neuss | 36.85 | 507 |
| 63. | MUELLER Jolina | 04 | SSG Saar Max Ritter | 37.02 | 500 |
| 64. | BABINA Marija | 04 | BJSS Ridzene DSN | 37.16 | 495 |
| 65. | SMIRNOVA Anna | 05 | Youth of Moscow | 37.30 | 489 |
| 66. | ANTONOV Veronica | 02 | SSG Pforzheim | 37.35 | 487 |
| 67. | NICKERL Jasmin | 03 | SSG Pforzheim | 37.41 | 485 |
| 68. | HARTMANN Luisa | 04 | SC Neustadt/Weinstr. | 37.45 | 483 |
| 69. | LEONARD Lis | 05 | Swimming Luxembourg | 37.48 | 482 |
| 70. | SALAY Tamara | 03 | 1. Paderborner SV | 37.82 | 469 * |
| 71. | BORGHOFF Charlotte | 03 | 1. Paderborner SV | 37.84 | 469 * |
| 72. | HELMERICH Lena | 01 | SSG Pforzheim | 37.93 | 465 * |
| 73. | FORSON Kaya | 02 | Ghana Swimming | 38.15 | 457 * |
| 74. | MANOLARAS Laura | 03 | TSG Backnang | 38.26 | 453 * |
| 75. | MAISSEN Fiona | 04 | Swim Team Lucerne | 38.72 | 437 |
| 76. | WASSERMAN Elena | 01 | AS Merano | 39.08 | 425 * |
| 77. | HAAG Nora | 04 | Swimming Club Redange | 39.18 | 422 * |
| DSQ | KIETZMANN Jule | 01 | SG Poseidon Eppelheim | | |
| | <i>G2 - Starting before the starting signal (SW 4.4) (Time: 11:50)</i> | | | | |
| DNS | SCHNEIDER Malaika | 03 | Hamburger SC | | |



FLNS
LuxembourgFédération Luxembourgeoise
de Natation et de Sauvetage

LUXEMBOURG

LET'S MAKE IT HAPPEN

21st Luxembourg Euro Meet 2019
Luxembourg, 25th - 27th January 2019

Event 11, Women, 50m Breaststroke, Prelim


Junior

| | | | | | |
|----------------------------|----|----------------------------|--------------|-----|---|
| 1. BLOMSTERBERG Thea | 02 | Denmark Junior | 32.95 | 710 | A |
| 2. PALLESEN Victoria Haahr | 02 | Denmark Junior | 33.61 | 669 | B |
| 3. JUNG Maike | 02 | Swimteam Heddos | 33.62 | 668 | B |
| 4. BROEKHOVEN Lana | 03 | Plymouth Leander SC | 33.67 | 665 | B |
| 5. HERKLE Kim | 03 | SV Cannstatt 1898 e.V. | 33.70 | 663 | B |
| 6. MEAD Amy | 02 | Derventio Excel | 33.79 | 658 | B |
| 7. KOEHORST Britta | 03 | KNZB-OC | 33.83 | 656 | B |
| 8. HUBER Annika | 03 | VFL Sindelfingen | 33.98 | 647 | B |
| 9. GARO Anna | 02 | FFN Ouest | 34.18 | 636 | R |
| 10. FOGH Laura | 03 | Aarhus Swim | 34.40 | 624 | |
| 11. IMSAND Chloe | 03 | Cercle des Nageurs de Sion | 34.85 | 600 | |
| 12. PELLETIER Alizee | 03 | FFN Ouest | 34.88 | 598 | |
| 13. ZWIENER Lara | 02 | SSG Saar Max Ritter | 35.01 | 592 | |
| 14. MAUTHE Sara | 02 | TSG Backnang | 35.23 | 581 | |
| 15. DAVIES Erin | 03 | Swim Wales | 35.26 | 579 | |
| 16. BARREAU Laure | 02 | FFN Ouest | 35.30 | 577 | |
| 17. GIRAUDEAU Melina | 03 | Biarritz Olympique | 35.73 | 557 | |
| 18. CHENG Cheuk Ying | 03 | Plymouth Leander SC | 35.78 | 554 | |
| 19. MENSAH Joselle | 03 | Plymouth Leander SC | 35.80 | 553 | |
| 20. SENLIS Juliette | 03 | FFN Ouest | 36.30 | 531 | |
| 21. SITTART Jule | 03 | TSG Backnang | 36.45 | 524 | |
| 22. ZNACHOWSKA Alexandra | 03 | SG Neuss | 36.85 | 507 | |
| 23. ANTONOV Veronica | 02 | SSG Pforzheim | 37.35 | 487 | |
| 24. NICKERL Jasmin | 03 | SSG Pforzheim | 37.41 | 485 | |
| 25. SALAY Tamara | 03 | 1. Paderborner SV | 37.82 | 469 | * |
| 26. BORGHOFF Charlotte | 03 | 1. Paderborner SV | 37.84 | 469 | * |
| 27. FORSON Kaya | 02 | Ghana Swimming | 38.15 | 457 | * |
| 28. MANOLARAS Laura | 03 | TSG Backnang | 38.26 | 453 | * |
| DNS SCHNEIDER Malaika | 03 | Hamburger SC | | | |

Youth

| | | | | | |
|-------------------------|----|--------------------------------------|--------------|-----|---|
| 1. VAN DROFFELAAR Anna | 04 | KNZB-OC | 33.04 | 704 | A |
| 2. FRANQUINET Ambre | 04 | Liege Mosan | 34.57 | 615 | |
| 3. VOGELMANN Joelle | 05 | SV Nikar Heidelberg | 34.91 | 597 | |
| 4. KNAPPE Finja | 05 | 1. Paderborner SV | 34.98 | 593 | |
| 5. SCHMITZ Paula | 04 | SG Wago | 35.05 | 590 | |
| 6. LIALY Emma | 04 | Collectif Nouvelle-Aquitaine | 35.14 | 585 | |
| 7. VON DEN DRIESCH Jana | 04 | SSG Saar Max Ritter | 35.20 | 582 | |
| 8. MATICIUC Alexandra | 04 | Plymouth Leander SC | 35.37 | 574 | |
| 9. ZWING Katharina | 05 | SSG Saar Max Ritter | 35.40 | 572 | |
| 10. GASPARD Marie | 05 | District Liege Namur Luxembourg | 35.74 | 556 | |
| 11. WRIGHT Elizabeth | 04 | Plymouth Leander SC | 36.17 | 537 | |
| 12. ALBERS Neele | 05 | Swimming Club Le Dauphin Ettelbrueck | 36.63 | 517 | |
| 13. KILDAHL Sarah | 04 | Aarhus Swim | 36.72 | 513 | |
| 14. MUELLER Jolina | 04 | SSG Saar Max Ritter | 37.02 | 500 | |
| 15. BABINA Marija | 04 | BJSS Ridzene DSN | 37.16 | 495 | |
| 16. SMIRNOVA Anna | 05 | Youth of Moscow | 37.30 | 489 | |





FLNS
Luxembourg



Fédération Luxembourgeoise
de Natation et de Sauvetage

LUXEMBOURG

LET'S MAKE IT HAPPEN

21st Luxembourg Euro Meet 2019
Luxembourg, 25th - 27th January 2019

Event 11, Girls, 50m Breaststroke, Prelim, Youth

| Rank | | YB | | Time | Pts |
|------|----------------|----|-----------------------|--------------|-------|
| 17. | HARTMANN Luisa | 04 | SC Neustadt/Weinstr. | 37.45 | 483 |
| 18. | LEONARD Lis | 05 | Swimming Luxembourg | 37.48 | 482 |
| 19. | MAISSEN Fiona | 04 | Swim Team Lucerne | 38.72 | 437 |
| 20. | HAAG Nora | 04 | Swimming Club Redange | 39.18 | 422 * |





Fédération Luxembourgeoise
de Natation et de Sauvetage

LUXEMBOURG

LET'S MAKE IT HAPPEN

21st Luxembourg Euro Meet 2019
Luxembourg, 25th - 27th January 2019

| Event 12 | Men, 50m Breaststroke | | | | 2004 and older |
|-------------------|--------------------------|------------|-----|----------------|----------------|
| 26.01.2019 - 8:38 | sponsored by: Häremillen | | | | Results Prelim |
| Meet Record | 26.94 | PEATY Adam | GBR | Luxembourg | 27.01.2018 |
| World Record | 25.95 | PEATY Adam | GBR | Budapest (HUN) | 25.07.2017 |
| European Record | 25.95 | PEATY Adam | GBR | Budapest (HUN) | 25.07.2017 |

Open 19 +: 31.25 / Junior 17 - 18: 33.10 / Youth 15 - 16: 34.15

Points: FINA 2018

| Rank | YB | | Time | Pts | |
|------|----|---|--------------|-----|---|
| Open | | | | | |
| 1. | 99 | MARTINENGHI Nicolo Italian Swimming Federation | 27.63 | 828 | A |
| 2. | 88 | SCOZZOLI Fabio Italian Swimming Federation | 27.75 | 817 | A |
| 3. | 95 | KAMMINGA Arno KNZB | 28.00 | 796 | A |
| 4. | 98 | GREVE Philip Farum | 28.13 | 785 | A |
| 5. | 98 | STRILETS Ivan Ukrainian Swimming Federation | 28.28 | 772 | A |
| 6. | 89 | TITENIS Giedrius Lithuanian Swimming Federation | 28.57 | 749 | A |
| 7. | 00 | MATZERATH Lucas Hessischer Schwimm-Verband | 28.88 | 725 | A |
| 8. | 98 | LEWIS James Swim Wales | 29.04 | 713 | A |
| 9. | 00 | PETRASHOV Denis Kyrgyz Republic Swimming Federation | 29.18 | 703 | A |
| 10. | 95 | FLOHR Julius Hessischer Schwimm-Verband | 29.32 | 693 | A |
| 11. | 99 | KOPTIELOV Mykyta Ukrainian Swimming Federation | 29.36 | 690 | B |
| 12. | 00 | BRYAN Connor Swim Wales | 29.48 | 682 | B |
| 13. | 98 | MOORE Andrew UCD Swim Team | 29.62 | 672 | B |
| 14. | 97 | CHILLINGWORTH Adam Plymouth Leander SC | 29.65 | 670 | B |
| 15. | 03 | ZHURAVEL Nazar WKS Slask | 29.68 | 668 | B |
| 16. | 89 | FILDEBRANDT Christoph SSG Saar Max Ritter | 29.84 | 657 | B |
| 17. | 99 | WILLIM Yannis Merlin SG Bayer | 29.94 | 651 | B |
| 18. | 95 | SCHERER Roman Plymouth Leander SC | 29.95 | 650 | B |
| | 97 | KUEHLING Alexander SG Bayer | 29.95 | 650 | B |
| 20. | 01 | VAN DEN BOSSCHE Yann Fed. Luxembourgeoise de Natation | 29.96 | 649 | B |
| 21. | 85 | BAARS Mark Rotterdam Swimming (SG) | 29.99 | 647 | R |
| 22. | 02 | MARINOV Petar SV Nikar Heidelberg | 30.08 | 642 | R |
| 23. | 99 | KONZ Alexander SG Bayer | 30.09 | 641 | ? |
| | 01 | SCHULZ Sebastian SGS Hamburg | 30.09 | 641 | ? |
| 25. | 02 | COACCI Filippo Plymouth Leander SC | 30.22 | 633 | |
| 26. | 02 | KRESS Phillip SG Poseidon Eppelheim | 30.23 | 632 | |
| 27. | 01 | SCHUBERT Georg Dresdner SC 1898 e.V. | 30.25 | 631 | |
| 28. | 94 | BREMER Lennard DSW 1912 Darmstadt | 30.28 | 629 | |
| | 01 | VAN DEN HEUVEL Quinn KNZB-OC | 30.28 | 629 | |
| 30. | 99 | OLSSON Elliot Team West | 30.32 | 626 | |
| 31. | 99 | ROLKO Ricky Fed. Luxembourgeoise de Natation | 30.34 | 625 | |
| 32. | 96 | MANETSCH Lucas Schwimmclub Uster Wallisellen | 30.37 | 623 | |
| 33. | 01 | SIRBIKE Domas SV Nikar Heidelberg | 30.38 | 623 | |
| 34. | 02 | WILLIAMS Rhodri Swim Wales | 30.43 | 620 | |
| 35. | 01 | SKRYDSTRUP Aksel Aarhus Swim | 30.49 | 616 | |
| 36. | 01 | NEWMAN Bradley Swim Wales | 30.56 | 612 | |
| 37. | 01 | STROEBEK Lucas Bruun Denmark Junior | 30.60 | 609 | |
| 38. | 02 | WUILLIEZ Jadon Plymouth Leander SC | 30.61 | 609 | |
| 39. | 94 | DUDAS Daniel Iron Swim | 30.75 | 601 | |
| 40. | 02 | REMY Tom Charleville Mezieres | 30.81 | 597 | |
| 41. | 01 | WOOLLEY Haydn Plymouth Leander SC | 30.88 | 593 | |





Fédération Luxembourgeoise
de Natation et de Sauvetage

LUXEMBOURG


LET'S MAKE IT HAPPEN

21st Luxembourg Euro Meet 2019
Luxembourg, 25th - 27th January 2019

Event 12, Men, 50m Breaststroke, Prelim, Open

| Rank | | YB | | Time | Pts |
|------|--------------------|----|--------------------------------|--------------|-------|
| 42. | LIPPKE Florian | 95 | DSW 1912 Darmstadt | 30.91 | 591 |
| 43. | ARVIDSSON Anton | 94 | Team West | 31.05 | 583 |
| 44. | SKALSKI Maximilian | 02 | TV 1843 Dillenburg | 31.09 | 581 |
| 45. | ARNOLD Toby | 01 | Swim England East Midlands | 31.13 | 579 |
| 46. | JANSEN Anton | 00 | PSV | 31.19 | 575 |
| 47. | BELSKIS Zenons | 01 | BJSS Ridzene DSN | 31.23 | 573 |
| 48. | BRUHA Jonas | 01 | Sport-Union Annen e.V. | 31.28 | 570 |
| 49. | PEMBERTON Joshua | 00 | Swim England East Midlands | 31.30 | 569 * |
| 50. | CARNEIRO Joao | 03 | Swimming Luxembourg | 31.34 | 567 |
| 51. | LE GOFF Yann | 03 | FFN Ouest | 31.35 | 567 |
| 52. | STAIGER Jannis | 00 | SSG Saar Max Ritter | 31.37 | 566 * |
| 53. | DAVIS Liam | 00 | Plymouth Leander SC | 31.45 | 561 * |
| 54. | STEFFENS Lennart | 01 | SG Bayer | 31.46 | 561 |
| 55. | KOST Tim Dennis | 02 | SV Nikar Heidelberg | 31.52 | 558 |
| 56. | BURDA Konstantin | 01 | VFL Gladbeck 1921 | 31.58 | 554 |
| | SCHMIDT Marten | 02 | SSG Saar Max Ritter | 31.58 | 554 |
| 58. | STIEF Fabio | 03 | SC Neustadt/Weinstr. | 31.61 | 553 |
| 59. | CHUNG YEE Jonathan | 98 | SG HT16 Hamburg | 31.67 | 550 * |
| 60. | EPNER Moritz | 03 | SC Wiesbaden 1911 | 31.68 | 549 |
| 61. | EECKHOUT Emile | 01 | Boust | 31.69 | 549 |
| 62. | ATTENOT Corentin | 04 | Collectif Nouvelle-Aquitaine | 31.75 | 545 |
| 63. | TSUI Dylan | 02 | Plymouth Leander SC | 31.85 | 540 |
| 64. | DE MEYER Niels | 02 | Brabo Zwemclub Antwerpen | 31.91 | 537 |
| 65. | GORDO Salvador | 03 | Plymouth Leander SC | 31.92 | 537 |
| 66. | LANGLEY Lawrence | 01 | Aalborg Svoemmeklub | 32.08 | 529 |
| 67. | EIPL Tim | 03 | SG Poseidon Eppelheim | 32.43 | 512 |
| 68. | LANNERS Bob | 02 | Schwammclub Deifferdang | 32.79 | 495 |
| 69. | TULLBERG Sebastian | 00 | Denmark Senior | 32.94 | 488 * |
| 70. | KRAJENSKI Till | 04 | SSF Bonn | 32.95 | 488 |
| 71. | SAVVA Theo | 02 | Swim Wales | 33.08 | 482 |
| 72. | PARMENTIER Aymeric | 93 | Boust | 33.09 | 482 * |
| 73. | SOVJANI Davide | 01 | AS Merano | 33.17 | 478 * |
| 74. | SUE Jona Finn | 03 | Hannoverscher SV 1892 | 33.36 | 470 |
| 75. | LUX Janis | 04 | SSF Bonn | 34.00 | 444 |
| 76. | HAYRAPETYAN Getjo | 00 | SG Rhein-Mosel | 34.11 | 440 * |
| 77. | PETERWITZ Andre | 99 | SC Wiesbaden 1911 | 34.35 | 431 * |
| 78. | MBAREK Sammy | 02 | SC Neustadt/Weinstr. | 35.12 | 403 * |
| DNS | ALESSANDRI Giacomo | 02 | Polisportiva Comunale Riccione | | |
| DNS | SOSNA Matthias | 00 | SG Essen | | |
| DNS | BIZZARRI Flavio | 93 | C.C. Aniene | | |





Fédération Luxembourgeoise
de Natation et de Sauvetage

LUXEMBOURG

LET'S MAKE IT HAPPEN

21st Luxembourg Euro Meet 2019
Luxembourg, 25th - 27th January 2019

Event 12, Men, 50m Breaststroke, Prelim

Junior

| | | | | | | |
|-----|----------------------|----|----------------------------------|--------------|-----|---|
| 1. | VAN DEN BOSSCHE Yann | 01 | Fed. Luxembourgeoise de Natation | 29.96 | 649 | B |
| 2. | MARINOV Petar | 02 | SV Nikar Heidelberg | 30.08 | 642 | R |
| 3. | SCHULZ Sebastian | 01 | SGS Hamburg | 30.09 | 641 | ? |
| 4. | COACCI Filippo | 02 | Plymouth Leander SC | 30.22 | 633 | |
| 5. | KRESS Phillip | 02 | SG Poseidon Eppelheim | 30.23 | 632 | |
| 6. | SCHUBERT Georg | 01 | Dresdner SC 1898 e.V. | 30.25 | 631 | |
| 7. | VAN DEN HEUVEL Quinn | 01 | KNZB-OC | 30.28 | 629 | |
| 8. | SIRBIKE Domas | 01 | SV Nikar Heidelberg | 30.38 | 623 | |
| 9. | WILLIAMS Rhodri | 02 | Swim Wales | 30.43 | 620 | |
| 10. | SKRYDSTRUP Aksel | 01 | Aarhus Swim | 30.49 | 616 | |
| 11. | NEWMAN Bradley | 01 | Swim Wales | 30.56 | 612 | |
| 12. | STROEBEK Lucas Bruun | 01 | Denmark Junior | 30.60 | 609 | |
| 13. | WUILLIEZ Jadon | 02 | Plymouth Leander SC | 30.61 | 609 | |
| 14. | REMY Tom | 02 | Charleville Mezieres | 30.81 | 597 | |
| 15. | WOOLLEY Haydn | 01 | Plymouth Leander SC | 30.88 | 593 | |
| 16. | SKALSKI Maximilian | 02 | TV 1843 Dillenburg | 31.09 | 581 | |
| 17. | ARNOLD Toby | 01 | Swim England East Midlands | 31.13 | 579 | |
| 18. | BELSKIS Zenons | 01 | BJSS Ridzene DSN | 31.23 | 573 | |
| 19. | BRUHA Jonas | 01 | Sport-Union Annen e.V. | 31.28 | 570 | |
| 20. | STEFFENS Lennart | 01 | SG Bayer | 31.46 | 561 | |
| 21. | KOST Tim Dennis | 02 | SV Nikar Heidelberg | 31.52 | 558 | |
| 22. | BURDA Konstantin | 01 | VFL Gladbeck 1921 | 31.58 | 554 | |
| | SCHMIDT Marten | 02 | SSG Saar Max Ritter | 31.58 | 554 | |
| 24. | EECKHOUT Emile | 01 | Boust | 31.69 | 549 | |
| 25. | TSUI Dylan | 02 | Plymouth Leander SC | 31.85 | 540 | |
| 26. | DE MEYER Niels | 02 | Brabo Zwemclub Antwerpen | 31.91 | 537 | |
| 27. | LANGLEY Lawrence | 01 | Aalborg Svoemmeklub | 32.08 | 529 | |
| 28. | LANNERS Bob | 02 | Schwammclub Deifferdang | 32.79 | 495 | |
| 29. | SAVVA Theo | 02 | Swim Wales | 33.08 | 482 | |
| 30. | SOVJANI Davide | 01 | AS Merano | 33.17 | 478 | * |
| 31. | MBAREK Sammy | 02 | SC Neustadt/Weinstr. | 35.12 | 403 | * |
| DNS | ALESSANDRI Giacomo | 02 | Polisportiva Comunale Riccione | | | |

Youth

| | | | | | | |
|-----|------------------|----|------------------------------|--------------|-----|---|
| 1. | ZHURAVEL Nazar | 03 | WKS Slask | 29.68 | 668 | B |
| 2. | CARNEIRO Joao | 03 | Swimming Luxembourg | 31.34 | 567 | |
| 3. | LE GOFF Yann | 03 | FFN Ouest | 31.35 | 567 | |
| 4. | STIEF Fabio | 03 | SC Neustadt/Weinstr. | 31.61 | 553 | |
| 5. | EPNER Moritz | 03 | SC Wiesbaden 1911 | 31.68 | 549 | |
| 6. | ATTENOT Corentin | 04 | Collectif Nouvelle-Aquitaine | 31.75 | 545 | |
| 7. | GORDO Salvador | 03 | Plymouth Leander SC | 31.92 | 537 | |
| 8. | EIPL Tim | 03 | SG Poseidon Eppelheim | 32.43 | 512 | |
| 9. | KRAJENSKI Till | 04 | SSF Bonn | 32.95 | 488 | |
| 10. | SUE Jona Finn | 03 | Hannoverscher SV 1892 | 33.36 | 470 | |
| 11. | LUX Janis | 04 | SSF Bonn | 34.00 | 444 | |





Fédération Luxembourgeoise
de Natation et de Sauvetage

LUXEMBOURG

LET'S MAKE IT HAPPEN

21st Luxembourg Euro Meet 2019
Luxembourg, 25th - 27th January 2019

| | | | | | |
|-------------------------------|--|----------------|-----|---------------|----------------------------------|
| Event 13 26.01.2019 - 8:46 | Women, 50m Backstroke sponsored by: Novotel | | | | 2005 and older Results Prelim |
| Meet Record | 27.75 | DAVIES Georgia | GBR | Luxembourg | 28.01.2018 |
| World Record | 27.06 | ZHAO Jing | CHN | Rome (ITA) | 30.07.2009 |
| European Record | 27.21 | DAVIES Georgia | GBR | Glasgow (GBR) | 04.08.2018 |

Open 18 +: 32.40 / Junior 16 - 17: 34.30 / Youth 14 - 15: 35.40

Points: FINA 2018

| Rank | | YB | | Time | Pts | |
|------|-----------------------|----|---------------------------------|--------------|-----|---|
| Open | | | | | | |
| 1. | DAVIS Georgia | 90 | Energy Standard | 28.51 | 855 | A |
| 2. | PILHATSCH Caroline | 99 | AT Graz | 28.64 | 843 | A |
| 3. | SJOESTROM Sarah | 93 | Energy Standard | 28.67 | 840 | A |
| 4. | SCALIA Silvia | 95 | Italian Swimming Federation | 28.75 | 833 | A |
| 5. | KOST Nina | 95 | Schwimmclub Uster Wallisellen | 28.90 | 820 | A |
| 6. | KUBOVA Simona | 91 | Slavie Chomutov | 29.14 | 800 | A |
| 7. | HOSSZU Katinka | 89 | Iron Swim | 29.68 | 757 | A |
| 8. | FERRAIOLI Erika | 86 | Italian Swimming Federation | 29.70 | 756 | A |
| 9. | FORSS Trine | 03 | Team West | 29.79 | 749 | A |
| 10. | MENSING Jenny | 86 | Hessischer Schwimm-Verband | 29.97 | 736 | A |
| 11. | SMITS Jade | 01 | Brabo Zwemclub Antwerpen | 30.11 | 725 | B |
| 12. | WOLTER Celine | 04 | Dresdner SC 1898 e.V. | 30.16 | 722 | B |
| 13. | ASPRISSI Karen | 02 | Team Insubrika | 30.29 | 712 | B |
| 14. | SOERENSEN Karoline | 02 | Denmark Junior | 30.68 | 686 | B |
| 15. | SLEVIN Mia | 03 | Swim England East Midlands | 30.77 | 680 | B |
| 16. | PATEL Maana | 00 | Glenmark Aquatic Foundation | 30.80 | 678 | B |
| 17. | NAFFAH Marie | 00 | SU Agen | 30.93 | 669 | B |
| 18. | PARUSCIO Letizia | 96 | C.C. Aniene | 31.09 | 659 | B |
| 19. | NUNES Chefanja | 01 | KNZB-OC | 31.20 | 652 | B |
| 20. | PALMUND Liva | 02 | Denmark Junior | 31.22 | 651 | B |
| 21. | BURRI Valentina | 03 | Swim Team Lucerne | 31.36 | 642 | R |
| 22. | APUSHKINSKAYA Anna | 04 | SSG Saar Max Ritter | 31.46 | 636 | R |
| 23. | MUELLER Selina | 98 | SC Wiesbaden 1911 | 31.55 | 630 | R |
| 24. | WIEDEMANN Lara | 02 | SSF Bonn | 31.59 | 628 | R |
| 25. | PAPE Marlene | 03 | 1. Paderborner SV | 31.64 | 625 | |
| 26. | BARDGETT Ella | 04 | Plymouth Leander SC | 31.65 | 624 | |
| 27. | VAN WALLENDael Sarah | 02 | Brabo Zwemclub Antwerpen | 31.77 | 617 | |
| 28. | KEBRLE Lea | 02 | SG Bayer | 31.79 | 616 | |
| 29. | LITVINOV Isabell | 01 | SSG Pforzheim | 31.82 | 615 | |
| 30. | BARRETT Karoline | 02 | Denmark Junior | 31.85 | 613 | |
| | RUSZKOWSKA Martyna | 01 | Swim Wales | 31.85 | 613 | |
| | NOEL Oriana | 04 | Plymouth Leander SC | 31.85 | 613 | |
| | TISLER Romane | 02 | CD54 Natation | 31.85 | 613 | |
| 34. | WIJK Mellie | 02 | Team West | 31.94 | 608 | |
| 35. | SCHMIEDEFELD Emma | 03 | TSG Backnang | 31.96 | 606 | |
| 36. | RICCI Giorgia Michela | 02 | Swimming Luxembourg | 32.07 | 600 | |
| 37. | WIECZOREK Rieke | 03 | Hessischer Schwimm-Verband | 32.09 | 599 | |
| 38. | MAYERES Nell | 04 | District Liege Namur Luxembourg | 32.14 | 596 | |
| 39. | ORMIERES Sephora | 02 | FFN Ouest | 32.22 | 592 | |
| | SHELTON Amy | 04 | Swim Wales | 32.22 | 592 | |
| 41. | PLUECKER Hannah | 02 | Hessischer Schwimm-Verband | 32.24 | 591 | |





Fédération Luxembourgeoise
de Natation et de Sauvetage

LUXEMBOURG


LET'S MAKE IT HAPPEN

21st Luxembourg Euro Meet 2019
Luxembourg, 25th - 27th January 2019

Event 13, Women, 50m Backstroke, Prelim, Open

| Rank | | YB | | Time | Pts |
|------|--|----|----------------------------------|--------------|-------|
| 42. | CLERC Enola | 03 | Canards La Rochelle | 32.28 | 589 |
| 43. | FRANSSON Vera | 01 | Team West | 32.64 | 569 * |
| 44. | BLACK Sarah | 01 | Cercle de Natation Dudelange | 32.65 | 569 * |
| 45. | REMY-BARRE Justine | 04 | CD54 Natation | 32.70 | 566 |
| 46. | SCHNUERLE Lisa | 03 | SSF Bonn | 32.82 | 560 |
| 47. | HEEREN Fabienne | 00 | Hannoverscher SV 1892 | 32.84 | 559 * |
| 48. | GOSUIN Augustine | 04 | Liege Mosan | 32.85 | 558 |
| 49. | BECKERS Lara | 00 | SG Neuss | 32.90 | 556 * |
| | VANDERSCHRICK Laura | 02 | Fed. Luxembourgeoise de Natation | 32.90 | 556 |
| 51. | BLACK Rachael | 01 | Cercle de Natation Dudelange | 32.93 | 554 * |
| 52. | IMSAND Chloe | 03 | Cercle des Nageurs de Sion | 32.97 | 552 |
| 53. | SCHNUERLE Laura | 01 | SSF Bonn | 32.98 | 552 * |
| 54. | SCHMITZ Svea Bo | 04 | SC Wiesbaden 1911 | 33.20 | 541 |
| 55. | GARSUCH Marlin | 04 | SC Neustadt/Weinstr. | 33.42 | 530 |
| 56. | SANTUARI Camilla | 03 | AS Merano | 33.44 | 529 |
| 57. | FEYEN Lindsay | 05 | Brabo Zwemclub Antwerpen | 33.47 | 528 |
| | ABBACI Sara | 04 | CD54 Natation | 33.47 | 528 |
| 59. | PREHN Isabella | 02 | SC Wiesbaden 1911 | 33.49 | 527 |
| 60. | ESTEVE Charlotte | 04 | CD54 Natation | 33.51 | 526 |
| 61. | BLANC Charline | 00 | Cercle des Nageurs de Sion | 33.52 | 526 * |
| 62. | FRISONI Vanessa | 03 | Polisportiva Comunale Riccione | 33.59 | 522 |
| 63. | VANDEPUTTE Silke | 03 | Brabo Zwemclub Antwerpen | 33.67 | 519 |
| 64. | WILLE Sina | 03 | 1. Paderborner SV | 33.71 | 517 |
| 65. | CHINA Lucile | 03 | District Liege Namur Luxembourg | 33.73 | 516 |
| 66. | NOSTER Maya | 05 | 1. Paderborner SV | 33.95 | 506 |
| 67. | OLESEN Ida | 03 | Aalborg Svoemmeklub | 34.18 | 496 |
| 68. | BROICH Louisa Marie | 03 | Postsportverein Trier | 34.25 | 493 |
| 69. | GUTH Regina | 05 | SC Neustadt/Weinstr. | 34.27 | 492 |
| 70. | CHAPMAN Emily | 04 | Plymouth Leander SC | 34.29 | 491 |
| 71. | ARGUN Laura | 02 | District Liege Namur Luxembourg | 34.52 | 481 * |
| 72. | MAESTRI Eliana | 03 | AS Merano | 34.67 | 475 * |
| 73. | HEEREN Charline | 02 | Hannoverscher SV 1892 | 34.81 | 469 * |
| 74. | BROICH Lea-Sophie | 00 | Postsportverein Trier | 34.82 | 469 * |
| 75. | HOFFMANN Theresa | 01 | SG Wago | 35.00 | 462 * |
| 76. | NAEF Tamara | 04 | Swim Team Lucerne | 35.03 | 460 |
| 77. | BORGHOFF Charlotte | 03 | 1. Paderborner SV | 35.34 | 448 * |
| 78. | MERSMANN Johanna | 03 | SSF Bonn | 35.37 | 447 * |
| 79. | SCHULGIN Nicole | 04 | SC Neustadt/Weinstr. | 35.56 | 440 * |
| DSQ | KROEGER Lina | 04 | SG Wago | | |
| | <i>D4 - swimmer's head did not break the surface at or before the 15 m mark after start / turn (SW 6.4) (Time: 8:45)</i> | | | | |
| DSQ | TREGOAT Angeline | 02 | FFN Ouest | | |
| | <i>D10 - swimmer completely submerged when touching the wall at the finish (SW 6.4) (Time: 8:45)</i> | | | | |
| DNS | PICHLER Nicole | 95 | ATUS Graz | | |
| DNS | CEPECK Lea | 02 | EN Tours | | |
| DNS | DI LIDDO Elena | 93 | Italian Swimming Federation | | |
| WDR | HIRSCHBERG Marlene | 01 | Hessischer Schwimm-Verband | | |





Fédération Luxembourgeoise
de Natation et de Sauvetage

LUXEMBOURG

LET'S MAKE IT HAPPEN

21st Luxembourg Euro Meet 2019
Luxembourg, 25th - 27th January 2019

Event 13, Women, 50m Backstroke, Prelim

Junior

| | | | | |
|---------------------------|-------------------------------------|--------------|-----|---|
| 1. FORSS Trine | 03 Team West | 29.79 | 749 | A |
| 2. ASPRISSI Karen | 02 Team Insubrika | 30.29 | 712 | B |
| 3. SOERENSEN Karoline | 02 Denmark Junior | 30.68 | 686 | B |
| 4. SLEVIN Mia | 03 Swim England East Midlands | 30.77 | 680 | B |
| 5. PALMUND Liva | 02 Denmark Junior | 31.22 | 651 | B |
| 6. BURRI Valentina | 03 Swim Team Lucerne | 31.36 | 642 | R |
| 7. WIEDEMANN Lara | 02 SSF Bonn | 31.59 | 628 | R |
| 8. PAPE Marlene | 03 1. Paderborner SV | 31.64 | 625 | |
| 9. VAN WALLENDael Sarah | 02 Brabo Zwemclub Antwerpen | 31.77 | 617 | |
| 10. KEBRLE Lea | 02 SG Bayer | 31.79 | 616 | |
| 11. BARRETT Karoline | 02 Denmark Junior | 31.85 | 613 | |
| TISLER Romane | 02 CD54 Natation | 31.85 | 613 | |
| 13. WIJK Mellie | 02 Team West | 31.94 | 608 | |
| 14. SCHMIEDEFELD Emma | 03 TSG Backnang | 31.96 | 606 | |
| 15. RICCI Giorgia Michela | 02 Swimming Luxembourg | 32.07 | 600 | |
| 16. WIECZOREK Rieke | 03 Hessischer Schwimm-Verband | 32.09 | 599 | |
| 17. ORMIERES Sephora | 02 FFN Ouest | 32.22 | 592 | |
| 18. PLUECKER Hannah | 02 Hessischer Schwimm-Verband | 32.24 | 591 | |
| 19. CLERC Enola | 03 Canards La Rochelle | 32.28 | 589 | |
| 20. SCHNUERLE Lisa | 03 SSF Bonn | 32.82 | 560 | |
| 21. VANDERSCHRICK Laura | 02 Fed. Luxembourgeoise de Natation | 32.90 | 556 | |
| 22. IMSAND Chloe | 03 Cercle des Nageurs de Sion | 32.97 | 552 | |
| 23. SANTUARI Camilla | 03 AS Merano | 33.44 | 529 | |
| 24. PREHN Isabella | 02 SC Wiesbaden 1911 | 33.49 | 527 | |
| 25. FRISONI Vanessa | 03 Polisportiva Comunale Riccione | 33.59 | 522 | |
| 26. VANDEPUTTE Silke | 03 Brabo Zwemclub Antwerpen | 33.67 | 519 | |
| 27. WILLE Sina | 03 1. Paderborner SV | 33.71 | 517 | |
| 28. CHINA Lucile | 03 District Liege Namur Luxembourg | 33.73 | 516 | |
| 29. OLESEN Ida | 03 Aalborg Svoemmeklub | 34.18 | 496 | |
| 30. BROICH Louisa Marie | 03 Postsportverein Trier | 34.25 | 493 | |
| 31. ARGUN Laura | 02 District Liege Namur Luxembourg | 34.52 | 481 | * |
| 32. MAESTRI Eliana | 03 AS Merano | 34.67 | 475 | * |
| 33. HEEREN Charline | 02 Hannoverscher SV 1892 | 34.81 | 469 | * |
| 34. BORGHOFF Charlotte | 03 1. Paderborner SV | 35.34 | 448 | * |
| 35. MERSMANN Johanna | 03 SSF Bonn | 35.37 | 447 | * |
| DSQ TREGOAT Angeline | 02 FFN Ouest | | | |


D10 - swimmer completely submerged when touching the wall at the finish (SW 6.4) (Time: 8:45)

DNS CEPECK Lea 02 EN Tours

Youth

| | | | | |
|-----------------------|------------------------------------|--------------|-----|---|
| 1. WOLTER Celine | 04 Dresdner SC 1898 e.V. | 30.16 | 722 | B |
| 2. APUSHKINSKAYA Anna | 04 SSG Saar Max Ritter | 31.46 | 636 | R |
| 3. BARDGETT Ella | 04 Plymouth Leander SC | 31.65 | 624 | |
| 4. NOEL Oriana | 04 Plymouth Leander SC | 31.85 | 613 | |
| 5. MAYERES Nell | 04 District Liege Namur Luxembourg | 32.14 | 596 | |
| 6. SHELTON Amy | 04 Swim Wales | 32.22 | 592 | |
| 7. REMY-BARRE Justine | 04 CD54 Natation | 32.70 | 566 | |





Fédération Luxembourgeoise
de Natation et de Sauvetage

LUXEMBOURG

LET'S MAKE IT HAPPEN

21st Luxembourg Euro Meet 2019
Luxembourg, 25th - 27th January 2019

Event 13, Girls, 50m Backstroke, Prelim, Youth

| Rank | | YB | | Time | Pts |
|------|------------------|----|--------------------------|--------------|-------|
| 8. | GOSUIN Augustine | 04 | Liege Mosan | 32.85 | 558 |
| 9. | SCHMITZ Svea Bo | 04 | SC Wiesbaden 1911 | 33.20 | 541 |
| 10. | GARSUCH Marlin | 04 | SC Neustadt/Weinstr. | 33.42 | 530 |
| 11. | FEYEN Lindsay | 05 | Brabo Zwemclub Antwerpen | 33.47 | 528 |
| | ABBACI Sara | 04 | CD54 Natation | 33.47 | 528 |
| 13. | ESTEVE Charlotte | 04 | CD54 Natation | 33.51 | 526 |
| 14. | NOSTER Maya | 05 | 1. Paderborner SV | 33.95 | 506 |
| 15. | GUTH Regina | 05 | SC Neustadt/Weinstr. | 34.27 | 492 |
| 16. | CHAPMAN Emily | 04 | Plymouth Leander SC | 34.29 | 491 |
| 17. | NAEF Tamara | 04 | Swim Team Lucerne | 35.03 | 460 |
| 18. | SCHULGIN Nicole | 04 | SC Neustadt/Weinstr. | 35.56 | 440 * |
| DSQ | KROEGER Lina | 04 | SG Wago | | |

D4 - swimmer's head did not break the surface at or before the 15 m mark after start / turn (SW 6.4) (Time: 8:45)





Fédération Luxembourgeoise
de Natation et de Sauvetage

LUXEMBOURG

LET'S MAKE IT HAPPEN

21st Luxembourg Euro Meet 2019
Luxembourg, 25th - 27th January 2019

| Event 14 | Men, 50m Backstroke | | | | 2004 and older |
|-------------------|-----------------------|--------------------|-----|---------------|----------------|
| 26.01.2019 - 8:52 | sponsored by: Novotel | | | | Results Prelim |
| Meet Record | 25.16 | KOPELEV Jonatan | ISR | Luxembourg | 29.01.2012 |
| Meet Record | 25.16 | CHRISTOU Apostolos | GRE | Luxembourg | 27.01.2017 |
| World Record | 24.00 | KOLESNIKOV Kliment | RUS | Glasgow (GBR) | 04.08.2018 |
| European Record | 24.00 | KOLESNIKOV Kliment | RUS | Glasgow (GBR) | 04.08.2018 |

Open 19 +: 28.90 / Junior 17 - 18: 30.60 / Youth 15 - 16: 31.60

Points: FINA 2018

| Rank | | YB | | Time | Pts | |
|------|--------------------------|----|---------------------------------------|--------------|-----|---|
| Open | | | | | | |
| 1. | GLINTA Robert-Andrei | 97 | Romania | 25.50 | 837 | A |
| 2. | KAS'YAN Bogdan | 97 | Ukrainian Swimming Federation | 26.02 | 788 | A |
| 3. | PUTS Jesse | 94 | KNZB | 26.43 | 752 | A |
| 4. | MANNES Max | 97 | Fed. Luxembourgeoise de Natation | 26.51 | 745 | A |
| 5. | UL'YANOV Nikita | 94 | Russia Ugra | 26.52 | 744 | A |
| 6. | JAKUPSSON Magnus | 94 | Farum | 26.77 | 724 | A |
| 7. | DULONDEL Louis | 98 | Vikings de Rouen | 26.89 | 714 | A |
| 8. | MORA Lorenzo | 98 | Ass. Amici Del Nuoto Vigili Del Fuoco | 26.99 | 706 | A |
| 9. | LOEWEL Lukas | 90 | Hessischer Schwimm-Verband | 27.00 | 705 | A |
| 10. | RIVOLTA Matteo | 91 | Italian Swimming Federation | 27.14 | 694 | A |
| 11. | ZIEMANN Felix | 97 | SC Wiesbaden 1911 | 27.19 | 691 | B |
| 12. | BELLAY Mathieu | 97 | Vikings de Rouen | 27.22 | 688 | B |
| 13. | FOELDHAZI David | 95 | Iron Swim | 27.48 | 669 | B |
| 14. | VALENTI Thomas | 02 | Polisportiva Comunale Riccione | 27.59 | 661 | B |
| 15. | GRUNERT Paul | 02 | Schwimmverein Mannheim | 27.65 | 657 | B |
| 16. | PERKS Sam | 02 | Plymouth Leander SC | 27.66 | 656 | B |
| 17. | TRUMPA Adrian | 00 | SG Poseidon Eppelheim | 27.68 | 655 | B |
| 18. | BROCK Marc | 00 | SG Essen | 27.69 | 654 | B |
| 19. | ZLATIC Lazar | 94 | Iron Swim | 27.75 | 650 | B |
| 20. | VAN WESTERING Kai | 03 | Collectif Nouvelle-Aquitaine | 27.80 | 646 | B |
| 21. | JODIN Mateo | 01 | FFN Ouest | 27.81 | 645 | R |
| 22. | PEDERSEN Nicklas Oestman | 02 | Denmark Junior | 27.86 | 642 | R |
| 23. | BRENNER Luccas Dam | 01 | Denmark Junior | 27.88 | 641 | R |
| 24. | EMO Jerome | 00 | Herstalnatation | 27.91 | 639 | R |
| 25. | KNOTT Rene Pascal | 00 | 1. Paderborner SV | 27.94 | 636 | |
| 26. | EDWARDS Rhys | 02 | Swim Wales | 28.21 | 618 | |
| 27. | HUTZLER Max | 02 | Dresdner SC 1898 e.V. | 28.24 | 616 | |
| 28. | MAIER Nelson | 03 | TV Gut Heil Billstedt | 28.29 | 613 | |
| 29. | EICH Alexander | 02 | Dresdner SC 1898 e.V. | 28.32 | 611 | |
| 30. | OLSSON Melker | 00 | Team West | 28.45 | 603 | |
| 31. | DE GROOT Samuel | 99 | ASPTT Limoges | 28.47 | 602 | |
| 32. | CHOOYIN Benjamin | 02 | Swim Wales | 28.67 | 589 | |
| 33. | REES Michael | 00 | Nova Centurion SC | 28.92 | 574 | * |
| 34. | FEN German | 02 | Ukrainian Swimming Federation | 29.03 | 567 | |
| 35. | JANSEN Thomas | 01 | KNZB-OC | 29.07 | 565 | |
| 36. | OHN Antoine | 02 | Herstalnatation | 29.08 | 564 | |
| 37. | GORDO Salvador | 03 | Plymouth Leander SC | 29.38 | 547 | |
| 38. | AL TUWAIJARI Mustafa | 02 | Brabo Zwemclub Antwerpen | 29.62 | 534 | |
| 39. | DURIEUX Yannick | 02 | CD54 Natation | 29.81 | 524 | |
| 40. | KEIL Andreas | 02 | SG Neuss | 29.86 | 521 | |





Fédération Luxembourgeoise
de Natation et de Sauvetage

LUXEMBOURG

LET'S MAKE IT HAPPEN

21st Luxembourg Euro Meet 2019
Luxembourg, 25th - 27th January 2019

Event 14, Men, 50m Backstroke, Prelim, Open

| Rank | | YB | | Time | Pts |
|------|---------------------------|----|--------------------------------|--------------|-------|
| 41. | VAN ROMPAEY Senne | 03 | Brabo Zwemclub Antwerpen | 29.90 | 519 |
| 42. | THUERING Till | 97 | SC Wiesbaden 1911 | 29.98 | 515 * |
| 43. | VASSILYEV Kirill | 03 | Dostyk Aktobe | 30.00 | 514 |
| 44. | PAZDUR Dorian | 03 | CD54 Natation | 30.05 | 512 |
| 45. | SCHMITZ Timon | 02 | SG Neuss | 30.06 | 511 |
| 46. | ASSIM Kourosh | 04 | SSF Bonn | 30.37 | 495 |
| | FERREIRA DO COUTO Goncalo | 04 | Cercle des Nageurs de Sion | 30.37 | 495 |
| 48. | GDANIEC Hubert | 04 | Plymouth Leander SC | 30.62 | 483 |
| 49. | WASHBURN Finlay | 04 | Plymouth Leander SC | 30.89 | 471 |
| 50. | STREEFLAND Keanu | 03 | KNZB-OC | 30.90 | 470 |
| 51. | KRUEGER Nicolas | 03 | SC Wiesbaden 1911 | 30.94 | 469 |
| 52. | PEZELJ Antonio | 99 | SC Wiesbaden 1911 | 31.41 | 448 * |
| 53. | FLOTTMEYER Vincent | 03 | 1. Paderborner SV | 31.85 | 430 * |
| 54. | BERNARDI Andrea | 03 | Polisportiva Comunale Riccione | 32.03 | 422 * |
| 55. | SILVA SIEIRA Carlos | 03 | Plymouth Leander SC | 32.13 | 418 * |
| 56. | SONNENBERG Philipp | 04 | SC Neustadt/Weinstr. | 33.00 | 386 * |
| DNS | LAVEN Henrik | 03 | SC Neustadt/Weinstr. | | |
| WDR | STOLK Ivo | 01 | KNZB-OC | | |
| WDR | WALTZING Loic | 00 | Schwammclub Deifferdang | | |

Junior

| | | | | | | |
|-----|--------------------------|----|--------------------------------|--------------|-----|---|
| 1. | VALENTI Thomas | 02 | Polisportiva Comunale Riccione | 27.59 | 661 | B |
| 2. | GRUNERT Paul | 02 | Schwimmverein Mannheim | 27.65 | 657 | B |
| 3. | PERKS Sam | 02 | Plymouth Leander SC | 27.66 | 656 | B |
| 4. | JODIN Mateo | 01 | FFN Ouest | 27.81 | 645 | R |
| 5. | PEDERSEN Nicklas Oestman | 02 | Denmark Junior | 27.86 | 642 | R |
| 6. | BRENNER Luccas Dam | 01 | Denmark Junior | 27.88 | 641 | R |
| 7. | EDWARDS Rhys | 02 | Swim Wales | 28.21 | 618 | |
| 8. | HUTZLER Max | 02 | Dresdner SC 1898 e.V. | 28.24 | 616 | |
| 9. | EICH Alexander | 02 | Dresdner SC 1898 e.V. | 28.32 | 611 | |
| 10. | CHOOYIN Benjamin | 02 | Swim Wales | 28.67 | 589 | |
| 11. | FEN German | 02 | Ukrainian Swimming Federation | 29.03 | 567 | |
| 12. | JANSEN Thomas | 01 | KNZB-OC | 29.07 | 565 | |
| 13. | OHN Antoine | 02 | Herstalnatation | 29.08 | 564 | |
| 14. | AL TUWAIJARI Mustafa | 02 | Brabo Zwemclub Antwerpen | 29.62 | 534 | |
| 15. | DURIEUX Yannick | 02 | CD54 Natation | 29.81 | 524 | |
| 16. | KEIL Andreas | 02 | SG Neuss | 29.86 | 521 | |
| 17. | SCHMITZ Timon | 02 | SG Neuss | 30.06 | 511 | |
| WDR | STOLK Ivo | 01 | KNZB-OC | | | |

Youth

| | | | | | | |
|----|-------------------|----|------------------------------|--------------|-----|---|
| 1. | VAN WESTERING Kai | 03 | Collectif Nouvelle-Aquitaine | 27.80 | 646 | B |
| 2. | MAIER Nelson | 03 | TV Gut Heil Billstedt | 28.29 | 613 | |
| 3. | GORDO Salvador | 03 | Plymouth Leander SC | 29.38 | 547 | |
| 4. | VAN ROMPAEY Senne | 03 | Brabo Zwemclub Antwerpen | 29.90 | 519 | |
| 5. | VASSILYEV Kirill | 03 | Dostyk Aktobe | 30.00 | 514 | |
| 6. | PAZDUR Dorian | 03 | CD54 Natation | 30.05 | 512 | |





Fédération Luxembourgeoise
de Natation et de Sauvetage

LUXEMBOURG

LET'S MAKE IT HAPPEN

21st Luxembourg Euro Meet 2019
Luxembourg, 25th - 27th January 2019

Event 14, Boys, 50m Backstroke, Prelim, Youth

| Rank | | YB | | Time | Pts |
|------|---------------------------|----|--------------------------------|--------------|-------|
| 7. | ASSIM Kourosh | 04 | SSF Bonn | 30.37 | 495 |
| | FERREIRA DO COUTO Goncalo | 04 | Cercle des Nageurs de Sion | 30.37 | 495 |
| 9. | GDANIEC Hubert | 04 | Plymouth Leander SC | 30.62 | 483 |
| 10. | WASHBURN Finlay | 04 | Plymouth Leander SC | 30.89 | 471 |
| 11. | STREEFLAND Keanu | 03 | KNZB-OC | 30.90 | 470 |
| 12. | KRUEGER Nicolas | 03 | SC Wiesbaden 1911 | 30.94 | 469 |
| 13. | FLOTTMEYER Vincent | 03 | 1. Paderborner SV | 31.85 | 430 * |
| 14. | BERNARDI Andrea | 03 | Polisportiva Comunale Riccione | 32.03 | 422 * |
| 15. | SILVA SIEIRA Carlos | 03 | Plymouth Leander SC | 32.13 | 418 * |
| 16. | SONNENBERG Philipp | 04 | SC Neustadt/Weinstr. | 33.00 | 386 * |
| DNS | LAVEN Henrik | 03 | SC Neustadt/Weinstr. | | |





Fédération Luxembourgeoise
de Natation et de Sauvetage

LUXEMBOURG

LET'S MAKE IT HAPPEN

21st Luxembourg Euro Meet 2019
Luxembourg, 25th - 27th January 2019

Event 15 Women, 200m Freestyle 2005 and older
26.01.2019 - 8:56 sponsored by: Loterie Nationale Results Prelim


| | | | | | |
|-----------------|---------|---------------------|-----|------------|------------|
| Meet Record | 1:56.81 | HOSSZU Katinka | HUN | Luxembourg | 30.01.2016 |
| World Record | 1:52.98 | PELLEGRINI Federica | ITA | Rome (ITA) | 29.07.2009 |
| European Record | 1:52.98 | PELLEGRINI Federica | ITA | Rome (ITA) | 29.07.2009 |

Open 18 +: 2:13.00 / Junior 16 - 17: 2:19.00 / Youth 14 - 15: 2:26.00

Points: FINA 2018

| Rank | | YB | | Time | Pts | 50m | 100m | 150m | 200m |
|------|--------------------------|----|----------------------------------|----------------|-------|-------|---------|---------|---------|
| Open | | | | | | | | | |
| 1. | SJOESTROM Sarah | 93 | Energy Standard | 2:01.25 | 809 A | 27.97 | 58.74 | 1:30.06 | 2:01.25 |
| 2. | UGOLKOVA Maria | 89 | Schwimmclub Uster Wallisellen | 2:01.51 | 803 A | 28.24 | 58.58 | 1:29.91 | 2:01.51 |
| 3. | MROZINSKI Julia | 00 | SGS Hamburg | 2:02.51 | 784 A | 28.73 | 59.97 | 1:31.70 | 2:02.51 |
| 4. | FOOS Reva | 93 | Hessischer Schwimm-Verband | 2:02.78 | 779 A | 29.06 | 1:00.23 | 1:31.41 | 2:02.78 |
| 5. | HOLDEN Polly | 99 | Nova Centurion SC | 2:03.22 | 770 A | 29.79 | 1:00.66 | 1:31.95 | 2:03.22 |
| 6. | VERRASZTO Evelyn | 89 | Team Hungary | 2:03.86 | 758 A | 28.88 | 1:00.07 | 1:32.00 | 2:03.86 |
| 7. | STEPHENS Laura | 99 | Plymouth Leander SC | 2:04.32 | 750 A | 29.42 | 1:00.93 | 1:32.80 | 2:04.32 |
| 8. | MASSON Rachel-Louise | 95 | Edinburgh University | 2:04.44 | 748 A | 28.80 | 1:00.65 | 1:32.68 | 2:04.44 |
| 9. | SLEVIN Mia | 03 | Swim England East Midlands | 2:04.50 | 747 A | 29.97 | 1:02.40 | 1:34.10 | 2:04.50 |
| 10. | EBBESEN Elisabeth Sab02 | 02 | Denmark Junior | 2:05.00 | 738 A | 28.83 | 1:00.34 | 1:32.52 | 2:05.00 |
| 11. | OLIVIER Monique | 98 | Fed. Luxembourgeoise de Natation | 2:05.05 | 737 B | 29.15 | 1:00.47 | 1:32.76 | 2:05.05 |
| 12. | MALUKA Ieva | 03 | BJSS Ridzene DSN | 2:05.55 | 728 B | 29.50 | 1:00.90 | 1:33.39 | 2:05.55 |
| | GLENISTER Michaela | 02 | Swim England East Midlands | 2:05.55 | 728 B | 29.50 | 1:01.62 | 1:34.09 | 2:05.55 |
| 14. | ELLIOTT Maisie | 03 | Swim England East Midlands | 2:05.70 | 726 B | 29.64 | 1:01.60 | 1:34.20 | 2:05.70 |
| 15. | RAMATELLI Giulia | 00 | Tiro a Volo Nuoto | 2:05.76 | 725 B | 30.16 | 1:02.00 | 1:34.08 | 2:05.76 |
| 16. | CABON Lean | 02 | FFN Ouest | 2:05.96 | 721 B | 30.13 | 1:02.87 | 1:35.02 | 2:05.96 |
| 17. | KLEYBOLDT Rosalie | 03 | SC Wiesbaden 1911 | 2:06.00 | 720 B | 29.43 | 1:01.33 | 1:33.76 | 2:06.00 |
| 18. | RICCI Nicole | 04 | Swimming Luxembourg | 2:06.23 | 716 B | 29.33 | 1:00.60 | 1:33.24 | 2:06.23 |
| 19. | OSRIN Honey | 03 | Plymouth Leander SC | 2:06.82 | 707 B | 29.64 | 1:02.06 | 1:34.11 | 2:06.82 |
| 20. | PECHINI Monica | 03 | Dimensione Nuoto | 2:06.83 | 706 B | 28.79 | 1:01.22 | 1:34.68 | 2:06.83 |
| 21. | COLBERT Freya | 04 | Swim England East Midlands | 2:07.15 | 701 R | 29.63 | 1:01.79 | 1:34.65 | 2:07.15 |
| 22. | BORRA Giulia | 01 | Team Insubrika | 2:07.21 | 700 R | 29.63 | 1:02.19 | 1:34.71 | 2:07.21 |
| 23. | LE BRIS Clara | 03 | FFN Ouest | 2:07.44 | 696 R | 29.71 | 1:01.99 | 1:34.90 | 2:07.44 |
| 24. | GUERRATO Gaia | 01 | Team Insubrika | 2:07.62 | 693 R | 29.91 | 1:02.62 | 1:35.07 | 2:07.62 |
| 25. | FREEMAN Sophie | 04 | Plymouth Leander SC | 2:07.66 | 693 | 30.48 | 1:03.21 | 1:35.63 | 2:07.66 |
| 26. | WILKE Franka | 02 | Plymouth Leander SC | 2:08.07 | 686 | 30.02 | 1:03.15 | 1:35.64 | 2:08.07 |
| | PEMBERTON Amy | 01 | Plymouth Leander SC | 2:08.07 | 686 | 29.44 | 1:01.79 | 1:35.32 | 2:08.07 |
| | VAN DER MAST Marij | 00 | PSV | 2:08.07 | 686 | 30.57 | 1:03.03 | 1:35.54 | 2:08.07 |
| 29. | WIZARD Betsy | 03 | Swim England East Midlands | 2:08.14 | 685 | 30.02 | 1:02.63 | 1:35.72 | 2:08.14 |
| 30. | SPIERING Femke | 02 | KNZB-OC | 2:08.15 | 685 | 30.68 | 1:03.29 | 1:35.98 | 2:08.15 |
| 31. | PETERSEN Sofie Theoph03 | 03 | Denmark Junior | 2:08.20 | 684 | 30.07 | 1:02.52 | 1:35.99 | 2:08.20 |
| 32. | MERKLE Bettina | 89 | Neckarsulmer Sport-Union | 2:08.26 | 683 | 30.16 | 1:02.70 | 1:35.54 | 2:08.26 |
| 33. | WEGRZYNOWSKA A. | 01 | WKS Slask | 2:08.61 | 677 | 29.87 | 1:02.79 | 1:35.96 | 2:08.61 |
| 34. | SZILAGYI Liliana | 96 | Team Hungary | 2:09.05 | 671 | 29.76 | 1:02.31 | 1:35.63 | 2:09.05 |
| 35. | BAERENTSEN Amalie | 00 | Aalborg Svoemmeklub | 2:09.32 | 666 | 30.10 | 1:02.71 | 1:36.03 | 2:09.32 |
| 36. | HAWORTH Tara | 99 | Edinburgh University | 2:09.51 | 663 | 30.34 | 1:02.74 | 1:35.82 | 2:09.51 |
| 37. | PALLESEN Victoria Haah02 | 02 | Denmark Junior | 2:09.66 | 661 | 30.01 | 1:02.42 | 1:36.04 | 2:09.66 |
| 38. | BANKY Jacqueline | 96 | Fed. Luxembourgeoise de Natation | 2:09.71 | 660 | 29.70 | 1:02.42 | 1:35.68 | 2:09.71 |
| 39. | DUUS Mia Steen | 01 | Denmark Senior | 2:10.07 | 655 | 30.90 | 1:03.95 | 1:37.37 | 2:10.07 |
| 40. | SOERENSEN Karoline | 02 | Denmark Junior | 2:10.10 | 654 | 30.20 | 1:03.07 | 1:36.73 | 2:10.10 |
| 41. | DECONINCK Gaele | 04 | Brugse Zwem- & Reddingskring | 2:10.32 | 651 | 30.34 | 1:03.51 | 1:37.24 | 2:10.32 |
| 42. | OTTESEN Camilla | 00 | Aalborg Svoemmeklub | 2:10.37 | 650 | 30.72 | 1:03.87 | 1:37.46 | 2:10.37 |
| 43. | HANQUET Marion | 01 | Team West | 2:10.39 | 650 | 30.94 | 1:04.69 | 1:38.18 | 2:10.39 |
| | HESSION Lauren | 01 | Plymouth Leander SC | 2:10.39 | 650 | 30.50 | 1:03.60 | 1:37.07 | 2:10.39 |





Fédération Luxembourgeoise
de Natation et de Sauvetage

LUXEMBOURG

LET'S MAKE IT HAPPEN

21st Luxembourg Euro Meet 2019
Luxembourg, 25th - 27th January 2019

Event 15, Women, 200m Freestyle, Prelim, Open

| Rank | | YB | | Time | Pts | 50m | 100m | 150m | 200m |
|------|-----------------------|----|----------------------------------|----------------|-------|-------|---------|---------|---------|
| 45. | DANY Rebecca | 01 | SSF Bonn | 2:10.49 | 649 | 29.81 | 1:02.61 | 1:36.51 | 2:10.49 |
| 46. | SCHIMMEL Hilja | 03 | Team West | 2:10.50 | 648 | 30.37 | 1:03.57 | 1:37.48 | 2:10.50 |
| 47. | LOVELL Madison | 04 | Swim Wales | 2:10.63 | 646 | 29.76 | 1:02.63 | 1:37.19 | 2:10.63 |
| 48. | AZIROVIC Nina Sophie | 03 | Hessischer Schwimm-Verband | 2:10.84 | 643 | 30.36 | 1:03.80 | 1:38.29 | 2:10.84 |
| 49. | SMITS Jade | 01 | Brabo Zwemclub Antwerpen | 2:10.94 | 642 | 30.23 | 1:03.75 | 1:37.86 | 2:10.94 |
| 50. | PETERS Emma | 03 | Fed. Luxembourgeoise de Natation | 2:11.00 | 641 | 29.65 | 1:02.01 | 1:36.28 | 2:11.00 |
| 51. | SCHIRRA Hannah | 03 | SSG Saar Max Ritter | 2:11.23 | 638 | 30.95 | 1:05.31 | 1:38.49 | 2:11.23 |
| 52. | JOMINET Lou | 05 | Fed. Luxembourgeoise de Natation | 2:11.27 | 637 | 30.62 | 1:03.91 | 1:38.71 | 2:11.27 |
| 53. | COLBERT Molly | 01 | Nova Centurion SC | 2:11.37 | 636 | 30.00 | 1:02.84 | 1:36.96 | 2:11.37 |
| 54. | COETS Shannon | 01 | Boust | 2:11.44 | 635 | 30.20 | 1:03.28 | 1:37.84 | 2:11.44 |
| 55. | KUZNETCOVA Kseniia | 03 | Youth of Moscow | 2:11.51 | 634 | 30.68 | 1:04.10 | 1:38.67 | 2:11.51 |
| 56. | YENDELL Sophie | 02 | Swim England East Midlands | 2:11.64 | 632 | 29.43 | 1:02.69 | 1:37.41 | 2:11.64 |
| 57. | ASTEDT Sofia | 03 | Team West | 2:11.69 | 631 | 30.91 | 1:04.12 | 1:38.52 | 2:11.69 |
| 58. | PILLOKAT Lara | 99 | VFL Gladbeck 1921 | 2:11.86 | 629 | 30.36 | 1:04.01 | 1:38.83 | 2:11.86 |
| 59. | BROEGGER-ANDERSEN | 02 | Aalborg Svoemmeklub | 2:11.90 | 628 | 30.34 | 1:03.91 | 1:38.17 | 2:11.90 |
| 60. | LITVINOV Isabell | 01 | SSG Pforzheim | 2:11.97 | 627 | 30.43 | 1:03.85 | 1:38.08 | 2:11.97 |
| 61. | VAN NUNEN Sam | 01 | PSV | 2:12.02 | 626 | 29.77 | 1:03.07 | 1:37.81 | 2:12.02 |
| 62. | RICCI Giorgia Michela | 02 | Swimming Luxembourg | 2:12.20 | 624 | 29.92 | 1:03.10 | 1:37.90 | 2:12.20 |
| 63. | PELLETIER Alizee | 03 | FFN Ouest | 2:12.31 | 622 | 29.93 | 1:03.22 | 1:37.78 | 2:12.31 |
| 64. | STAUDINGER Simona | 99 | Schwimmclub Uster Wallisellen | 2:12.46 | 620 | 30.42 | 1:03.86 | 1:38.44 | 2:12.46 |
| 65. | GADE Jackie | 98 | Aalborg Svoemmeklub | 2:12.57 | 618 | 31.02 | 1:04.70 | 1:38.80 | 2:12.57 |
| 66. | LEDENT Joanne | 05 | District Liege Namur Luxembourg | 2:12.60 | 618 | 30.20 | 1:03.75 | 1:38.84 | 2:12.60 |
| 67. | HUBER Annika | 03 | VFL Sindelfingen | 2:12.63 | 618 | 31.33 | 1:05.83 | 1:40.56 | 2:12.63 |
| 68. | ROSE Rianne | 05 | Hessischer Schwimm-Verband | 2:12.93 | 613 | 30.55 | 1:04.04 | 1:38.39 | 2:12.93 |
| 69. | MENSAH Joselle | 03 | Plymouth Leander SC | 2:13.12 | 611 | 30.58 | 1:04.61 | 1:39.40 | 2:13.12 |
| 70. | HOLLOWCHAK Makaela | 00 | Plymouth Leander SC | 2:13.40 | 607 * | 30.68 | 1:03.79 | 1:38.38 | 2:13.40 |
| 71. | RENIER Aurora | 03 | Dimensione Nuoto | 2:13.45 | 606 | 30.66 | 1:04.40 | 1:39.10 | 2:13.45 |
| 72. | BJERG Martha | 04 | Aarhus Swim | 2:13.54 | 605 | 31.24 | 1:04.96 | 1:39.60 | 2:13.54 |
| 73. | INGENDOH Emma | 02 | VFL Gladbeck 1921 | 2:13.71 | 603 | 30.69 | 1:04.10 | 1:39.14 | 2:13.71 |
| 74. | GILOT Eva | 02 | SPN Poitiers | 2:13.76 | 602 | 31.04 | 1:04.85 | 1:39.36 | 2:13.76 |
| 75. | CEPECK Lea | 02 | EN Tours | 2:14.08 | 598 | 30.86 | 1:04.51 | 1:39.67 | 2:14.08 |
| 76. | SAUDRAIS Svetlana | 04 | FFN Ouest | 2:14.11 | 597 | 31.28 | 1:05.71 | 1:40.48 | 2:14.11 |
| 77. | BOURGEOIS Elena | 03 | ASPTT Limoges | 2:14.13 | 597 | 31.52 | 1:06.02 | 1:40.03 | 2:14.13 |
| 78. | FEYEN Charlotte | 03 | Brabo Zwemclub Antwerpen | 2:14.24 | 596 | 30.23 | 1:03.87 | 1:39.01 | 2:14.24 |
| 79. | GERTH Lilli | 04 | TSV Bad Saulgau | 2:14.36 | 594 | 31.25 | 1:04.91 | 1:39.71 | 2:14.36 |
| 80. | LISTRAT Charlotte | 04 | EN Tours | 2:14.37 | 594 | 30.99 | 1:04.82 | 1:39.78 | 2:14.37 |
| 81. | ERHART Samira Svea | 99 | SC Wiesbaden 1911 | 2:14.50 | 592 * | 30.73 | 1:04.42 | 1:39.68 | 2:14.50 |
| 82. | BARDGETT Ella | 04 | Plymouth Leander SC | 2:14.57 | 591 | 30.34 | 1:04.43 | 1:39.80 | 2:14.57 |
| 83. | MATHY Leah | 02 | District Liege Namur Luxembourg | 2:14.58 | 591 | 31.15 | 1:04.95 | 1:39.78 | 2:14.58 |
| 84. | GUTH Regina | 05 | SC Neustadt/Weinstr. | 2:14.65 | 590 | 30.34 | 1:04.33 | 1:40.29 | 2:14.65 |
| 85. | RUSZKOWSKA Martyna | 01 | Swim Wales | 2:14.72 | 589 * | 31.05 | 1:05.07 | 1:40.17 | 2:14.72 |
| 86. | SHELZEL Sira | 03 | TSG Backnang | 2:15.14 | 584 | 30.35 | 1:05.09 | 1:40.97 | 2:15.14 |
| 87. | VERJE Mara | 03 | VFL Gladbeck 1921 | 2:15.30 | 582 | 31.06 | 1:04.81 | 1:40.36 | 2:15.30 |
| 88. | MORIN Tilde | 02 | Team West | 2:15.42 | 580 | 30.57 | 1:05.23 | 1:41.04 | 2:15.42 |
| 89. | WIECZOREK Rieke | 03 | Hessischer Schwimm-Verband | 2:15.56 | 578 | 30.84 | 1:05.61 | 1:41.23 | 2:15.56 |
| 90. | SCHOEN Valentina | 02 | SSG Saar Max Ritter | 2:15.60 | 578 | 31.24 | 1:06.36 | 1:41.87 | 2:15.60 |
| 91. | CHABOT Amelie | 04 | District Liege Namur Luxembourg | 2:15.64 | 577 | 31.18 | 1:05.54 | 1:40.80 | 2:15.64 |
| 92. | FORSON Kaya | 02 | Ghana Swimming | 2:16.02 | 573 | 30.73 | 1:04.91 | 1:40.11 | 2:16.02 |
| 93. | CHINA Lucile | 03 | District Liege Namur Luxembourg | 2:16.26 | 570 | 31.17 | 1:05.59 | 1:41.00 | 2:16.26 |
| 94. | VANHAUWAERT Lotte | 04 | Royal Ostend Swimming Club | 2:16.35 | 568 | 30.71 | 1:04.72 | 1:40.68 | 2:16.35 |
| 95. | RICCHI Aurora | 04 | Polisportiva Comunale Riccione | 2:16.42 | 568 | 30.42 | 1:05.12 | 1:40.45 | 2:16.42 |
| 96. | SOERENSEN Emilie Wol | 03 | Aarhus Swim | 2:16.49 | 567 | 31.79 | 1:06.14 | 1:41.66 | 2:16.49 |



Fédération Luxembourgeoise
de Natation et de Sauvetage**LUXEMBOURG**

LET'S MAKE IT HAPPEN

21st Luxembourg Euro Meet 2019
Luxembourg, 25th - 27th January 2019


Event 15, Women, 200m Freestyle, Prelim, Open

| Rank | | YB | | Time | Pts | 50m | 100m | 150m | 200m |
|------|--|----|----------------------------------|----------------|-------|-------|---------|---------|---------|
| 97. | LEU Lena | 02 | Swim Team Lucerne | 2:16.63 | 565 | 31.47 | 1:06.16 | 1:41.88 | 2:16.63 |
| 98. | BORGHESI Gaia | 02 | Polisportiva Comunale Riccione | 2:17.07 | 559 | 32.48 | 1:06.89 | 1:42.01 | 2:17.07 |
| 99. | BELLATRECCIA Chiara | 04 | Dimensione Nuoto | 2:17.13 | 559 | 31.42 | 1:05.84 | 1:41.70 | 2:17.13 |
| 100. | BAFFO Maria Rachele | 04 | Dimensione Nuoto | 2:17.22 | 558 | 31.66 | 1:06.46 | 1:43.07 | 2:17.22 |
| 101. | VON DEN DRIESCH Jana | 04 | SSG Saar Max Ritter | 2:17.51 | 554 | 30.53 | 1:05.15 | 1:41.69 | 2:17.51 |
| 102. | PREHN Yvonne | 05 | SSG Pforzheim | 2:17.74 | 551 | 31.20 | 1:07.23 | 1:43.25 | 2:17.74 |
| 103. | APUSHKINSKAYA Anna | 04 | SSG Saar Max Ritter | 2:17.76 | 551 | 31.43 | 1:06.69 | 1:42.79 | 2:17.76 |
| 104. | BEAUDOT Laly | 04 | District Liege Namur Luxembourg | 2:18.23 | 546 | 29.99 | 1:04.35 | 1:42.40 | 2:18.23 |
| 105. | GOSUIN Augustine | 04 | Liege Mosan | 2:18.28 | 545 | 31.77 | 1:06.75 | 1:42.91 | 2:18.28 |
| 106. | VANDEPUTTE Silke | 03 | Brabo Zwemclub Antwerpen | 2:18.52 | 542 | 31.63 | 1:06.63 | 1:42.56 | 2:18.52 |
| 107. | BENZMUELLER Magdale | 05 | SG Rhein-Mosel | 2:18.60 | 541 | 31.40 | 1:06.74 | 1:43.08 | 2:18.60 |
| 108. | MANOLARAS Laura | 03 | TSG Backnang | 2:18.65 | 541 | 31.14 | 1:06.43 | 1:43.29 | 2:18.65 |
| 109. | FORSON Zaira | 05 | Ghana Swimming | 2:18.66 | 540 | 31.87 | 1:07.14 | 1:43.57 | 2:18.66 |
| 110. | WOLFF Jolina | 05 | VFL Gladbeck 1921 | 2:18.75 | 539 | 31.78 | 1:07.45 | 1:43.64 | 2:18.75 |
| 111. | OLESEN Ida | 03 | Aalborg Svoemmeklub | 2:19.33 | 533 * | 32.65 | 1:07.83 | 1:44.19 | 2:19.33 |
| 112. | HEIERHOFF Hannah | 03 | SC Wiesbaden 1911 | 2:19.50 | 531 * | 32.69 | 1:08.43 | 1:44.87 | 2:19.50 |
| 113. | MAYE Misty | 02 | Cercle des Nageurs de Sion | 2:19.65 | 529 * | 32.44 | 1:07.74 | 1:44.41 | 2:19.65 |
| 114. | HERDT Jennifer | 02 | SSG Pforzheim | 2:19.72 | 528 * | 30.95 | 1:05.91 | 1:42.83 | 2:19.72 |
| 115. | MOELLER Marie-Louise | 03 | VFL Gladbeck 1921 | 2:19.83 | 527 * | 31.40 | 1:06.30 | 1:42.81 | 2:19.83 |
| 116. | MOEHLE Cara | 03 | TSG Backnang | 2:20.09 | 524 * | 31.33 | 1:06.41 | 1:43.54 | 2:20.09 |
| | PAPE Hannah | 03 | 1. Paderborner SV | 2:20.09 | 524 * | 31.37 | 1:06.25 | 1:43.50 | 2:20.09 |
| 118. | ESTEVE Charlotte | 04 | CD54 Natation | 2:20.14 | 523 | 32.20 | 1:08.60 | 1:45.71 | 2:20.14 |
| 119. | KUHLMANN Marie | 05 | VFL Gladbeck 1921 | 2:20.34 | 521 | 31.67 | 1:07.23 | 1:43.80 | 2:20.34 |
| 120. | HARTMANN Luisa | 04 | SC Neustadt/Weinstr. | 2:22.01 | 503 | 32.25 | 1:08.54 | 1:45.85 | 2:22.01 |
| 121. | TISLER Romane | 02 | CD54 Natation | 2:22.09 | 502 * | 32.81 | 1:09.33 | 1:46.64 | 2:22.09 |
| 122. | FEYEN Lindsay | 05 | Brabo Zwemclub Antwerpen | 2:22.37 | 499 | 31.97 | 1:08.01 | 1:45.73 | 2:22.37 |
| 123. | SMIRNOVA Anna | 05 | Youth of Moscow | 2:22.77 | 495 | 32.04 | 1:08.34 | 1:45.78 | 2:22.77 |
| 124. | PETERS Yamina | 05 | VFL Gladbeck 1921 | 2:23.48 | 488 | 31.47 | 1:07.08 | 1:45.18 | 2:23.48 |
| 125. | SCHULGIN Nicole | 04 | SC Neustadt/Weinstr. | 2:25.16 | 471 | 33.62 | 1:10.86 | 1:48.22 | 2:25.16 |
| 126. | VANDERSCHRICK Laura | 02 | Fed. Luxembourgeoise de Natation | 2:25.23 | 470 * | 31.92 | 1:07.45 | 1:45.93 | 2:25.23 |
| 127. | SCHMITZ Svea Bo | 04 | SC Wiesbaden 1911 | 2:25.99 | 463 | 33.05 | 1:09.79 | 1:47.75 | 2:25.99 |
| 128. | NAEF Tamara | 04 | Swim Team Lucerne | 2:30.72 | 421 * | 33.94 | 1:12.20 | 1:51.71 | 2:30.72 |
| DSQ | BALMER Camille | 04 | Cercle des Nageurs de Sion | | | | | | |
| | <i>G2 - Starting before the starting signal (SW 4.4) (Time: 11:15)</i> | | | | | | | | |
| DNS | MORGAN Elena | 02 | Swim Wales | | | | | | |
| DNS | WALLERIUS Theresa | 03 | SG Rhein-Mosel | | | | | | |
| DNS | KUECHLER Hannah | 02 | Potsdamer SV | | | | | | |
| WDR | PIERRON Marie | 01 | CD54 Natation | | | | | | |

Junior

| | | | | | | | | | |
|-----|-----------------------|----|----------------------------|----------------|-------|-------|---------|---------|---------|
| 1. | SLEVIN Mia | 03 | Swim England East Midlands | 2:04.50 | 747 A | 29.97 | 1:02.40 | 1:34.10 | 2:04.50 |
| 2. | EBBESEN Elisabeth Sab | 02 | Denmark Junior | 2:05.00 | 738 A | 28.83 | 1:00.34 | 1:32.52 | 2:05.00 |
| 3. | MALUKA Ieva | 03 | BJSS Ridzene DSN | 2:05.55 | 728 B | 29.50 | 1:00.90 | 1:33.39 | 2:05.55 |
| | GLENISTER Michaela | 02 | Swim England East Midlands | 2:05.55 | 728 B | 29.50 | 1:01.62 | 1:34.09 | 2:05.55 |
| 5. | ELLIOTT Maisie | 03 | Swim England East Midlands | 2:05.70 | 726 B | 29.64 | 1:01.60 | 1:34.20 | 2:05.70 |
| 6. | CABON Lean | 02 | FFN Ouest | 2:05.96 | 721 B | 30.13 | 1:02.87 | 1:35.02 | 2:05.96 |
| 7. | KLEYBOLDT Rosalie | 03 | SC Wiesbaden 1911 | 2:06.00 | 720 B | 29.43 | 1:01.33 | 1:33.76 | 2:06.00 |
| 8. | OSRIN Honey | 03 | Plymouth Leander SC | 2:06.82 | 707 B | 29.64 | 1:02.06 | 1:34.11 | 2:06.82 |
| 9. | PECHINI Monica | 03 | Dimensione Nuoto | 2:06.83 | 706 B | 28.79 | 1:01.22 | 1:34.68 | 2:06.83 |
| 10. | LE BRIS Clara | 03 | FFN Ouest | 2:07.44 | 696 R | 29.71 | 1:01.99 | 1:34.90 | 2:07.44 |
| 11. | WILKE Franka | 02 | Plymouth Leander SC | 2:08.07 | 686 | 30.02 | 1:03.15 | 1:35.64 | 2:08.07 |





Fédération Luxembourgeoise
de Natation et de Sauvetage

LUXEMBOURG


LET'S MAKE IT HAPPEN

21st Luxembourg Euro Meet 2019
Luxembourg, 25th - 27th January 2019

Event 15, Women, 200m Freestyle, Prelim, Junior

| Rank | | YB | | Time | Pts | 50m | 100m | 150m | 200m |
|------|------------------------|----|----------------------------------|----------------|-------|-------|---------|---------|---------|
| 12. | WIZARD Betsy | 03 | Swim England East Midlands | 2:08.14 | 685 | 30.02 | 1:02.63 | 1:35.72 | 2:08.14 |
| 13. | SPIERING Femke | 02 | KNZB-OC | 2:08.15 | 685 | 30.68 | 1:03.29 | 1:35.98 | 2:08.15 |
| 14. | PETERSEN Sofie Theoph | 03 | Denmark Junior | 2:08.20 | 684 | 30.07 | 1:02.52 | 1:35.99 | 2:08.20 |
| 15. | PALLESEN Victoria Haah | 02 | Denmark Junior | 2:09.66 | 661 | 30.01 | 1:02.42 | 1:36.04 | 2:09.66 |
| 16. | SOERENSEN Karoline | 02 | Denmark Junior | 2:10.10 | 654 | 30.20 | 1:03.07 | 1:36.73 | 2:10.10 |
| 17. | SCHIMMEL Hilja | 03 | Team West | 2:10.50 | 648 | 30.37 | 1:03.57 | 1:37.48 | 2:10.50 |
| 18. | AZIROVIC Nina Sophie | 03 | Hessischer Schwimm-Verband | 2:10.84 | 643 | 30.36 | 1:03.80 | 1:38.29 | 2:10.84 |
| 19. | PETERS Emma | 03 | Fed. Luxembourgeoise de Natation | 2:11.00 | 641 | 29.65 | 1:02.01 | 1:36.28 | 2:11.00 |
| 20. | SCHIRRA Hannah | 03 | SSG Saar Max Ritter | 2:11.23 | 638 | 30.95 | 1:05.31 | 1:38.49 | 2:11.23 |
| 21. | KUZNETCOVA Kseniia | 03 | Youth of Moscow | 2:11.51 | 634 | 30.68 | 1:04.10 | 1:38.67 | 2:11.51 |
| 22. | YENDELL Sophie | 02 | Swim England East Midlands | 2:11.64 | 632 | 29.43 | 1:02.69 | 1:37.41 | 2:11.64 |
| 23. | ASTEDT Sofia | 03 | Team West | 2:11.69 | 631 | 30.91 | 1:04.12 | 1:38.52 | 2:11.69 |
| 24. | BROEGGER-ANDERSEN | 02 | Aalborg Svoemmeklub | 2:11.90 | 628 | 30.34 | 1:03.91 | 1:38.17 | 2:11.90 |
| 25. | RICCI Giorgia Michela | 02 | Swimming Luxembourg | 2:12.20 | 624 | 29.92 | 1:03.10 | 1:37.90 | 2:12.20 |
| 26. | PELLETIER Alizee | 03 | FFN Ouest | 2:12.31 | 622 | 29.93 | 1:03.22 | 1:37.78 | 2:12.31 |
| 27. | HUBER Annika | 03 | VFL Sindelfingen | 2:12.63 | 618 | 31.33 | 1:05.83 | 1:40.56 | 2:12.63 |
| 28. | MENSAH Joselle | 03 | Plymouth Leander SC | 2:13.12 | 611 | 30.58 | 1:04.61 | 1:39.40 | 2:13.12 |
| 29. | RENIER Aurora | 03 | Dimensione Nuoto | 2:13.45 | 606 | 30.66 | 1:04.40 | 1:39.10 | 2:13.45 |
| 30. | INGENDOH Emma | 02 | VFL Gladbeck 1921 | 2:13.71 | 603 | 30.69 | 1:04.10 | 1:39.14 | 2:13.71 |
| 31. | GILOT Eva | 02 | SPN Poitiers | 2:13.76 | 602 | 31.04 | 1:04.85 | 1:39.36 | 2:13.76 |
| 32. | CEPECK Lea | 02 | EN Tours | 2:14.08 | 598 | 30.86 | 1:04.51 | 1:39.67 | 2:14.08 |
| 33. | BOURGEOIS Elena | 03 | ASPTT Limoges | 2:14.13 | 597 | 31.52 | 1:06.02 | 1:40.03 | 2:14.13 |
| 34. | FEYEN Charlotte | 03 | Brabo Zwemclub Antwerpen | 2:14.24 | 596 | 30.23 | 1:03.87 | 1:39.01 | 2:14.24 |
| 35. | MATHY Leah | 02 | District Liege Namur Luxembourg | 2:14.58 | 591 | 31.15 | 1:04.95 | 1:39.78 | 2:14.58 |
| 36. | SHELZEL Sira | 03 | TSG Backnang | 2:15.14 | 584 | 30.35 | 1:05.09 | 1:40.97 | 2:15.14 |
| 37. | VERJE Mara | 03 | VFL Gladbeck 1921 | 2:15.30 | 582 | 31.06 | 1:04.81 | 1:40.36 | 2:15.30 |
| 38. | MORIN Tilde | 02 | Team West | 2:15.42 | 580 | 30.57 | 1:05.23 | 1:41.04 | 2:15.42 |
| 39. | WIECZOREK Rieke | 03 | Hessischer Schwimm-Verband | 2:15.56 | 578 | 30.84 | 1:05.61 | 1:41.23 | 2:15.56 |
| 40. | SCHOEN Valentina | 02 | SSG Saar Max Ritter | 2:15.60 | 578 | 31.24 | 1:06.36 | 1:41.87 | 2:15.60 |
| 41. | FORSON Kaya | 02 | Ghana Swimming | 2:16.02 | 573 | 30.73 | 1:04.91 | 1:40.11 | 2:16.02 |
| 42. | CHINA Lucile | 03 | District Liege Namur Luxembourg | 2:16.26 | 570 | 31.17 | 1:05.59 | 1:41.00 | 2:16.26 |
| 43. | SOERENSEN Emilie Wol | 03 | Aarhus Swim | 2:16.49 | 567 | 31.79 | 1:06.14 | 1:41.66 | 2:16.49 |
| 44. | LEU Lena | 02 | Swim Team Lucerne | 2:16.63 | 565 | 31.47 | 1:06.16 | 1:41.88 | 2:16.63 |
| 45. | BORGHESI Gaia | 02 | Polisportiva Comunale Riccione | 2:17.07 | 559 | 32.48 | 1:06.89 | 1:42.01 | 2:17.07 |
| 46. | VANDEPUTTE Silke | 03 | Brabo Zwemclub Antwerpen | 2:18.52 | 542 | 31.63 | 1:06.63 | 1:42.56 | 2:18.52 |
| 47. | MANOLARAS Laura | 03 | TSG Backnang | 2:18.65 | 541 | 31.14 | 1:06.43 | 1:43.29 | 2:18.65 |
| 48. | OLESEN Ida | 03 | Aalborg Svoemmeklub | 2:19.33 | 533 * | 32.65 | 1:07.83 | 1:44.19 | 2:19.33 |
| 49. | HEIERHOFF Hannah | 03 | SC Wiesbaden 1911 | 2:19.50 | 531 * | 32.69 | 1:08.43 | 1:44.87 | 2:19.50 |
| 50. | MAYE Misty | 02 | Cercle des Nageurs de Sion | 2:19.65 | 529 * | 32.44 | 1:07.74 | 1:44.41 | 2:19.65 |
| 51. | HERDT Jennifer | 02 | SSG Pforzheim | 2:19.72 | 528 * | 30.95 | 1:05.91 | 1:42.83 | 2:19.72 |
| 52. | MOELLER Marie-Louise | 03 | VFL Gladbeck 1921 | 2:19.83 | 527 * | 31.40 | 1:06.30 | 1:42.81 | 2:19.83 |
| 53. | MOEHLE Cara | 03 | TSG Backnang | 2:20.09 | 524 * | 31.33 | 1:06.41 | 1:43.54 | 2:20.09 |
| | PAPE Hannah | 03 | 1. Paderborner SV | 2:20.09 | 524 * | 31.37 | 1:06.25 | 1:43.50 | 2:20.09 |
| 55. | TISLER Romane | 02 | CD54 Natation | 2:22.09 | 502 * | 32.81 | 1:09.33 | 1:46.64 | 2:22.09 |
| 56. | VANDERSCHRICK Laura | 02 | Fed. Luxembourgeoise de Natation | 2:25.23 | 470 * | 31.92 | 1:07.45 | 1:45.93 | 2:25.23 |
| DNS | MORGAN Elena | 02 | Swim Wales | | | | | | |
| DNS | WALLERIUS Theresa | 03 | SG Rhein-Mosel | | | | | | |
| DNS | KUECHLER Hannah | 02 | Potsdamer SV | | | | | | |





Fédération Luxembourgeoise
de Natation et de Sauvetage

LUXEMBOURG

LET'S MAKE IT HAPPEN

21st Luxembourg Euro Meet 2019
Luxembourg, 25th - 27th January 2019

Event 15, Women, 200m Freestyle, Prelim

Youth

| | | | | | | | | | |
|-----|------------------------|-------------------------------------|----------------|-----|---|-------|---------|---------|---------|
| 1. | RICCI Nicole | 04 Swimming Luxembourg | 2:06.23 | 716 | B | 29.33 | 1:00.60 | 1:33.24 | 2:06.23 |
| 2. | COLBERT Freya | 04 Swim England East Midlands | 2:07.15 | 701 | R | 29.63 | 1:01.79 | 1:34.65 | 2:07.15 |
| 3. | FREEMAN Sophie | 04 Plymouth Leander SC | 2:07.66 | 693 | | 30.48 | 1:03.21 | 1:35.63 | 2:07.66 |
| 4. | DECONINCK Gaele | 04 Brugse Zwem- & Reddingskring | 2:10.32 | 651 | | 30.34 | 1:03.51 | 1:37.24 | 2:10.32 |
| 5. | LOVELL Madison | 04 Swim Wales | 2:10.63 | 646 | | 29.76 | 1:02.63 | 1:37.19 | 2:10.63 |
| 6. | JOMINET Lou | 05 Fed. Luxembourgeoise de Natation | 2:11.27 | 637 | | 30.62 | 1:03.91 | 1:38.71 | 2:11.27 |
| 7. | LEDENT Joanne | 05 District Liege Namur Luxembourg | 2:12.60 | 618 | | 30.20 | 1:03.75 | 1:38.84 | 2:12.60 |
| 8. | ROSE Rianne | 05 Hessischer Schwimm-Verband | 2:12.93 | 613 | | 30.55 | 1:04.04 | 1:38.39 | 2:12.93 |
| 9. | BJERG Martha | 04 Aarhus Swim | 2:13.54 | 605 | | 31.24 | 1:04.96 | 1:39.60 | 2:13.54 |
| 10. | SAUDRAIS Svetlana | 04 FFN Ouest | 2:14.11 | 597 | | 31.28 | 1:05.71 | 1:40.48 | 2:14.11 |
| 11. | GERTH Lilli | 04 TSV Bad Saulgau | 2:14.36 | 594 | | 31.25 | 1:04.91 | 1:39.71 | 2:14.36 |
| 12. | LISTRAT Charlotte | 04 EN Tours | 2:14.37 | 594 | | 30.99 | 1:04.82 | 1:39.78 | 2:14.37 |
| 13. | BARDGETT Ella | 04 Plymouth Leander SC | 2:14.57 | 591 | | 30.34 | 1:04.43 | 1:39.80 | 2:14.57 |
| 14. | GUTH Regina | 05 SC Neustadt/Weinstr. | 2:14.65 | 590 | | 30.34 | 1:04.33 | 1:40.29 | 2:14.65 |
| 15. | CHABOT Amelie | 04 District Liege Namur Luxembourg | 2:15.64 | 577 | | 31.18 | 1:05.54 | 1:40.80 | 2:15.64 |
| 16. | VANHAUWAERT Lotte | 04 Royal Ostend Swimming Club | 2:16.35 | 568 | | 30.71 | 1:04.72 | 1:40.68 | 2:16.35 |
| 17. | RICCHI Aurora | 04 Polisportiva Comunale Riccione | 2:16.42 | 568 | | 30.42 | 1:05.12 | 1:40.45 | 2:16.42 |
| 18. | BELLATRECCIA Chiara | 04 Dimensione Nuoto | 2:17.13 | 559 | | 31.42 | 1:05.84 | 1:41.70 | 2:17.13 |
| 19. | BAFFO Maria Rachele | 04 Dimensione Nuoto | 2:17.22 | 558 | | 31.66 | 1:06.46 | 1:43.07 | 2:17.22 |
| 20. | VON DEN DRIESCH Janina | 04 SSG Saar Max Ritter | 2:17.51 | 554 | | 30.53 | 1:05.15 | 1:41.69 | 2:17.51 |
| 21. | PREHN Yvonne | 05 SSG Pforzheim | 2:17.74 | 551 | | 31.20 | 1:07.23 | 1:43.25 | 2:17.74 |
| 22. | APUSHKINSKAYA Anna | 04 SSG Saar Max Ritter | 2:17.76 | 551 | | 31.43 | 1:06.69 | 1:42.79 | 2:17.76 |
| 23. | BEAUDOT Laly | 04 District Liege Namur Luxembourg | 2:18.23 | 546 | | 29.99 | 1:04.35 | 1:42.40 | 2:18.23 |
| 24. | GOSUIN Augustine | 04 Liege Mosan | 2:18.28 | 545 | | 31.77 | 1:06.75 | 1:42.91 | 2:18.28 |
| 25. | BENZMUELLER Magdale | 05 SG Rhein-Mosel | 2:18.60 | 541 | | 31.40 | 1:06.74 | 1:43.08 | 2:18.60 |
| 26. | FORSON Zaira | 05 Ghana Swimming | 2:18.66 | 540 | | 31.87 | 1:07.14 | 1:43.57 | 2:18.66 |
| 27. | WOLFF Jolina | 05 VFL Gladbeck 1921 | 2:18.75 | 539 | | 31.78 | 1:07.45 | 1:43.64 | 2:18.75 |
| 28. | ESTEVE Charlotte | 04 CD54 Natation | 2:20.14 | 523 | | 32.20 | 1:08.60 | 1:45.71 | 2:20.14 |
| 29. | KUHLMANN Marie | 05 VFL Gladbeck 1921 | 2:20.34 | 521 | | 31.67 | 1:07.23 | 1:43.80 | 2:20.34 |
| 30. | HARTMANN Luisa | 04 SC Neustadt/Weinstr. | 2:22.01 | 503 | | 32.25 | 1:08.54 | 1:45.85 | 2:22.01 |
| 31. | FEYEN Lindsay | 05 Brabo Zwemclub Antwerpen | 2:22.37 | 499 | | 31.97 | 1:08.01 | 1:45.73 | 2:22.37 |
| 32. | SMIRNOVA Anna | 05 Youth of Moscow | 2:22.77 | 495 | | 32.04 | 1:08.34 | 1:45.78 | 2:22.77 |
| 33. | PETERS Yamina | 05 VFL Gladbeck 1921 | 2:23.48 | 488 | | 31.47 | 1:07.08 | 1:45.18 | 2:23.48 |
| 34. | SCHULGIN Nicole | 04 SC Neustadt/Weinstr. | 2:25.16 | 471 | | 33.62 | 1:10.86 | 1:48.22 | 2:25.16 |
| 35. | SCHMITZ Svea Bo | 04 SC Wiesbaden 1911 | 2:25.99 | 463 | | 33.05 | 1:09.79 | 1:47.75 | 2:25.99 |
| 36. | NAEF Tamara | 04 Swim Team Lucerne | 2:30.72 | 421 | * | 33.94 | 1:12.20 | 1:51.71 | 2:30.72 |
| DSQ | BALMER Camille | 04 Cercle des Nageurs de Sion | | | | | | | |

G2 - Starting before the starting signal (SW 4.4) (Time: 11:15)





Fédération Luxembourgeoise
de Natation et de Sauvetage

LUXEMBOURG

LET'S MAKE IT HAPPEN

21st Luxembourg Euro Meet 2019
Luxembourg, 25th - 27th January 2019


| Event 16 | Men, 200m Freestyle | | | | 2004 and older |
|-------------------|---------------------------------|---------------------|-----|------------|----------------|
| 26.01.2019 - 9:16 | sponsored by: Loterie Nationale | | | | Results Prelim |
| Meet Record | 1:46.10 | STJEPANOVIC Velimir | SRB | Luxembourg | 30.01.2016 |
| World Record | 1:42.00 | BIEDERMANN Paul | GER | Rome (ITA) | 28.07.2009 |
| European Record | 1:42.00 | BIEDERMANN Paul | GER | Rome (ITA) | 28.07.2009 |

Open 19 +: 2:02.00 / Junior 17 - 18: 2:06.50 / Youth 15 - 16: 2:13.50

Points: FINA 2018

| Rank | YB | | Time | Pts | 50m | 100m | 150m | 200m |
|------|----------------------|-------------------------------------|----------------|-------|-------|-------|---------|---------|
| Open | | | | | | | | |
| 1. | DUBININ Vladimir | 99 Moscow Club | 1:49.96 | 798 A | 25.79 | 53.38 | 1:21.56 | 1:49.96 |
| 2. | ZELLMANN Poul | 95 SG Essen | 1:50.49 | 786 A | 26.23 | 54.35 | 1:22.48 | 1:50.49 |
| 3. | ZIRK Gregor | 99 Energy Standard | 1:51.10 | 773 A | 26.04 | 54.33 | 1:23.03 | 1:51.10 |
| 4. | KOLESNIKOV Kliment | 00 Moscow Club | 1:51.37 | 768 A | 25.56 | 54.08 | 1:23.06 | 1:51.37 |
| 5. | HEIDTMANN Jacob | 94 Swim-Team Elmshorn | 1:51.55 | 764 A | 26.43 | 54.15 | 1:22.50 | 1:51.55 |
| 6. | ZHIKHAREV Petr | 99 Youth of Moscow | 1:51.69 | 761 A | 26.85 | 56.05 | 1:24.51 | 1:51.69 |
| 7. | MIROSLAW Rafael | 01 SG HT16 Hamburg | 1:52.15 | 752 A | 27.16 | 56.03 | 1:24.48 | 1:52.15 |
| 8. | MAKSUMOV Ernest | 97 Moscow Club | 1:52.63 | 742 A | 27.05 | 56.16 | 1:24.91 | 1:52.63 |
| 9. | FLOHR Julius | 95 Hessischer Schwimm-Verband | 1:52.81 | 739 A | 26.66 | 55.04 | 1:23.87 | 1:52.81 |
| 10. | HANSEN Andreas | 00 Denmark Senior | 1:52.99 | 735 A | 26.91 | 56.23 | 1:24.98 | 1:52.99 |
| 11. | NOWOSAD Max | 95 SG Neukoelln e.V. Berlin | 1:53.03 | 734 B | 26.78 | 55.01 | 1:23.59 | 1:53.03 |
| 12. | RAZZETTI Alberto | 99 Italian Swimming Federation | 1:53.32 | 729 B | 26.83 | 55.65 | 1:24.67 | 1:53.32 |
| 13. | DUDAS Daniel | 94 Iron Swim | 1:53.34 | 728 B | 26.74 | 55.50 | 1:24.26 | 1:53.34 |
| 14. | STACCHIOTTI Raphael | 92 Fed. Luxembourgeoise de Natation | 1:53.35 | 728 B | 26.58 | 55.56 | 1:24.69 | 1:53.35 |
| 15. | FABIANI Remi | 01 Fed. Luxembourgeoise de Natation | 1:53.40 | 727 B | 25.92 | 54.68 | 1:23.94 | 1:53.40 |
| 16. | KISZCZAK Jakub | 00 WKS Slask | 1:53.43 | 727 B | 26.19 | 55.29 | 1:24.63 | 1:53.43 |
| 17. | ROMANCHUK Mykhaylo | 96 Energy Standard | 1:53.56 | 724 B | 27.15 | 55.76 | 1:24.77 | 1:53.56 |
| 18. | SALVAN Hadrien | 97 Stade de Vanves | 1:53.61 | 723 B | 26.83 | 56.13 | 1:25.76 | 1:53.61 |
| 19. | GADGAARD Mikkel | 99 Denmark Senior | 1:53.69 | 722 B | 26.64 | 55.41 | 1:24.47 | 1:53.69 |
| 20. | KNIPPING Arjan | 94 PSV | 1:53.90 | 718 B | 26.91 | 56.03 | 1:25.29 | 1:53.90 |
| 21. | VERRASZTO David | 88 Team Hungary | 1:54.11 | 714 R | 27.19 | 56.27 | 1:25.44 | 1:54.11 |
| 22. | JAWORSKI Szymon | 01 WKS Slask | 1:54.13 | 713 R | 27.03 | 56.24 | 1:25.54 | 1:54.13 |
| 23. | BICZO Bence | 93 Team Hungary | 1:54.29 | 710 R | 27.39 | 56.97 | 1:26.18 | 1:54.29 |
| 24. | FROLOV Sergiy | 92 Energy Standard | 1:54.38 | 709 R | 27.44 | 56.68 | 1:26.06 | 1:54.38 |
| 25. | BERINGUE Raphael | 01 CA Orsay | 1:54.48 | 707 | 27.45 | 57.01 | 1:25.96 | 1:54.48 |
| 26. | ANDERSEN Christoffer | H02 Denmark Junior | 1:54.54 | 706 | 26.89 | 55.65 | 1:25.08 | 1:54.54 |
| 27. | CHIRICO Luca | 99 Team Insubrika | 1:54.63 | 704 | 26.80 | 56.72 | 1:26.50 | 1:54.63 |
| 28. | SCHMIDT Danny | 01 Hessischer Schwimm-Verband | 1:54.64 | 704 | 26.61 | 55.33 | 1:25.13 | 1:54.64 |
| 29. | SAVAGE Daniel | 00 Swim England East Midlands | 1:54.92 | 699 | 26.95 | 57.54 | 1:26.93 | 1:54.92 |
| 30. | BLANCH Nicolas | 97 Aalborg Svoemmeklub | 1:55.00 | 697 | 27.18 | 56.42 | 1:25.88 | 1:55.00 |
| 31. | DEREN Kacper | 98 WKS Slask | 1:55.19 | 694 | 27.52 | 56.34 | 1:26.01 | 1:55.19 |
| 32. | BETH Silas | 03 SG Bad Schwartau | 1:55.27 | 692 | 27.14 | 56.26 | 1:26.00 | 1:55.27 |
| 33. | HOUOT Jeremy | 99 Vikings de Rouen | 1:55.50 | 688 | 27.65 | 56.80 | 1:26.33 | 1:55.50 |
| 34. | MANNES Max | 97 Fed. Luxembourgeoise de Natation | 1:55.51 | 688 | 26.85 | 56.19 | 1:25.79 | 1:55.51 |
| 35. | LINDHOLM Oskar | 01 Denmark Junior | 1:55.84 | 682 | 26.76 | 55.84 | 1:26.04 | 1:55.84 |
| 36. | KEBER Christian | 98 SC Wiesbaden 1911 | 1:55.88 | 681 | 27.26 | 56.64 | 1:26.19 | 1:55.88 |
| 37. | ELLEGAARD Arthur | Daler01 Denmark Junior | 1:55.89 | 681 | 27.86 | 57.51 | 1:27.30 | 1:55.89 |
| 38. | BEELEY Tom | 99 Plymouth Leander SC | 1:55.90 | 681 | 27.22 | 56.63 | 1:26.52 | 1:55.90 |
| 39. | WILLIAMS Joshua | 02 Swim Wales | 1:56.06 | 678 | 27.39 | 57.03 | 1:26.51 | 1:56.06 |
| 40. | SOULARD Nathanael | 01 FFN Ouest | 1:56.07 | 678 | 27.04 | 56.05 | 1:26.11 | 1:56.07 |
| 41. | AX Joel | 91 SC Wiesbaden 1911 | 1:56.08 | 678 | 27.29 | 57.56 | 1:27.08 | 1:56.08 |
| 42. | POOLE Charlie | 01 Swim England East Midlands | 1:56.32 | 674 | 27.16 | 56.67 | 1:26.98 | 1:56.32 |
| 43. | VANDERSCHRICK Steph | 00 Fed. Luxembourgeoise de Natation | 1:56.48 | 671 | 27.37 | 56.72 | 1:26.68 | 1:56.48 |
| 44. | DUTKOWIAK Wojciech | 00 WKS Slask | 1:56.55 | 670 | 27.01 | 56.70 | 1:26.62 | 1:56.55 |





Fédération Luxembourgeoise
de Natation et de Sauvetage

LUXEMBOURG

LET'S MAKE IT HAPPEN

21st Luxembourg Euro Meet 2019
Luxembourg, 25th - 27th January 2019

Event 16, Men, 200m Freestyle, Prelim, Open

| Rank | | YB | | Time | Pts | 50m | 100m | 150m | 200m |
|------|-------------------------|----|-----------------------------------|----------------|-------|-------|---------|---------|---------|
| 45. | ECKERVOGT Alexander | 00 | SG Essen | 1:56.61 | 669 | 26.83 | 56.26 | 1:26.46 | 1:56.61 |
| 46. | STUPIN Maxim | 00 | Moscow Club | 1:56.64 | 668 | 27.56 | 57.11 | 1:27.12 | 1:56.64 |
| 47. | JACKOWSKI Tomasz | 02 | WKS Slask | 1:56.87 | 664 | 27.08 | 56.54 | 1:26.83 | 1:56.87 |
| 48. | JANSEN Thomas | 01 | KNZB-OC | 1:57.00 | 662 | 27.54 | 56.64 | 1:27.06 | 1:57.00 |
| 49. | STROEBEK Lucas Bruun | 01 | Denmark Junior | 1:57.01 | 662 | 27.18 | 57.01 | 1:27.06 | 1:57.01 |
| 50. | HANO Grzegorz | 00 | WKS Slask | 1:57.12 | 660 | 27.40 | 56.86 | 1:26.81 | 1:57.12 |
| 51. | SUENKEL Rafael | 02 | Dresdner SC 1898 e.V. | 1:57.19 | 659 | 27.53 | 57.47 | 1:27.53 | 1:57.19 |
| 52. | SAUBER Bob | 01 | Fed. Luxembourgeoise de Natation | 1:57.32 | 657 | 27.15 | 57.04 | 1:27.26 | 1:57.32 |
| 53. | SCHMITZ Jacques | 02 | Fed. Luxembourgeoise de Natation | 1:57.36 | 656 | 27.56 | 57.33 | 1:27.46 | 1:57.36 |
| 54. | POWER Dean | 97 | UCD Swim Team | 1:57.40 | 655 | 27.02 | 56.71 | 1:26.82 | 1:57.40 |
| 55. | MATTENET Emilien | 00 | Charleville Mezieres | 1:57.50 | 654 | 27.85 | 58.05 | 1:28.63 | 1:57.50 |
| 56. | KELLER Viktor | 98 | SC Wiesbaden 1911 | 1:57.53 | 653 | 27.64 | 56.98 | 1:26.81 | 1:57.53 |
| 57. | BRAUNBERGER Richard | 00 | Hessischer Schwimm-Verband | 1:57.72 | 650 | 28.37 | 58.77 | 1:28.67 | 1:57.72 |
| 58. | FOELDHAZI David | 95 | Iron Swim | 1:57.90 | 647 | 26.76 | 56.04 | 1:27.20 | 1:57.90 |
| 59. | DOMINIAK Kacper | 00 | WKS Slask | 1:58.07 | 644 | 27.54 | 57.36 | 1:27.87 | 1:58.07 |
| 60. | KONZ Alexander | 99 | SG Bayer | 1:58.29 | 641 | 27.80 | 58.18 | 1:28.69 | 1:58.29 |
| 61. | NISSEN Jakob Strunge | 02 | Denmark Junior | 1:58.48 | 638 | 27.58 | 57.96 | 1:28.96 | 1:58.48 |
| 62. | FRANCKX Stan | 02 | Flanders | 1:58.75 | 633 | 26.63 | 56.10 | 1:26.92 | 1:58.75 |
| 63. | KIEFFER Victor | 98 | EN Tours | 1:58.79 | 633 | 27.34 | 57.36 | 1:28.30 | 1:58.79 |
| 64. | JOZKOW Cezary | 01 | WKS Slask | 1:58.82 | 632 | 27.88 | 57.86 | 1:28.39 | 1:58.82 |
| 65. | HOELBLING Alexander | 01 | ATUS Knittelfeld | 1:58.88 | 631 | 27.57 | 58.56 | 1:29.49 | 1:58.88 |
| 66. | OLSSON Melker | 00 | Team West | 1:58.89 | 631 | 28.19 | 58.59 | 1:28.86 | 1:58.89 |
| 67. | THENU Maxime | 02 | FFN Ouest | 1:58.98 | 630 | 27.78 | 58.72 | 1:29.00 | 1:58.98 |
| 68. | RUBASHNYI Alexander | 01 | Youth of Moscow | 1:59.50 | 621 | 27.21 | 56.61 | 1:27.64 | 1:59.50 |
| 69. | DAZY Max | 00 | Cercle Royal de Natation Arlonais | 1:59.58 | 620 | 27.69 | 58.07 | 1:28.91 | 1:59.58 |
| 70. | LEES Axel | 02 | ASPTT Limoges | 1:59.66 | 619 | 26.94 | 57.16 | 1:28.83 | 1:59.66 |
| 71. | KRASNIQI Arti | 99 | Swim-Team Elmshorn | 1:59.68 | 619 | 27.07 | 56.72 | 1:28.35 | 1:59.68 |
| 72. | MENCEL Milosz | 02 | WKS Slask | 1:59.90 | 615 | 28.19 | 58.74 | 1:29.88 | 1:59.90 |
| 73. | MITCHELL Stefano | 99 | Plymouth Leander SC | 1:59.91 | 615 | 27.73 | 57.90 | 1:28.70 | 1:59.91 |
| 74. | EICHLER Adrian | 03 | SC Wiesbaden 1911 | 1:59.92 | 615 | 28.26 | 59.95 | 1:30.42 | 1:59.92 |
| 75. | KOCH Leo | 01 | SSG Pforzheim | 2:00.12 | 612 | 26.78 | 56.25 | 1:27.28 | 2:00.12 |
| 76. | JONES Reid | 02 | Plymouth Leander SC | 2:00.15 | 611 | 27.45 | 58.53 | 1:29.44 | 2:00.15 |
| 77. | PAKER Batuhan | 02 | Plymouth Leander SC | 2:00.27 | 609 | 27.23 | 57.44 | 1:28.75 | 2:00.27 |
| 78. | KNOTT Rene Pascal | 00 | 1. Paderborner SV | 2:00.38 | 608 | 27.75 | 58.00 | 1:29.50 | 2:00.38 |
| 79. | JEDEL Christopher | 95 | Team West | 2:00.40 | 608 | 28.14 | 58.28 | 1:29.31 | 2:00.40 |
| 80. | RICHARDS Owen | 01 | Swim Wales | 2:00.55 | 605 | 27.83 | 58.34 | 1:29.27 | 2:00.55 |
| 81. | PLOWMAN Archie | 01 | Swim England East Midlands | 2:00.60 | 605 | 28.11 | 59.01 | 1:29.93 | 2:00.60 |
| 82. | DALEIDEN CIUFERRI Raouf | 03 | Fed. Luxembourgeoise de Natation | 2:00.74 | 602 | 27.49 | 57.75 | 1:29.23 | 2:00.74 |
| 83. | DINE MOREIRA Orhan | 98 | EN Tours | 2:00.78 | 602 | 27.91 | 59.46 | 1:30.83 | 2:00.78 |
| 84. | RENNESON Xavier | 01 | District Liege Namur Luxembourg | 2:00.82 | 601 | 28.93 | 59.36 | 1:30.31 | 2:00.82 |
| 85. | KANTZENBACH Jon | 02 | Hessischer Schwimm-Verband | 2:00.86 | 601 | 28.47 | 59.50 | 1:30.77 | 2:00.86 |
| 86. | BECKERS Felix | 01 | Fed. Luxembourgeoise de Natation | 2:00.87 | 600 | 27.48 | 58.27 | 1:29.64 | 2:00.87 |
| 87. | GALLAGHER Dylan | 03 | Swim Wales | 2:01.05 | 598 | 28.87 | 59.63 | 1:30.20 | 2:01.05 |
| 88. | NORTH Oscar | 03 | Plymouth Leander SC | 2:01.48 | 591 | 28.25 | 59.15 | 1:30.43 | 2:01.48 |
| 89. | RUDQVIST Samuel | 99 | Team West | 2:01.84 | 586 | 28.19 | 59.37 | 1:30.84 | 2:01.84 |
| 90. | SUMIN Ivan | 03 | Youth of Moscow | 2:01.93 | 585 | 27.97 | 59.08 | 1:30.65 | 2:01.93 |
| 91. | HART James | 04 | Plymouth Leander SC | 2:01.94 | 585 | 28.99 | 1:00.17 | 1:31.17 | 2:01.94 |
| 92. | BRENNER Luccas Dam | 01 | Denmark Junior | 2:02.03 | 583 | 27.84 | 58.44 | 1:30.17 | 2:02.03 |
| 93. | MASCARENHAS Henrique | 01 | Plymouth Leander SC | 2:02.13 | 582 | 28.36 | 59.73 | 1:31.34 | 2:02.13 |
| 94. | KOSTIKOV Yaroslav | 04 | Youth of Moscow | 2:02.16 | 582 | 28.44 | 59.63 | 1:30.70 | 2:02.16 |
| 95. | DENGIS Bastien | 02 | Liege Mosan | 2:02.41 | 578 | 28.52 | 59.43 | 1:31.43 | 2:02.41 |
| 96. | SHOOPINSKY Nicholas | 00 | SC Wiesbaden 1911 | 2:02.42 | 578 * | 27.70 | 56.77 | 1:28.32 | 2:02.42 |





Fédération Luxembourgeoise
de Natation et de Sauvetage

LUXEMBOURG


LET'S MAKE IT HAPPEN

21st Luxembourg Euro Meet 2019
Luxembourg, 25th - 27th January 2019

Event 16, Men, 200m Freestyle, Prelim, Open

| Rank | | YB | | Time | Pts | 50m | 100m | 150m | 200m |
|------|--------------------------|----|-----------------------------------|----------------|-------|-------|---------|---------|---------|
| 97. | NASINI Michele | 02 | Polisportiva Comunale Riccione | 2:02.80 | 573 | 28.78 | 59.24 | 1:30.92 | 2:02.80 |
| 98. | VAN ROMPAEY Senne | 03 | Brabo Zwemclub Antwerpen | 2:02.88 | 571 | 28.11 | 59.38 | 1:31.30 | 2:02.88 |
| 99. | ZLATIC Lazar | 94 | Iron Swim | 2:03.09 | 569 * | 27.36 | 58.53 | 1:30.50 | 2:03.09 |
| 100. | ADILGEREYEV Adil | 02 | Dostyk Aktobe | 2:03.29 | 566 | 28.53 | 59.87 | 1:31.77 | 2:03.29 |
| 101. | PERLA Edoardo | 01 | Polisportiva Comunale Riccione | 2:03.51 | 563 | 28.73 | 1:00.33 | 1:31.75 | 2:03.51 |
| 102. | AH WAN Lenel | 02 | Plymouth Leander SC | 2:03.86 | 558 | 27.40 | 58.59 | 1:31.21 | 2:03.86 |
| 103. | HENRIONNET Tom | 04 | CD54 Natation | 2:04.06 | 555 | 28.48 | 59.66 | 1:31.93 | 2:04.06 |
| 104. | TSUI Dylan | 02 | Plymouth Leander SC | 2:04.75 | 546 | 29.36 | 1:01.65 | 1:33.63 | 2:04.75 |
| 105. | JANSEN Anton | 00 | PSV | 2:04.85 | 545 * | 27.87 | 59.98 | 1:32.60 | 2:04.85 |
| 106. | DE MEYER Niels | 02 | Brabo Zwemclub Antwerpen | 2:04.92 | 544 | 28.27 | 59.84 | 1:32.59 | 2:04.92 |
| 107. | WERNER Nick | 01 | SSG Saar Max Ritter | 2:05.03 | 542 | 28.75 | 1:00.43 | 1:32.63 | 2:05.03 |
| 108. | HUTZLER Max | 02 | Dresdner SC 1898 e.V. | 2:05.06 | 542 | 27.58 | 59.02 | 1:31.88 | 2:05.06 |
| 109. | GANSS Julius | 02 | SV Nikar Heidelberg | 2:05.25 | 540 | 28.61 | 1:00.45 | 1:33.15 | 2:05.25 |
| 110. | PREECE Aron | 99 | Nova Centurion SC | 2:05.53 | 536 * | 28.80 | 1:00.45 | 1:33.35 | 2:05.53 |
| 111. | DANTHINE Zacharie | 04 | Cercle Royal de Natation Arlonais | 2:05.56 | 536 | 29.01 | 1:00.98 | 1:34.10 | 2:05.56 |
| 112. | GRIFFITHS Alex | 03 | Swim Wales | 2:05.58 | 535 | 29.01 | 59.94 | 1:32.69 | 2:05.58 |
| | PLASCHKE Lennart | 01 | SC Wiesbaden 1911 | 2:05.58 | 535 | 29.40 | 1:01.31 | 1:33.18 | 2:05.58 |
| 114. | FROST Oliver Noergaard | 02 | Aalborg Svoemmeklub | 2:05.66 | 534 | 28.56 | 1:00.17 | 1:32.96 | 2:05.66 |
| 115. | HUSQUINET Paul | 02 | Liege Mosan | 2:05.78 | 533 | 28.50 | 1:00.12 | 1:32.65 | 2:05.78 |
| 116. | BISENIUS Rayan | 00 | District Liege Namur Luxembourg | 2:05.84 | 532 * | 29.43 | 1:01.71 | 1:33.83 | 2:05.84 |
| 117. | SCHWICK Maximilian | 04 | Dresdner SC 1898 e.V. | 2:05.89 | 531 | 28.34 | 1:00.59 | 1:33.89 | 2:05.89 |
| 118. | DELLA COLETTA Alessandra | 03 | Dimensione Nuoto | 2:05.91 | 531 | 27.75 | 59.26 | 1:32.75 | 2:05.91 |
| 119. | GDANIEC Hubert | 04 | Plymouth Leander SC | 2:05.94 | 531 | 29.19 | 1:02.35 | 1:35.86 | 2:05.94 |
| | KELLNER Mats | 99 | 1. Paderborner SV | 2:05.94 | 531 * | 28.52 | 1:00.60 | 1:33.59 | 2:05.94 |
| 121. | VELLEN Nicolas | 02 | SG Neuss | 2:06.17 | 528 | 28.88 | 1:00.25 | 1:32.89 | 2:06.17 |
| 122. | BOKOV Rodion | 03 | Swimming Luxembourg | 2:06.78 | 520 | 28.99 | 1:00.86 | 1:33.63 | 2:06.78 |
| 123. | EECKHOUT Emile | 01 | Boust | 2:06.84 | 520 * | 29.95 | 1:02.79 | 1:36.14 | 2:06.84 |
| | GRAF Alex | 99 | Schwammclub Deifferdang | 2:06.84 | 520 * | 28.49 | 1:00.38 | 1:33.86 | 2:06.84 |
| 125. | SUCH Thijs Oscar | 03 | SC Wiesbaden 1911 | 2:07.00 | 518 | 28.45 | 59.74 | 1:32.66 | 2:07.00 |
| 126. | SNIEDZE Ricards Janis | 03 | BJSS Ridzene DSN | 2:07.68 | 509 | 28.95 | 1:02.80 | 1:37.56 | 2:07.68 |
| 127. | SILVA SIEIRA Carlos | 03 | Plymouth Leander SC | 2:07.74 | 509 | 29.68 | 1:02.70 | 1:35.22 | 2:07.74 |
| 128. | CAPEL Theo | 04 | ASPTT Limoges | 2:07.83 | 508 | 28.09 | 1:00.66 | 1:33.80 | 2:07.83 |
| 129. | LOURTIE Theo | 04 | District Liege Namur Luxembourg | 2:08.09 | 504 | 29.22 | 1:01.83 | 1:35.48 | 2:08.09 |
| 130. | CHRISTIN Matthieu Nath | 03 | Youth of Moscow | 2:08.18 | 503 | 28.99 | 1:00.91 | 1:34.59 | 2:08.18 |
| 131. | REMACLE Hugo | 03 | District Liege Namur Luxembourg | 2:08.40 | 501 | 29.42 | 1:02.22 | 1:35.60 | 2:08.40 |
| 132. | CONSTANTINO CAEIRO | 03 | Cercle de Natation Dudelange | 2:08.53 | 499 | 28.40 | 1:00.91 | 1:35.24 | 2:08.53 |
| 133. | KAMINSKI Karl | 03 | SSF Bonn | 2:08.71 | 497 | 29.39 | 1:01.73 | 1:35.30 | 2:08.71 |
| 134. | BROCKHAUS Robin | 01 | 1. Paderborner SV | 2:08.74 | 497 * | 28.19 | 1:00.90 | 1:35.12 | 2:08.74 |
| 135. | SYMILLIDIS Stylianos | 04 | Plymouth Leander SC | 2:08.88 | 495 | 28.56 | 1:00.68 | 1:34.91 | 2:08.88 |
| 136. | FRANCOIS Mathias | 03 | District Liege Namur Luxembourg | 2:09.32 | 490 | 29.10 | 1:01.20 | 1:35.14 | 2:09.32 |
| 137. | SONNENBERG Philipp | 04 | SC Neustadt/Weinstr. | 2:09.39 | 489 | 30.38 | 1:03.49 | 1:36.77 | 2:09.39 |
| 138. | WASHBURN Finlay | 04 | Plymouth Leander SC | 2:09.90 | 484 | 28.37 | 1:01.63 | 1:35.19 | 2:09.90 |
| 139. | DE COOMAN F. | 04 | District Liege Namur Luxembourg | 2:10.02 | 482 | 29.48 | 1:02.96 | 1:38.01 | 2:10.02 |
| 140. | WIRTH David | 02 | Schwammclub Deifferdang | 2:11.23 | 469 * | 29.07 | 1:02.61 | 1:37.16 | 2:11.23 |
| 141. | SMIT Luca | 03 | SC Wiesbaden 1911 | 2:11.69 | 464 | 29.35 | 1:01.74 | 1:36.83 | 2:11.69 |
| 142. | PETERWITZ Andre | 99 | SC Wiesbaden 1911 | 2:11.74 | 464 * | 29.78 | 1:02.49 | 1:36.98 | 2:11.74 |
| 143. | FLOTTMEYER Vincent | 03 | 1. Paderborner SV | 2:12.27 | 458 | 30.28 | 1:04.47 | 1:39.13 | 2:12.27 |
| 144. | SCHMIDIGER Ian | 03 | Swim Team Lucerne | 2:12.28 | 458 | 30.23 | 1:05.12 | 1:39.64 | 2:12.28 |
| 145. | SIEMUND Benjamin | 03 | SG Poseidon Eppelheim | 2:14.15 | 439 * | 28.71 | 1:02.58 | 1:38.77 | 2:14.15 |
| 146. | DOMBROWA Yanick | 04 | VFL Gladbeck 1921 | 2:15.43 | 427 * | 28.07 | 1:00.84 | 1:37.75 | 2:15.43 |
| 147. | PARMENTIER Aymeric | 93 | Boust | 2:16.81 | 414 * | 30.04 | 1:04.23 | 1:40.63 | 2:16.81 |
| DNS | WANTEN Bernd | 04 | Brabo Zwemclub Antwerpen | | | | | | |





Fédération Luxembourgeoise
de Natation et de Sauvetage

LUXEMBOURG

LET'S MAKE IT HAPPEN

21st Luxembourg Euro Meet 2019
Luxembourg, 25th - 27th January 2019


Event 16, Men, 200m Freestyle, Prelim, Open

| Rank | | YB | | Time | Pts | 50m | 100m | 150m | 200m |
|------|------------------|----|-----------------------------|------|-----|-----|------|------|------|
| DNS | LAVEN Henrik | 03 | SC Neustadt/Weinstr. | | | | | | |
| DNS | ENDERS Lennart | 01 | SC Wiesbaden 1911 | | | | | | |
| DNS | VENDRAME Ivano | 97 | Italian Swimming Federation | | | | | | |
| WDR | EL-KAMASH Marwan | 93 | Energy Standard | | | | | | |
| WDR | CLARKE Kameron | 02 | Swim Wales | | | | | | |
| WDR | STOLK Ivo | 01 | KNZB-OC | | | | | | |

Junior

| | | | | | | | | | |
|-----|----------------------|---------|----------------------------------|----------------|-------|-------|---------|---------|---------|
| 1. | MIROSLAW Rafael | 01 | SG HT16 Hamburg | 1:52.15 | 752 A | 27.16 | 56.03 | 1:24.48 | 1:52.15 |
| 2. | FABIANI Remi | 01 | Fed. Luxembourgeoise de Natation | 1:53.40 | 727 B | 25.92 | 54.68 | 1:23.94 | 1:53.40 |
| 3. | JAWORSKI Szymon | 01 | WKS Slask | 1:54.13 | 713 R | 27.03 | 56.24 | 1:25.54 | 1:54.13 |
| 4. | BERINGUE Raphael | 01 | CA Orsay | 1:54.48 | 707 | 27.45 | 57.01 | 1:25.96 | 1:54.48 |
| 5. | ANDERSEN Christoffer | H02 | Denmark Junior | 1:54.54 | 706 | 26.89 | 55.65 | 1:25.08 | 1:54.54 |
| 6. | SCHMIDT Danny | 01 | Hessischer Schwimm-Verband | 1:54.64 | 704 | 26.61 | 55.33 | 1:25.13 | 1:54.64 |
| 7. | LINDHOLM Oskar | 01 | Denmark Junior | 1:55.84 | 682 | 26.76 | 55.84 | 1:26.04 | 1:55.84 |
| 8. | ELLEGAARD Arthur | Daler01 | Denmark Junior | 1:55.89 | 681 | 27.86 | 57.51 | 1:27.30 | 1:55.89 |
| 9. | WILLIAMS Joshua | 02 | Swim Wales | 1:56.06 | 678 | 27.39 | 57.03 | 1:26.51 | 1:56.06 |
| 10. | SOULARD Nathanael | 01 | FFN Ouest | 1:56.07 | 678 | 27.04 | 56.05 | 1:26.11 | 1:56.07 |
| 11. | POOLE Charlie | 01 | Swim England East Midlands | 1:56.32 | 674 | 27.16 | 56.67 | 1:26.98 | 1:56.32 |
| 12. | JACKOWSKI Tomasz | 02 | WKS Slask | 1:56.87 | 664 | 27.08 | 56.54 | 1:26.83 | 1:56.87 |
| 13. | JANSEN Thomas | 01 | KNZB-OC | 1:57.00 | 662 | 27.54 | 56.64 | 1:27.06 | 1:57.00 |
| 14. | STROEBEK Lucas | Bruun01 | Denmark Junior | 1:57.01 | 662 | 27.18 | 57.01 | 1:27.06 | 1:57.01 |
| 15. | SUENKEL Rafael | 02 | Dresdner SC 1898 e.V. | 1:57.19 | 659 | 27.53 | 57.47 | 1:27.53 | 1:57.19 |
| 16. | SAUBER Bob | 01 | Fed. Luxembourgeoise de Natation | 1:57.32 | 657 | 27.15 | 57.04 | 1:27.26 | 1:57.32 |
| 17. | SCHMITZ Jacques | 02 | Fed. Luxembourgeoise de Natation | 1:57.36 | 656 | 27.56 | 57.33 | 1:27.46 | 1:57.36 |
| 18. | NISSEN Jakob | Strunge | Denmark Junior | 1:58.48 | 638 | 27.58 | 57.96 | 1:28.96 | 1:58.48 |
| 19. | FRANCKX Stan | 02 | Flanders | 1:58.75 | 633 | 26.63 | 56.10 | 1:26.92 | 1:58.75 |
| 20. | JOZKOW Cezary | 01 | WKS Slask | 1:58.82 | 632 | 27.88 | 57.86 | 1:28.39 | 1:58.82 |
| 21. | HOELBLING Alexander | 01 | ATUS Knittelfeld | 1:58.88 | 631 | 27.57 | 58.56 | 1:29.49 | 1:58.88 |
| 22. | THENU Maxime | 02 | FFN Ouest | 1:58.98 | 630 | 27.78 | 58.72 | 1:29.00 | 1:58.98 |
| 23. | RUBASHNYI Alexander | 01 | Youth of Moscow | 1:59.50 | 621 | 27.21 | 56.61 | 1:27.64 | 1:59.50 |
| 24. | LEES Axel | 02 | ASPTT Limoges | 1:59.66 | 619 | 26.94 | 57.16 | 1:28.83 | 1:59.66 |
| 25. | MENCEL Milosz | 02 | WKS Slask | 1:59.90 | 615 | 28.19 | 58.74 | 1:29.88 | 1:59.90 |
| 26. | KOCH Leo | 01 | SSG Pforzheim | 2:00.12 | 612 | 26.78 | 56.25 | 1:27.28 | 2:00.12 |
| 27. | JONES Reid | 02 | Plymouth Leander SC | 2:00.15 | 611 | 27.45 | 58.53 | 1:29.44 | 2:00.15 |
| 28. | PAKER Batuhan | 02 | Plymouth Leander SC | 2:00.27 | 609 | 27.23 | 57.44 | 1:28.75 | 2:00.27 |
| 29. | RICHARDS Owen | 01 | Swim Wales | 2:00.55 | 605 | 27.83 | 58.34 | 1:29.27 | 2:00.55 |
| 30. | PLOWMAN Archie | 01 | Swim England East Midlands | 2:00.60 | 605 | 28.11 | 59.01 | 1:29.93 | 2:00.60 |
| 31. | RENNESON Xavier | 01 | District Liege Namur Luxembourg | 2:00.82 | 601 | 28.93 | 59.36 | 1:30.31 | 2:00.82 |
| 32. | KANTZENBACH Jon | 02 | Hessischer Schwimm-Verband | 2:00.86 | 601 | 28.47 | 59.50 | 1:30.77 | 2:00.86 |
| 33. | BECKERS Felix | 01 | Fed. Luxembourgeoise de Natation | 2:00.87 | 600 | 27.48 | 58.27 | 1:29.64 | 2:00.87 |
| 34. | BRENNER Luccas | Dam | Denmark Junior | 2:02.03 | 583 | 27.84 | 58.44 | 1:30.17 | 2:02.03 |
| 35. | MASCARENHAS Henrique | 01 | Plymouth Leander SC | 2:02.13 | 582 | 28.36 | 59.73 | 1:31.34 | 2:02.13 |
| 36. | DENGIS Bastien | 02 | Liege Mosan | 2:02.41 | 578 | 28.52 | 59.43 | 1:31.43 | 2:02.41 |
| 37. | NASINI Michele | 02 | Polisportiva Comunale Riccione | 2:02.80 | 573 | 28.78 | 59.24 | 1:30.92 | 2:02.80 |
| 38. | ADILGEREYEV Adil | 02 | Dostyk Aktobe | 2:03.29 | 566 | 28.53 | 59.87 | 1:31.77 | 2:03.29 |
| 39. | PERLA Edoardo | 01 | Polisportiva Comunale Riccione | 2:03.51 | 563 | 28.73 | 1:00.33 | 1:31.75 | 2:03.51 |
| 40. | AH WAN Lenel | 02 | Plymouth Leander SC | 2:03.86 | 558 | 27.40 | 58.59 | 1:31.21 | 2:03.86 |
| 41. | TSUI Dylan | 02 | Plymouth Leander SC | 2:04.75 | 546 | 29.36 | 1:01.65 | 1:33.63 | 2:04.75 |
| 42. | DE MEYER Niels | 02 | Brabo Zwemclub Antwerpen | 2:04.92 | 544 | 28.27 | 59.84 | 1:32.59 | 2:04.92 |
| 43. | WERNER Nick | 01 | SSG Saar Max Ritter | 2:05.03 | 542 | 28.75 | 1:00.43 | 1:32.63 | 2:05.03 |
| 44. | HUTZLER Max | 02 | Dresdner SC 1898 e.V. | 2:05.06 | 542 | 27.58 | 59.02 | 1:31.88 | 2:05.06 |





Fédération Luxembourgeoise
de Natation et de Sauvetage

LUXEMBOURG

LET'S MAKE IT HAPPEN

21st Luxembourg Euro Meet 2019
Luxembourg, 25th - 27th January 2019

Event 16, Boys, 200m Freestyle, Prelim, Junior

| Rank | | YB | | Time | Pts | 50m | 100m | 150m | 200m |
|------|------------------------|----|-------------------------|----------------|-------|-------|---------|---------|---------|
| 45. | GANSS Julius | 02 | SV Nikar Heidelberg | 2:05.25 | 540 | 28.61 | 1:00.45 | 1:33.15 | 2:05.25 |
| 46. | PLASCHKE Lennart | 01 | SC Wiesbaden 1911 | 2:05.58 | 535 | 29.40 | 1:01.31 | 1:33.18 | 2:05.58 |
| 47. | FROST Oliver Noergaard | 02 | Aalborg Svoemmeklub | 2:05.66 | 534 | 28.56 | 1:00.17 | 1:32.96 | 2:05.66 |
| 48. | HUSQUINET Paul | 02 | Liege Mosan | 2:05.78 | 533 | 28.50 | 1:00.12 | 1:32.65 | 2:05.78 |
| 49. | VELLEN Nicolas | 02 | SG Neuss | 2:06.17 | 528 | 28.88 | 1:00.25 | 1:32.89 | 2:06.17 |
| 50. | EECKHOUT Emile | 01 | Boust | 2:06.84 | 520 * | 29.95 | 1:02.79 | 1:36.14 | 2:06.84 |
| 51. | BROCKHAUS Robin | 01 | 1. Paderborner SV | 2:08.74 | 497 * | 28.19 | 1:00.90 | 1:35.12 | 2:08.74 |
| 52. | WIRTH David | 02 | Schwammclub Deifferdang | 2:11.23 | 469 * | 29.07 | 1:02.61 | 1:37.16 | 2:11.23 |
| DNS | ENDERS Lennart | 01 | SC Wiesbaden 1911 | | | | | | |
| WDR | CLARKE Kameron | 02 | Swim Wales | | | | | | |
| WDR | STOLK Ivo | 01 | KNZB-OC | | | | | | |

Youth

| | | | | | | | | | |
|-----|-----------------------------|----|-----------------------------------|----------------|-------|-------|---------|---------|---------|
| 1. | BETH Silas | 03 | SG Bad Schwartau | 1:55.27 | 692 | 27.14 | 56.26 | 1:26.00 | 1:55.27 |
| 2. | EICHLER Adrian | 03 | SC Wiesbaden 1911 | 1:59.92 | 615 | 28.26 | 59.95 | 1:30.42 | 1:59.92 |
| 3. | DALEIDEN CIUFERRI Raouf | 03 | Fed. Luxembourgeoise de Natation | 2:00.74 | 602 | 27.49 | 57.75 | 1:29.23 | 2:00.74 |
| 4. | GALLAGHER Dylan | 03 | Swim Wales | 2:01.05 | 598 | 28.87 | 59.63 | 1:30.20 | 2:01.05 |
| 5. | NORTH Oscar | 03 | Plymouth Leander SC | 2:01.48 | 591 | 28.25 | 59.15 | 1:30.43 | 2:01.48 |
| 6. | SUMIN Ivan | 03 | Youth of Moscow | 2:01.93 | 585 | 27.97 | 59.08 | 1:30.65 | 2:01.93 |
| 7. | HART James | 04 | Plymouth Leander SC | 2:01.94 | 585 | 28.99 | 1:00.17 | 1:31.17 | 2:01.94 |
| 8. | KOSTIKOV Yaroslav | 04 | Youth of Moscow | 2:02.16 | 582 | 28.44 | 59.63 | 1:30.70 | 2:02.16 |
| 9. | VAN ROMPAEY Senne | 03 | Brabo Zwemclub Antwerpen | 2:02.88 | 571 | 28.11 | 59.38 | 1:31.30 | 2:02.88 |
| 10. | HENRIONNET Tom | 04 | CD54 Natation | 2:04.06 | 555 | 28.48 | 59.66 | 1:31.93 | 2:04.06 |
| 11. | DANTHINE Zacharie | 04 | Cercle Royal de Natation Arlonais | 2:05.56 | 536 | 29.01 | 1:00.98 | 1:34.10 | 2:05.56 |
| 12. | GRIFFITHS Alex | 03 | Swim Wales | 2:05.58 | 535 | 29.01 | 59.94 | 1:32.69 | 2:05.58 |
| 13. | SCHWICK Maximilian | 04 | Dresdner SC 1898 e.V. | 2:05.89 | 531 | 28.34 | 1:00.59 | 1:33.89 | 2:05.89 |
| 14. | DELLA COLETTA Alessandra | 03 | Dimensione Nuoto | 2:05.91 | 531 | 27.75 | 59.26 | 1:32.75 | 2:05.91 |
| 15. | GDANIEC Hubert | 04 | Plymouth Leander SC | 2:05.94 | 531 | 29.19 | 1:02.35 | 1:35.86 | 2:05.94 |
| 16. | BOKOV Rodion | 03 | Swimming Luxembourg | 2:06.78 | 520 | 28.99 | 1:00.86 | 1:33.63 | 2:06.78 |
| 17. | SUCH Thijs Oscar | 03 | SC Wiesbaden 1911 | 2:07.00 | 518 | 28.45 | 59.74 | 1:32.66 | 2:07.00 |
| 18. | SNIEDZE Ricards Janis | 03 | BJSS Ridzene DSN | 2:07.68 | 509 | 28.95 | 1:02.80 | 1:37.56 | 2:07.68 |
| 19. | SILVA SIEIRA Carlos | 03 | Plymouth Leander SC | 2:07.74 | 509 | 29.68 | 1:02.70 | 1:35.22 | 2:07.74 |
| 20. | CAPEL Theo | 04 | ASPTT Limoges | 2:07.83 | 508 | 28.09 | 1:00.66 | 1:33.80 | 2:07.83 |
| 21. | LOURTIE Theo | 04 | District Liege Namur Luxembourg | 2:08.09 | 504 | 29.22 | 1:01.83 | 1:35.48 | 2:08.09 |
| 22. | CHRISTIN Matthieu Nathanael | 03 | Youth of Moscow | 2:08.18 | 503 | 28.99 | 1:00.91 | 1:34.59 | 2:08.18 |
| 23. | REMACLE Hugo | 03 | District Liege Namur Luxembourg | 2:08.40 | 501 | 29.42 | 1:02.22 | 1:35.60 | 2:08.40 |
| 24. | CONSTANTINO CAEIRO | 03 | Cercle de Natation Dudelange | 2:08.53 | 499 | 28.40 | 1:00.91 | 1:35.24 | 2:08.53 |
| 25. | KAMINSKI Karl | 03 | SSF Bonn | 2:08.71 | 497 | 29.39 | 1:01.73 | 1:35.30 | 2:08.71 |
| 26. | SYMILLIDIS Stylianos | 04 | Plymouth Leander SC | 2:08.88 | 495 | 28.56 | 1:00.68 | 1:34.91 | 2:08.88 |
| 27. | FRANCOIS Mathias | 03 | District Liege Namur Luxembourg | 2:09.32 | 490 | 29.10 | 1:01.20 | 1:35.14 | 2:09.32 |
| 28. | SONNENBERG Philipp | 04 | SC Neustadt/Weinstr. | 2:09.39 | 489 | 30.38 | 1:03.49 | 1:36.77 | 2:09.39 |
| 29. | WASHBURN Finlay | 04 | Plymouth Leander SC | 2:09.90 | 484 | 28.37 | 1:01.63 | 1:35.19 | 2:09.90 |
| 30. | DE COOMAN F. | 04 | District Liege Namur Luxembourg | 2:10.02 | 482 | 29.48 | 1:02.96 | 1:38.01 | 2:10.02 |
| 31. | SMIT Luca | 03 | SC Wiesbaden 1911 | 2:11.69 | 464 | 29.35 | 1:01.74 | 1:36.83 | 2:11.69 |
| 32. | FLOTTMEYER Vincent | 03 | 1. Paderborner SV | 2:12.27 | 458 | 30.28 | 1:04.47 | 1:39.13 | 2:12.27 |
| 33. | SCHMIDIGER Ian | 03 | Swim Team Lucerne | 2:12.28 | 458 | 30.23 | 1:05.12 | 1:39.64 | 2:12.28 |
| 34. | SIEMUND Benjamin | 03 | SG Poseidon Eppelheim | 2:14.15 | 439 * | 28.71 | 1:02.58 | 1:38.77 | 2:14.15 |
| 35. | DOMBROWA Yanick | 04 | VFL Gladbeck 1921 | 2:15.43 | 427 * | 28.07 | 1:00.84 | 1:37.75 | 2:15.43 |
| DNS | WANTEN Bernd | 04 | Brabo Zwemclub Antwerpen | | | | | | |
| DNS | LAVEN Henrik | 03 | SC Neustadt/Weinstr. | | | | | | |





Fédération Luxembourgeoise
de Natation et de Sauvetage

LUXEMBOURG

LET'S MAKE IT HAPPEN

21st Luxembourg Euro Meet 2019
Luxembourg, 25th - 27th January 2019

Event 17

26.01.2019 - 9:40

Women, 100m Butterfly
sponsored by: SEO

2005 and older
Results Prelim


| | | | | | |
|-----------------|-------|------------------|-----|------------|------------|
| Meet Record | 56.77 | SJOESTROEM Sarah | SWE | Luxembourg | 28.01.2018 |
| World Record | 55.48 | SJOESTROEM Sarah | SWE | Rio (BRA) | 07.08.2016 |
| European Record | 55.48 | SJOESTROEM Sarah | SWE | Rio (BRA) | 07.08.2016 |

Open 18 +: 1:06.55 / Junior 16 - 17: 1:10.45 / Youth 14 - 15: 1:12.75

Points: FINA 2018

| Rank | YB | | Time | Pts | 50m | 100m |
|------|----|--|----------------|-------|-------|---------|
| Open | | | | | | |
| 1. | 93 | SJOESTROM Sarah Energy Standard | 58.16 | 868 A | 26.89 | 58.16 |
| 2. | 90 | BIANCHI Ilaria Italian Swimming Federation | 59.44 | 813 A | 27.71 | 59.44 |
| 3. | 93 | DI LIDDO Elena Italian Swimming Federation | 59.48 | 811 A | 28.20 | 59.48 |
| 4. | 99 | STEPHENS Laura Plymouth Leander SC | 59.94 | 792 A | 27.88 | 59.94 |
| 5. | 96 | SZILAGYI Liliana Team Hungary | 1:00.65 | 765 A | 28.39 | 1:00.65 |
| 6. | 98 | HOEPINK Lisa SG Essen | 1:00.74 | 762 A | 28.11 | 1:00.74 |
| 7. | 89 | HOSSZU Katinka Iron Swim | 1:00.79 | 760 A | 28.95 | 1:00.79 |
| | 98 | ZANDRINGA Kinge KNZB | 1:00.79 | 760 A | 28.36 | 1:00.79 |
| 9. | 93 | DI PIETRO Silvia Italian Swimming Federation | 1:00.87 | 757 A | 28.02 | 1:00.87 |
| 10. | 00 | VILLESSEN Katrine Bukh Aalborg Svoemmeklub | 1:01.43 | 736 A | 28.85 | 1:01.43 |
| 11. | 04 | FREEMAN Sophie Plymouth Leander SC | 1:01.64 | 729 B | 29.44 | 1:01.64 |
| 12. | 89 | UGOLKOVA Maria Schwimmclub Uster Wallisellen | 1:01.68 | 727 B | 28.88 | 1:01.68 |
| 13. | 01 | GAARD Regitze Denmark Senior | 1:02.10 | 713 B | 29.07 | 1:02.10 |
| 14. | 01 | EHRING Mareike VFL Gladbeck 1921 | 1:02.13 | 712 B | 28.39 | 1:02.13 |
| 15. | 02 | MORRIS Ciara Swim Wales | 1:02.51 | 699 B | 29.10 | 1:02.51 |
| 16. | 02 | ASPRISSI Karen Team Insubrika | 1:02.76 | 690 B | 28.80 | 1:02.76 |
| 17. | 02 | ALLISON Megan Swim Wales | 1:02.80 | 689 B | 29.95 | 1:02.80 |
| 18. | 03 | ELLIOTT Maisie Swim England East Midlands | 1:02.87 | 687 B | 29.66 | 1:02.87 |
| 19. | 03 | KLEYBOLDT Rosalie SC Wiesbaden 1911 | 1:03.08 | 680 B | 29.52 | 1:03.08 |
| 20. | 01 | NUNES Chefanja KNZB-OC | 1:03.09 | 680 B | 29.24 | 1:03.09 |
| 21. | 02 | BIDEAU Thais FFN Ouest | 1:03.24 | 675 R | 29.64 | 1:03.24 |
| 22. | 00 | WIUFF Cecilie Denmark Senior | 1:03.49 | 667 ? | 29.57 | 1:03.49 |
| | 04 | PRITCHARD Chloe Swim Wales | 1:03.49 | 667 ? | 29.34 | 1:03.49 |
| 24. | 99 | BRAGINA Lada Russia Ugra | 1:03.54 | 665 R | 29.60 | 1:03.54 |
| 25. | 04 | TASZHANOVA Diana Dostyk Aktobe | 1:03.55 | 665 | 29.36 | 1:03.55 |
| 26. | 02 | TANIR Duru Plymouth Leander SC | 1:03.75 | 659 | 29.28 | 1:03.75 |
| 27. | 02 | BARRETT Karoline Denmark Junior | 1:03.78 | 658 | 29.26 | 1:03.78 |
| 28. | 99 | CELAR Selina DSW 1912 Darmstadt | 1:03.87 | 655 | 29.86 | 1:03.87 |
| 29. | 02 | MORGAN Elena Swim Wales | 1:03.97 | 652 | 30.00 | 1:03.97 |
| 30. | 03 | WIZARD Betsy Swim England East Midlands | 1:04.01 | 651 | 29.39 | 1:04.01 |
| 31. | 01 | RIJKHOFF Lisa Aalborg Svoemmeklub | 1:04.09 | 648 | 30.55 | 1:04.09 |
| 32. | 04 | GERTH Lilli TSV Bad Saulgau | 1:04.13 | 647 | 29.76 | 1:04.13 |
| 33. | 03 | WAUTERS Laura Flanders | 1:04.14 | 647 | 29.95 | 1:04.14 |
| 34. | 02 | SPIERING Femke KNZB-OC | 1:04.19 | 645 | 30.37 | 1:04.19 |
| 35. | 03 | MELBOURNE-SMITH Gabrielle Swim Wales | 1:04.25 | 643 | 29.73 | 1:04.25 |
| 36. | 03 | MARZIALI Ginevra Dimensione Nuoto | 1:04.30 | 642 | 29.97 | 1:04.30 |
| | 99 | SCHOEN Lisa Aalborg Svoemmeklub | 1:04.30 | 642 | 29.33 | 1:04.30 |
| 38. | 04 | DE TORRES Rebecca Swim Wales | 1:04.36 | 640 | 29.29 | 1:04.36 |
| 39. | 02 | TANIS Elise KNZB-OC | 1:04.71 | 630 | 29.83 | 1:04.71 |
| 40. | 99 | HAWORTH Tara Edinburgh University | 1:04.91 | 624 | 30.35 | 1:04.91 |
| 41. | 00 | SWEGMARK Ida Team West | 1:05.01 | 621 | 30.32 | 1:05.01 |
| 42. | 04 | NOEL Oriana Plymouth Leander SC | 1:05.04 | 620 | 30.20 | 1:05.04 |
| 43. | 03 | GRUNDKE Leonie Dresdner Delphine e.V. | 1:05.13 | 618 | 30.25 | 1:05.13 |
| 44. | 01 | WEGRZYNOWSKA Aleksandra WKS Slask | 1:05.27 | 614 | 30.64 | 1:05.27 |





Fédération Luxembourgeoise
de Natation et de Sauvetage

LUXEMBOURG

LET'S MAKE IT HAPPEN

21st Luxembourg Euro Meet 2019
Luxembourg, 25th - 27th January 2019


Event 17, Women, 100m Butterfly, Prelim, Open

| Rank | YB | | Time | Pts | 50m | 100m | |
|------|-----------------------|----|----------------------------------|----------------|-------|-------|---------|
| 45. | PETERS Lena | 05 | Fed. Luxembourgeoise de Natation | 1:05.28 | 613 | 30.52 | 1:05.28 |
| 46. | AVRARD Laly | 03 | EN Tours | 1:05.34 | 612 | 30.76 | 1:05.34 |
| 47. | GUEL Dilara | 02 | TSG Backnang | 1:05.50 | 607 | 29.90 | 1:05.50 |
| 48. | WIJK Mellie | 02 | Team West | 1:05.52 | 607 | 30.40 | 1:05.52 |
| | SCHNAGL Emelie | 01 | SSG Saar Max Ritter | 1:05.52 | 607 | 31.74 | 1:05.52 |
| 50. | DECONINCK Gaelle | 04 | Brugse Zwem- & Reddingskring | 1:05.57 | 605 | 30.68 | 1:05.57 |
| 51. | WIEDEMANN Hannah | 00 | SSF Bonn | 1:06.07 | 592 | 31.09 | 1:06.07 |
| 52. | HARISBOURE Ambre | 04 | Collectif Nouvelle-Aquitaine | 1:06.11 | 591 | 31.22 | 1:06.11 |
| 53. | MAJOR Scarlet | 03 | Swim Wales | 1:06.21 | 588 | 31.16 | 1:06.21 |
| 54. | VAN WALLENDIAEL Sarah | 02 | Brabo Zwemclub Antwerpen | 1:06.26 | 587 | 30.86 | 1:06.26 |
| 55. | MAYOT Axelle | 02 | SPN Poitiers | 1:06.31 | 585 | 31.78 | 1:06.31 |
| 56. | BROWNRIDGE Aimee | 04 | Plymouth Leander SC | 1:06.42 | 582 | 31.12 | 1:06.42 |
| 57. | PREHN Isabella | 02 | SC Wiesbaden 1911 | 1:06.43 | 582 | 30.72 | 1:06.43 |
| | VAN DROFFELAAR Anna | 04 | KNZB-OC | 1:06.43 | 582 | 30.71 | 1:06.43 |
| 59. | KOEHORST Britta | 03 | KNZB-OC | 1:06.57 | 578 | 31.74 | 1:06.57 |
| 60. | PEREZ-GARCIA Maria | 02 | Fed. Luxembourgeoise de Natation | 1:06.64 | 577 | 31.09 | 1:06.64 |
| 61. | ZWING Katharina | 05 | SSG Saar Max Ritter | 1:06.65 | 576 | 30.90 | 1:06.65 |
| 62. | SCHIRRA Hannah | 03 | SSG Saar Max Ritter | 1:06.74 | 574 | 31.56 | 1:06.74 |
| 63. | PETERS Emma | 03 | Fed. Luxembourgeoise de Natation | 1:06.79 | 573 | 30.69 | 1:06.79 |
| 64. | ADAMS Victoria | 02 | Plymouth Leander SC | 1:06.96 | 568 | 31.49 | 1:06.96 |
| 65. | PLUECKER Hannah | 02 | Hessischer Schwimm-Verband | 1:07.11 | 564 | 30.69 | 1:07.11 |
| 66. | SHELTON Amy | 04 | Swim Wales | 1:07.31 | 559 | 31.39 | 1:07.31 |
| 67. | ROBIN Cheyenne | 04 | Collectif Nouvelle-Aquitaine | 1:07.50 | 555 | 30.97 | 1:07.50 |
| 68. | ROSE Rianne | 05 | Hessischer Schwimm-Verband | 1:07.51 | 555 | 31.37 | 1:07.51 |
| 69. | LISTRAT Charlotte | 04 | EN Tours | 1:07.89 | 545 | 31.54 | 1:07.89 |
| 70. | HAMEN SAIEG Yael | 01 | Fed. Luxembourgeoise de Natation | 1:08.45 | 532 * | 31.98 | 1:08.45 |
| 71. | KEBRLE Lea | 02 | SG Bayer | 1:08.55 | 530 | 31.44 | 1:08.55 |
| 72. | BOUTET Cleo | 02 | District Liege Namur Luxembourg | 1:08.84 | 523 | 31.61 | 1:08.84 |
| 73. | KLEIN Mona | 03 | SG Neuss | 1:09.06 | 518 | 30.52 | 1:09.06 |
| 74. | CORNISH Emily | 04 | Plymouth Leander SC | 1:09.27 | 513 | 31.65 | 1:09.27 |
| 75. | DOELP Sophia | 03 | SG Wago | 1:09.69 | 504 | 32.28 | 1:09.69 |
| 76. | NICKERL Jasmin | 03 | SSG Pforzheim | 1:09.73 | 503 | 32.04 | 1:09.73 |
| 77. | HEIERHOFF Hannah | 03 | SC Wiesbaden 1911 | 1:10.01 | 497 | 32.18 | 1:10.01 |
| 78. | VETTER Nele | 03 | Schwimm-Team Bingerbrueck | 1:10.13 | 495 | 32.47 | 1:10.13 |
| 79. | MATHY Leah | 02 | District Liege Namur Luxembourg | 1:10.67 | 483 * | 33.21 | 1:10.67 |
| 80. | MATICIUC Alexandra | 04 | Plymouth Leander SC | 1:10.96 | 477 | 33.33 | 1:10.96 |
| 81. | BURRI Valentina | 03 | Swim Team Lucerne | 1:11.88 | 459 * | 33.52 | 1:11.88 |
| 82. | MEKHTOUB Jade | 04 | CD54 Natation | 1:12.43 | 449 | 33.66 | 1:12.43 |
| 83. | MOEHLE Cara | 03 | TSG Backnang | 1:12.49 | 448 * | 33.42 | 1:12.49 |
| 84. | SICILIANO Antonella | 01 | Dimensione Nuoto | 1:12.61 | 446 * | 32.96 | 1:12.61 |
| 85. | SCHMITZ Svea Bo | 04 | SC Wiesbaden 1911 | 1:13.55 | 429 * | 32.69 | 1:13.55 |
| 86. | FORSON Zaira | 05 | Ghana Swimming | 1:16.63 | 379 * | 34.82 | 1:16.63 |
| DNS | NAFFAH Marie | 00 | SU Agen | | | | |

Junior

| | | | | | | | |
|----|-------------------|----|----------------------------|----------------|-------|-------|---------|
| 1. | MORRIS Ciara | 02 | Swim Wales | 1:02.51 | 699 B | 29.10 | 1:02.51 |
| 2. | ASPRISSI Karen | 02 | Team Insubrika | 1:02.76 | 690 B | 28.80 | 1:02.76 |
| 3. | ALLISON Megan | 02 | Swim Wales | 1:02.80 | 689 B | 29.95 | 1:02.80 |
| 4. | ELLIOTT Maisie | 03 | Swim England East Midlands | 1:02.87 | 687 B | 29.66 | 1:02.87 |
| 5. | KLEYBOLDT Rosalie | 03 | SC Wiesbaden 1911 | 1:03.08 | 680 B | 29.52 | 1:03.08 |
| 6. | BIDEAU Thais | 02 | FFN Ouest | 1:03.24 | 675 R | 29.64 | 1:03.24 |
| 7. | TANIR Duru | 02 | Plymouth Leander SC | 1:03.75 | 659 | 29.28 | 1:03.75 |





Fédération Luxembourgeoise
de Natation et de Sauvetage

LUXEMBOURG

LET'S MAKE IT HAPPEN

21st Luxembourg Euro Meet 2019
Luxembourg, 25th - 27th January 2019

Event 17, Women, 100m Butterfly, Prelim, Junior

| Rank | YB | | Time | Pts | 50m | 100m |
|------|---------------------------|-------------------------------------|----------------|-------|-------|---------|
| 8. | BARRETT Karoline | 02 Denmark Junior | 1:03.78 | 658 | 29.26 | 1:03.78 |
| 9. | MORGAN Elena | 02 Swim Wales | 1:03.97 | 652 | 30.00 | 1:03.97 |
| 10. | WIZARD Betsy | 03 Swim England East Midlands | 1:04.01 | 651 | 29.39 | 1:04.01 |
| 11. | WAUTERS Laura | 03 Flanders | 1:04.14 | 647 | 29.95 | 1:04.14 |
| 12. | SPIERING Femke | 02 KNZB-OC | 1:04.19 | 645 | 30.37 | 1:04.19 |
| 13. | MELBOURNE-SMITH Gabrielle | 03 Swim Wales | 1:04.25 | 643 | 29.73 | 1:04.25 |
| 14. | MARZIALI Ginevra | 03 Dimensione Nuoto | 1:04.30 | 642 | 29.97 | 1:04.30 |
| 15. | TANIS Elise | 02 KNZB-OC | 1:04.71 | 630 | 29.83 | 1:04.71 |
| 16. | GRUNDKE Leonie | 03 Dresdner Delphine e.V. | 1:05.13 | 618 | 30.25 | 1:05.13 |
| 17. | AVRARD Laly | 03 EN Tours | 1:05.34 | 612 | 30.76 | 1:05.34 |
| 18. | GUEL Dilara | 02 TSG Backnang | 1:05.50 | 607 | 29.90 | 1:05.50 |
| 19. | WIJK Mellie | 02 Team West | 1:05.52 | 607 | 30.40 | 1:05.52 |
| 20. | MAJOR Scarlet | 03 Swim Wales | 1:06.21 | 588 | 31.16 | 1:06.21 |
| 21. | VAN WALLENDIAEL Sarah | 02 Brabo Zwemclub Antwerpen | 1:06.26 | 587 | 30.86 | 1:06.26 |
| 22. | MAYOT Axelle | 02 SPN Poitiers | 1:06.31 | 585 | 31.78 | 1:06.31 |
| 23. | PREHN Isabella | 02 SC Wiesbaden 1911 | 1:06.43 | 582 | 30.72 | 1:06.43 |
| 24. | KOEHORST Britta | 03 KNZB-OC | 1:06.57 | 578 | 31.74 | 1:06.57 |
| 25. | PEREZ-GARCIA Maria | 02 Fed. Luxembourgeoise de Natation | 1:06.64 | 577 | 31.09 | 1:06.64 |
| 26. | SCHIRRA Hannah | 03 SSG Saar Max Ritter | 1:06.74 | 574 | 31.56 | 1:06.74 |
| 27. | PETERS Emma | 03 Fed. Luxembourgeoise de Natation | 1:06.79 | 573 | 30.69 | 1:06.79 |
| 28. | ADAMS Victoria | 02 Plymouth Leander SC | 1:06.96 | 568 | 31.49 | 1:06.96 |
| 29. | PLUECKER Hannah | 02 Hessischer Schwimm-Verband | 1:07.11 | 564 | 30.69 | 1:07.11 |
| 30. | KEBRLE Lea | 02 SG Bayer | 1:08.55 | 530 | 31.44 | 1:08.55 |
| 31. | BOUTET Cleo | 02 District Liege Namur Luxembourg | 1:08.84 | 523 | 31.61 | 1:08.84 |
| 32. | KLEIN Mona | 03 SG Neuss | 1:09.06 | 518 | 30.52 | 1:09.06 |
| 33. | DOELP Sophia | 03 SG Wago | 1:09.69 | 504 | 32.28 | 1:09.69 |
| 34. | NICKERL Jasmin | 03 SSG Pforzheim | 1:09.73 | 503 | 32.04 | 1:09.73 |
| 35. | HEIERHOFF Hannah | 03 SC Wiesbaden 1911 | 1:10.01 | 497 | 32.18 | 1:10.01 |
| 36. | VETTER Nele | 03 Schwimm-Team Bingerbrueck | 1:10.13 | 495 | 32.47 | 1:10.13 |
| 37. | MATHY Leah | 02 District Liege Namur Luxembourg | 1:10.67 | 483 * | 33.21 | 1:10.67 |
| 38. | BURRI Valentina | 03 Swim Team Lucerne | 1:11.88 | 459 * | 33.52 | 1:11.88 |
| 39. | MOEHLE Cara | 03 TSG Backnang | 1:12.49 | 448 * | 33.42 | 1:12.49 |

Youth

| | | | | | | |
|-----|---------------------|-------------------------------------|----------------|-------|-------|---------|
| 1. | FREEMAN Sophie | 04 Plymouth Leander SC | 1:01.64 | 729 B | 29.44 | 1:01.64 |
| 2. | PRITCHARD Chloe | 04 Swim Wales | 1:03.49 | 667 ? | 29.34 | 1:03.49 |
| 3. | TASZHANOVA Diana | 04 Dostyk Aktobe | 1:03.55 | 665 | 29.36 | 1:03.55 |
| 4. | GERTH Lilli | 04 TSV Bad Saulgau | 1:04.13 | 647 | 29.76 | 1:04.13 |
| 5. | DE TORRES Rebecca | 04 Swim Wales | 1:04.36 | 640 | 29.29 | 1:04.36 |
| 6. | NOEL Oriana | 04 Plymouth Leander SC | 1:05.04 | 620 | 30.20 | 1:05.04 |
| 7. | PETERS Lena | 05 Fed. Luxembourgeoise de Natation | 1:05.28 | 613 | 30.52 | 1:05.28 |
| 8. | DECONINCK Gaelle | 04 Brugse Zwem- & Reddingskring | 1:05.57 | 605 | 30.68 | 1:05.57 |
| 9. | HARISBOURE Ambre | 04 Collectif Nouvelle-Aquitaine | 1:06.11 | 591 | 31.22 | 1:06.11 |
| 10. | BROWNRIDGE Aimee | 04 Plymouth Leander SC | 1:06.42 | 582 | 31.12 | 1:06.42 |
| 11. | VAN DROFFELAAR Anna | 04 KNZB-OC | 1:06.43 | 582 | 30.71 | 1:06.43 |
| 12. | ZWING Katharina | 05 SSG Saar Max Ritter | 1:06.65 | 576 | 30.90 | 1:06.65 |
| 13. | SHELTON Amy | 04 Swim Wales | 1:07.31 | 559 | 31.39 | 1:07.31 |
| 14. | ROBIN Cheyenne | 04 Collectif Nouvelle-Aquitaine | 1:07.50 | 555 | 30.97 | 1:07.50 |
| 15. | ROSE Rianne | 05 Hessischer Schwimm-Verband | 1:07.51 | 555 | 31.37 | 1:07.51 |
| 16. | LISTRAT Charlotte | 04 EN Tours | 1:07.89 | 545 | 31.54 | 1:07.89 |
| 17. | CORNISH Emily | 04 Plymouth Leander SC | 1:09.27 | 513 | 31.65 | 1:09.27 |
| 18. | MATICIUC Alexandra | 04 Plymouth Leander SC | 1:10.96 | 477 | 33.33 | 1:10.96 |





FLNS
LUXEMBOURG



Fédération Luxembourgeoise
de Natation et de Sauvetage

LUXEMBOURG

LET'S MAKE IT HAPPEN

21st Luxembourg Euro Meet 2019
Luxembourg, 25th - 27th January 2019

Event 17, Girls, 100m Butterfly, Prelim, Youth

| Rank | | YB | | Time | Pts | 50m | 100m |
|------|-----------------|----|-------------------|----------------|-------|-------|---------|
| 19. | MEKHTOUB Jade | 04 | CD54 Natation | 1:12.43 | 449 | 33.66 | 1:12.43 |
| 20. | SCHMITZ Svea Bo | 04 | SC Wiesbaden 1911 | 1:13.55 | 429 * | 32.69 | 1:13.55 |
| 21. | FORSON Zaira | 05 | Ghana Swimming | 1:16.63 | 379 * | 34.82 | 1:16.63 |





Fédération Luxembourgeoise
de Natation et de Sauvetage

LUXEMBOURG

LET'S MAKE IT HAPPEN

21st Luxembourg Euro Meet 2019
Luxembourg, 25th - 27th January 2019

Event 18 Men, 100m Butterfly 2004 and older
26.01.2019 - 9:50 sponsored by: SEO Results Prelim


| | | | | | |
|-----------------|-------|----------------|-----|------------|------------|
| Meet Record | 51.40 | CSEH Laszlo | HUN | Luxembourg | 31.01.2016 |
| World Record | 49.82 | PHELPS Michael | USA | Rome (ITA) | 01.08.2009 |
| European Record | 49.95 | CAVIC Milorad | SRB | Rome (ITA) | 01.08.2009 |

Open 19 +: 59.30 / Junior 17 - 18: 1:02.80 / Youth 15 - 16: 1:04.50

Points: FINA 2018

| Rank | YB | | Time | Pts | 50m | 100m |
|------|----|--------------------------|-------|-------|-------|-------|
| Open | | | | | | |
| 1. | 93 | KOPTIELOV Yevhen | 54.01 | 784 A | 25.51 | 54.01 |
| 2. | 96 | GOOSEN Mathys | 54.06 | 782 A | 24.82 | 54.06 |
| 3. | 02 | TROIANOVSKIY Ihor | 54.15 | 778 A | 25.89 | 54.15 |
| 4. | 01 | BURDISSO Frederico | 54.31 | 771 A | 25.17 | 54.31 |
| 5. | 99 | ZIRK Kregor | 54.38 | 768 A | 25.60 | 54.38 |
| 6. | 88 | VERLINDEN Joeri | 54.49 | 764 A | 25.37 | 54.49 |
| 7. | 99 | RAZZETTI Alberto | 54.84 | 749 A | 25.48 | 54.84 |
| 8. | 00 | ZORZETTO Devid | 54.85 | 749 A | 25.50 | 54.85 |
| 9. | 91 | RIVOLTA Matteo | 54.91 | 746 A | 25.55 | 54.91 |
| 10. | 89 | FILDEBRANDT Christoph | 55.42 | 726 A | 25.52 | 55.42 |
| 11. | 99 | CHIRICO Luca | 55.43 | 726 B | 26.21 | 55.43 |
| 12. | 98 | KHLOPTSOV Andrii | 55.62 | 718 B | 26.07 | 55.62 |
| 13. | 93 | BICZO Bence | 55.71 | 715 B | 26.46 | 55.71 |
| 14. | 03 | NICKELSEN Rasmus | 55.72 | 714 B | 25.51 | 55.72 |
| 15. | 00 | REDEMANN Fleming | 55.80 | 711 B | 26.21 | 55.80 |
| 16. | 01 | KAMMANN Bjoern | 56.08 | 701 B | 26.37 | 56.08 |
| 17. | 01 | SCHUBERT Georg | 56.16 | 698 B | 25.51 | 56.16 |
| 18. | 99 | BEELEY Tom | 56.18 | 697 B | 26.50 | 56.18 |
| 19. | 00 | SCHALLER Moritz | 56.20 | 696 B | 25.67 | 56.20 |
| 20. | 94 | DUDAS Daniel | 56.54 | 684 B | 26.36 | 56.54 |
| 21. | 94 | UL'YANOV Nikita | 56.59 | 682 R | 26.67 | 56.59 |
| 22. | 95 | HIGGINS John | 56.76 | 676 R | 26.60 | 56.76 |
| 23. | 98 | KELLER Viktor | 56.97 | 668 R | 26.85 | 56.97 |
| 24. | 98 | DULONDEL Louis | 57.08 | 664 R | 26.51 | 57.08 |
| 25. | 02 | EDWARDS Rhys | 57.36 | 655 | 27.13 | 57.36 |
| 26. | 97 | BLANCH Nicolas | 57.40 | 653 | 27.02 | 57.40 |
| 27. | 02 | HEWITT Cole | 57.51 | 650 | 26.65 | 57.51 |
| 28. | 02 | VALENTI Thomas | 57.65 | 645 | 26.92 | 57.65 |
| 29. | 02 | GRUNERT Paul | 57.76 | 641 | 28.05 | 57.76 |
| 30. | 02 | CHOOYIN Benjamin | 57.79 | 640 | 26.94 | 57.79 |
| 31. | 02 | PICOCHÉ Louis | 57.81 | 640 | 26.76 | 57.81 |
| | 02 | EICH Alexander | 57.81 | 640 | 26.79 | 57.81 |
| 33. | 04 | HART James | 57.85 | 638 | 28.00 | 57.85 |
| 34. | 02 | PEDERSEN Nicklas Oestman | 58.05 | 632 | 26.90 | 58.05 |
| 35. | 93 | MCGLYNN Sam | 58.23 | 626 | 26.88 | 58.23 |
| 36. | 02 | ZDZIEBLO Piotr | 58.33 | 623 | 27.04 | 58.33 |
| 37. | 00 | TULLBERG Sebastian | 58.35 | 622 | 26.80 | 58.35 |
| 38. | 02 | FROST Oliver Noergaard | 58.36 | 622 | 27.14 | 58.36 |
| 39. | 00 | SCHMIDT Aaron | 58.46 | 618 | 27.26 | 58.46 |
| 40. | 03 | GORDO Salvador | 58.49 | 617 | 27.82 | 58.49 |
| 41. | 99 | HOUOT Jeremy | 58.61 | 614 | 27.56 | 58.61 |
| 42. | 02 | KHRYPUNOV Yevgen | 58.79 | 608 | 27.31 | 58.79 |
| 43. | 01 | HERION Martin | 58.90 | 605 | 27.27 | 58.90 |
| 44. | 02 | PERKS Sam | 58.95 | 603 | 26.84 | 58.95 |





Fédération Luxembourgeoise
de Natation et de Sauvetage

LUXEMBOURG

LET'S MAKE IT HAPPEN

21st Luxembourg Euro Meet 2019
Luxembourg, 25th - 27th January 2019

Event 18, Men, 100m Butterfly, Prelim, Open

| Rank | YB | | Time | Pts | 50m | 100m | |
|------|-------------------------------|----|----------------------------------|----------------|-------|-------|---------|
| 45. | CLARKE Kameron | 02 | Swim Wales | 58.98 | 602 | 26.83 | 58.98 |
| 46. | RICHARDS Owen | 01 | Swim Wales | 59.12 | 598 | 27.91 | 59.12 |
| | CANARELLI Baptiste | 03 | Collectif Nouvelle-Aquitaine | 59.12 | 598 | 27.24 | 59.12 |
| 48. | ROMANCHUK Mykhaylo | 96 | Energy Standard | 59.22 | 595 | 28.00 | 59.22 |
| 49. | HERRMANN Tom | 00 | SG Neuss | 59.26 | 594 | 27.62 | 59.26 |
| 50. | MELLEMA Berjen | 98 | KNZB-OC | 59.27 | 593 | 27.55 | 59.27 |
| 51. | HEIDENREICH Tim | 01 | Dresdner Delphine e.V. | 59.36 | 591 | 27.61 | 59.36 |
| 52. | EICHLER Adrian | 03 | SC Wiesbaden 1911 | 59.53 | 586 | 27.40 | 59.53 |
| 53. | BERNARD-PLANESSE Paul Etienne | 99 | EN Tours | 59.61 | 583 * | 27.95 | 59.61 |
| 54. | IVANOV Sergei | 97 | Youth of Moscow | 59.62 | 583 * | 27.82 | 59.62 |
| 55. | ELNOAMANY Islam | 03 | SSF Bonn | 59.90 | 575 | 28.47 | 59.90 |
| 56. | ASHLEY-SPARKS Freddie | 02 | Plymouth Leander SC | 59.92 | 574 | 28.35 | 59.92 |
| 57. | OHN Antoine | 02 | Herstalnatation | 59.97 | 573 | 27.38 | 59.97 |
| | PLOWMAN Archie | 01 | Swim England East Midlands | 59.97 | 573 | 28.12 | 59.97 |
| 59. | VAN WESTERING Kai | 03 | Collectif Nouvelle-Aquitaine | 1:00.09 | 569 | 27.85 | 1:00.09 |
| 60. | PEZELJ Antonio | 99 | SC Wiesbaden 1911 | 1:00.23 | 565 * | 27.32 | 1:00.23 |
| 61. | SUE Jona Finn | 03 | Hannoverscher SV 1892 | 1:00.38 | 561 | 27.84 | 1:00.38 |
| 62. | THOMPSON Joseph | 02 | Plymouth Leander SC | 1:00.45 | 559 | 27.94 | 1:00.45 |
| 63. | STEFFENS Lennart | 01 | SG Bayer | 1:00.52 | 557 | 28.52 | 1:00.52 |
| 64. | KEIL Andreas | 02 | SG Neuss | 1:00.55 | 557 | 28.10 | 1:00.55 |
| 65. | DALEIDEN CIUFERRI Ralph | 03 | Fed. Luxembourgeoise de Natation | 1:00.65 | 554 | 28.08 | 1:00.65 |
| 66. | GANZEY Egor | 03 | Russia Ugra | 1:00.72 | 552 | 28.54 | 1:00.72 |
| 67. | AX Joel | 91 | SC Wiesbaden 1911 | 1:01.05 | 543 * | 28.17 | 1:01.05 |
| 68. | DELBIANCO Diego | 03 | Polisportiva Comunale Riccione | 1:01.15 | 540 | 29.14 | 1:01.15 |
| 69. | GUERIN Lucas | 04 | Collectif Nouvelle-Aquitaine | 1:01.16 | 540 | 28.63 | 1:01.16 |
| 70. | ROZENTALS Arnis Peteris | 01 | BJSS Ridzene DSN | 1:01.35 | 535 | 27.23 | 1:01.35 |
| 71. | STREEFLAND Keanu | 03 | KNZB-OC | 1:01.38 | 534 | 28.76 | 1:01.38 |
| 72. | VAN AGGELEN Tobias | 04 | SG Neuss | 1:01.53 | 530 | 28.71 | 1:01.53 |
| 73. | KATSCHKE Jan | 01 | SG Wago | 1:01.86 | 522 | 27.51 | 1:01.86 |
| 74. | RUDQVIST Samuel | 99 | Team West | 1:02.16 | 514 * | 28.17 | 1:02.16 |
| 75. | AL TUWAIJARI Mustafa | 02 | Brabo Zwemclub Antwerpen | 1:02.23 | 513 | 28.37 | 1:02.23 |
| 76. | SHOOPINSKY Nicholas | 00 | SC Wiesbaden 1911 | 1:02.35 | 510 * | 28.74 | 1:02.35 |
| 77. | AH WAN Hayden | 02 | Plymouth Leander SC | 1:02.36 | 509 | 27.98 | 1:02.36 |
| 78. | SYMILLIDIS Stylianos | 04 | Plymouth Leander SC | 1:02.42 | 508 | 28.97 | 1:02.42 |
| 79. | PLASCHKE Lennart | 01 | SC Wiesbaden 1911 | 1:02.65 | 502 | 29.56 | 1:02.65 |
| 80. | BERTUZZI Valentin | 04 | Herstalnatation | 1:02.73 | 500 | 29.21 | 1:02.73 |
| 81. | LANNERS Nicolas | 04 | Fed. Luxembourgeoise de Natation | 1:02.82 | 498 | 29.07 | 1:02.82 |
| | SIMAO NOGUEIRA Joao | 04 | Schwammclub Deifferdang | 1:02.82 | 498 | 28.72 | 1:02.82 |
| 83. | KOSTIKOV Yaroslav | 04 | Youth of Moscow | 1:03.33 | 486 | 30.21 | 1:03.33 |
| 84. | NAEF Marcel | 03 | Swim Team Lucerne | 1:03.56 | 481 | 29.46 | 1:03.56 |
| 85. | JAAS Jeff | 04 | Fed. Luxembourgeoise de Natation | 1:04.16 | 468 | 28.70 | 1:04.16 |
| 86. | REMACLE Hugo | 03 | District Liege Namur Luxembourg | 1:04.82 | 454 * | 29.89 | 1:04.82 |
| 87. | WERNER Nick | 01 | SSG Saar Max Ritter | 1:05.54 | 439 * | 29.61 | 1:05.54 |
| 88. | SOVJANI Davide | 01 | AS Merano | 1:06.11 | 427 * | 30.30 | 1:06.11 |
| 89. | SMIT Luca | 03 | SC Wiesbaden 1911 | 1:06.22 | 425 * | 30.98 | 1:06.22 |
| 90. | KRUEGER Nicolas | 03 | SC Wiesbaden 1911 | 1:06.52 | 420 * | 30.55 | 1:06.52 |
| 91. | SUCH Thijs Oscar | 03 | SC Wiesbaden 1911 | 1:08.26 | 388 * | 31.15 | 1:08.26 |
| DNS | VALERIANI Lorenzo | 01 | Dimensione Nuoto | | | | |
| DNS | SOSNA Matthias | 00 | SG Essen | | | | |
| DNS | AH WAN Lenel | 02 | Plymouth Leander SC | | | | |
| DNS | LAVEN Henrik | 03 | SC Neustadt/Weinstr. | | | | |
| DNS | SONNENBERG Philipp | 04 | SC Neustadt/Weinstr. | | | | |





Fédération Luxembourgeoise
de Natation et de Sauvetage

LUXEMBOURG

LET'S MAKE IT HAPPEN

21st Luxembourg Euro Meet 2019
Luxembourg, 25th - 27th January 2019

Event 18, Men, 100m Butterfly, Prelim, Open

| Rank | YB | | Time | Pts | 50m | 100m |
|--------------------|----|-------------------|------|-----|-----|------|
| DNS ENDERS Lennart | 01 | SC Wiesbaden 1911 | | | | |
| WDR STOLK Ivo | 01 | KNZB-OC | | | | |


Junior

| | | | | | | |
|------------------------------|----|--------------------------------|----------------|-------|-------|---------|
| 1. TROIANOVSKIY Ihor | 02 | Ukrainian Swimming Federation | 54.15 | 778 A | 25.89 | 54.15 |
| 2. BURDISSO Frederico | 01 | Italian Swimming Federation | 54.31 | 771 A | 25.17 | 54.31 |
| 3. KAMMANN Bjoern | 01 | AMTV-FTV Hamburg | 56.08 | 701 B | 26.37 | 56.08 |
| 4. SCHUBERT Georg | 01 | Dresdner SC 1898 e.V. | 56.16 | 698 B | 25.51 | 56.16 |
| 5. EDWARDS Rhys | 02 | Swim Wales | 57.36 | 655 | 27.13 | 57.36 |
| 6. HEWITT Cole | 02 | Swim Wales | 57.51 | 650 | 26.65 | 57.51 |
| 7. VALENTI Thomas | 02 | Polisportiva Comunale Riccione | 57.65 | 645 | 26.92 | 57.65 |
| 8. GRUNERT Paul | 02 | Schwimmverein Mannheim | 57.76 | 641 | 28.05 | 57.76 |
| 9. CHOOYIN Benjamin | 02 | Swim Wales | 57.79 | 640 | 26.94 | 57.79 |
| 10. PICOICHE Louis | 02 | FFN Ouest | 57.81 | 640 | 26.76 | 57.81 |
| EICH Alexander | 02 | Dresdner SC 1898 e.V. | 57.81 | 640 | 26.79 | 57.81 |
| 12. PEDERSEN Nicklas Oestman | 02 | Denmark Junior | 58.05 | 632 | 26.90 | 58.05 |
| 13. ZDZIEBLO Piotr | 02 | WKS Slask | 58.33 | 623 | 27.04 | 58.33 |
| 14. FROST Oliver Noergaard | 02 | Aalborg Svømmeklub | 58.36 | 622 | 27.14 | 58.36 |
| 15. KHRYPUNOV Yevgen | 02 | Ukrainian Swimming Federation | 58.79 | 608 | 27.31 | 58.79 |
| 16. HERION Martin | 01 | Liege Mosan | 58.90 | 605 | 27.27 | 58.90 |
| 17. PERKS Sam | 02 | Plymouth Leander SC | 58.95 | 603 | 26.84 | 58.95 |
| 18. CLARKE Kameron | 02 | Swim Wales | 58.98 | 602 | 26.83 | 58.98 |
| 19. RICHARDS Owen | 01 | Swim Wales | 59.12 | 598 | 27.91 | 59.12 |
| 20. HEIDENREICH Tim | 01 | Dresdner Delphine e.V. | 59.36 | 591 | 27.61 | 59.36 |
| 21. ASHLEY-SPARKS Freddie | 02 | Plymouth Leander SC | 59.92 | 574 | 28.35 | 59.92 |
| 22. OHN Antoine | 02 | Herstalnatation | 59.97 | 573 | 27.38 | 59.97 |
| PLOWMAN Archie | 01 | Swim England East Midlands | 59.97 | 573 | 28.12 | 59.97 |
| 24. THOMPSON Joseph | 02 | Plymouth Leander SC | 1:00.45 | 559 | 27.94 | 1:00.45 |
| 25. STEFFENS Lennart | 01 | SG Bayer | 1:00.52 | 557 | 28.52 | 1:00.52 |
| 26. KEIL Andreas | 02 | SG Neuss | 1:00.55 | 557 | 28.10 | 1:00.55 |
| 27. ROZENTALS Arnis Peteris | 01 | BJSS Ridzene DSN | 1:01.35 | 535 | 27.23 | 1:01.35 |
| 28. KATSCHKE Jan | 01 | SG Wago | 1:01.86 | 522 | 27.51 | 1:01.86 |
| 29. AL TUWAIJARI Mustafa | 02 | Brabo Zwemclub Antwerpen | 1:02.23 | 513 | 28.37 | 1:02.23 |
| 30. AH WAN Hayden | 02 | Plymouth Leander SC | 1:02.36 | 509 | 27.98 | 1:02.36 |
| 31. PLASCHKE Lennart | 01 | SC Wiesbaden 1911 | 1:02.65 | 502 | 29.56 | 1:02.65 |
| 32. WERNER Nick | 01 | SSG Saar Max Ritter | 1:05.54 | 439 * | 29.61 | 1:05.54 |
| 33. SOVJANI Davide | 01 | AS Merano | 1:06.11 | 427 * | 30.30 | 1:06.11 |
| DNS VALERIANI Lorenzo | 01 | Dimensione Nuoto | | | | |
| DNS AH WAN Lenel | 02 | Plymouth Leander SC | | | | |
| DNS ENDERS Lennart | 01 | SC Wiesbaden 1911 | | | | |
| WDR STOLK Ivo | 01 | KNZB-OC | | | | |

Youth

| | | | | | | |
|-----------------------|----|------------------------------|----------------|-------|-------|---------|
| 1. NICKELSEN Rasmus | 03 | Denmark Junior | 55.72 | 714 B | 25.51 | 55.72 |
| 2. HART James | 04 | Plymouth Leander SC | 57.85 | 638 | 28.00 | 57.85 |
| 3. GORDO Salvador | 03 | Plymouth Leander SC | 58.49 | 617 | 27.82 | 58.49 |
| 4. CANARELLI Baptiste | 03 | Collectif Nouvelle-Aquitaine | 59.12 | 598 | 27.24 | 59.12 |
| 5. EICHLER Adrian | 03 | SC Wiesbaden 1911 | 59.53 | 586 | 27.40 | 59.53 |
| 6. ELNOAMANY Islam | 03 | SSF Bonn | 59.90 | 575 | 28.47 | 59.90 |
| 7. VAN WESTERING Kai | 03 | Collectif Nouvelle-Aquitaine | 1:00.09 | 569 | 27.85 | 1:00.09 |
| 8. SUE Jona Finn | 03 | Hannoverscher SV 1892 | 1:00.38 | 561 | 27.84 | 1:00.38 |





Fédération Luxembourgeoise
de Natation et de Sauvetage

LUXEMBOURG

LET'S MAKE IT HAPPEN

21st Luxembourg Euro Meet 2019
Luxembourg, 25th - 27th January 2019

Event 18, Boys, 100m Butterfly, Prelim, Youth

| Rank | | YB | | Time | Pts | 50m | 100m |
|------|-------------------------|----|----------------------------------|----------------|-------|-------|---------|
| 9. | DALEIDEN CIUFERRI Ralph | 03 | Fed. Luxembourgeoise de Natation | 1:00.65 | 554 | 28.08 | 1:00.65 |
| 10. | GANZEY Egor | 03 | Russia Ugra | 1:00.72 | 552 | 28.54 | 1:00.72 |
| 11. | DELBIANCO Diego | 03 | Polisportiva Comunale Riccione | 1:01.15 | 540 | 29.14 | 1:01.15 |
| 12. | GUERIN Lucas | 04 | Collectif Nouvelle-Aquitaine | 1:01.16 | 540 | 28.63 | 1:01.16 |
| 13. | STREEFLAND Keanu | 03 | KNZB-OC | 1:01.38 | 534 | 28.76 | 1:01.38 |
| 14. | VAN AGGELEN Tobias | 04 | SG Neuss | 1:01.53 | 530 | 28.71 | 1:01.53 |
| 15. | SYMILLIDIS Stylianos | 04 | Plymouth Leander SC | 1:02.42 | 508 | 28.97 | 1:02.42 |
| 16. | BERTUZZI Valentin | 04 | Herstalnation | 1:02.73 | 500 | 29.21 | 1:02.73 |
| 17. | LANNERS Nicolas | 04 | Fed. Luxembourgeoise de Natation | 1:02.82 | 498 | 29.07 | 1:02.82 |
| | SIMAO NOGUEIRA Joao | 04 | Schwammclub Deifferdang | 1:02.82 | 498 | 28.72 | 1:02.82 |
| 19. | KOSTIKOV Yaroslav | 04 | Youth of Moscow | 1:03.33 | 486 | 30.21 | 1:03.33 |
| 20. | NAEF Marcel | 03 | Swim Team Lucerne | 1:03.56 | 481 | 29.46 | 1:03.56 |
| 21. | JAAS Jeff | 04 | Fed. Luxembourgeoise de Natation | 1:04.16 | 468 | 28.70 | 1:04.16 |
| 22. | REMACLE Hugo | 03 | District Liege Namur Luxembourg | 1:04.82 | 454 * | 29.89 | 1:04.82 |
| 23. | SMIT Luca | 03 | SC Wiesbaden 1911 | 1:06.22 | 425 * | 30.98 | 1:06.22 |
| 24. | KRUEGER Nicolas | 03 | SC Wiesbaden 1911 | 1:06.52 | 420 * | 30.55 | 1:06.52 |
| 25. | SUCH Thijs Oscar | 03 | SC Wiesbaden 1911 | 1:08.26 | 388 * | 31.15 | 1:08.26 |
| | DNS LAVEN Henrik | 03 | SC Neustadt/Weinstr. | | | | |
| | DNS SONNENBERG Philipp | 04 | SC Neustadt/Weinstr. | | | | |



Fédération Luxembourgeoise
de Natation et de Sauvetage**LUXEMBOURG**

LET'S MAKE IT HAPPEN


21st Luxembourg Euro Meet 2019
Luxembourg, 25th - 27th January 2019Event 19 Women, 200m Breaststroke
26.01.2019 - 10:00 sponsored by: SEO 2005 and older
Results Prelim

| | | | | | |
|-----------------|---------|------------------------|-----|-----------------|------------|
| Meet Record | 2:25.32 | RENSHAW Molly | GBR | Luxembourg | 28.01.2017 |
| World Record | 2:19.11 | PEDERSEN Rikke Moeller | DEN | Barcelona (ESP) | 01.08.2013 |
| European Record | 2:19.11 | PEDERSEN Rikke Moeller | DEN | Barcelona (ESP) | 01.08.2013 |

Open 18 +: 2:46.50 / Junior 16 - 17: 2:56.00 / Youth 14 - 15: 3:00.00

Points: FINA 2018

| Rank | YB | Time | Pts | 50m | 100m | 150m | 200m | |
|-------------|------------------------|------------------------------------|----------------|-------|-------|---------|---------|---------|
| Open | | | | | | | | |
| 1. | BLOMSTERBERG Thea | 02 Denmark Junior | 2:29.05 | 812 A | 34.06 | 1:12.00 | 1:50.12 | 2:29.05 |
| 2. | STEIGER Jessica | 92 VFL Gladbeck 1921 | 2:32.41 | 760 A | 34.70 | 1:13.68 | 1:53.22 | 2:32.41 |
| 3. | HOSSZU Katinka | 89 Iron Swim | 2:32.75 | 755 A | 34.39 | 1:13.05 | 1:52.84 | 2:32.75 |
| 4. | HERKLE Kim | 03 SV Cannstatt 1898 e.V. | 2:34.69 | 727 A | 35.08 | 1:14.97 | 1:54.95 | 2:34.69 |
| 5. | ELENDT Anna | 01 Hessischer Schwimm-Verband | 2:34.84 | 725 A | 35.25 | 1:14.86 | 1:54.85 | 2:34.84 |
| 6. | STAUDINGER Sara | 99 Schwimmclub Uster Wallisellen | 2:36.64 | 700 A | 35.68 | 1:15.19 | 1:56.53 | 2:36.64 |
| 7. | SCARCELLA Ilaria | 93 C.C. Aniene | 2:37.29 | 691 A | 35.40 | 1:15.25 | 1:57.07 | 2:37.29 |
| 8. | BROEKHOVEN Lana | 03 Plymouth Leander SC | 2:37.30 | 691 A | 34.89 | 1:14.49 | 1:55.39 | 2:37.30 |
| 9. | SCHIMMEL Hilja | 03 Team West | 2:37.43 | 689 A | 36.12 | 1:15.99 | 1:56.67 | 2:37.43 |
| 10. | DUPONT Zia | 02 FFN Ouest | 2:37.44 | 689 A | 35.79 | 1:16.25 | 1:57.26 | 2:37.44 |
| 11. | JUNG Maike | 02 Swimteam Heddos | 2:37.51 | 688 B | 35.58 | 1:16.03 | 1:56.53 | 2:37.51 |
| 12. | MAZZONI Samanta | 01 Polisportiva Comunale Riccione | 2:37.71 | 686 B | 36.20 | 1:16.06 | 1:56.18 | 2:37.71 |
| 13. | BARREAU Laure | 02 FFN Ouest | 2:38.94 | 670 B | 36.62 | 1:17.62 | 1:58.21 | 2:38.94 |
| 14. | KOOP Marina | 00 VFL Gladbeck 1921 | 2:38.97 | 670 B | 35.62 | 1:16.70 | 1:57.57 | 2:38.97 |
| 15. | FRANQUINET Ambre | 04 Liege Mosan | 2:39.62 | 661 B | 35.95 | 1:16.34 | 1:57.87 | 2:39.62 |
| 16. | DAVIES Erin | 03 Swim Wales | 2:39.88 | 658 B | 36.11 | 1:16.31 | 1:57.89 | 2:39.88 |
| 17. | METZ Rosey | 01 KNZB-OC | 2:40.22 | 654 B | 35.39 | 1:16.08 | 1:57.63 | 2:40.22 |
| 18. | COLBERT Freya | 04 Swim England East Midlands | 2:40.73 | 648 B | 37.48 | 1:18.88 | 1:59.86 | 2:40.73 |
| 19. | DUUS Mia Steen | 01 Denmark Senior | 2:41.49 | 639 B | 37.12 | 1:18.19 | 1:59.68 | 2:41.49 |
| 20. | FLETCHER Cira | 98 Nova Centurion SC | 2:42.07 | 632 B | 36.63 | 1:17.22 | 1:59.20 | 2:42.07 |
| 21. | GARO Anna | 02 FFN Ouest | 2:43.47 | 616 R | 36.41 | 1:17.75 | 1:59.98 | 2:43.47 |
| 22. | SENLIS Juliette | 03 FFN Ouest | 2:43.67 | 613 R | 37.63 | 1:18.90 | 2:01.14 | 2:43.67 |
| 23. | GASPARD Marie | 05 District Liege Namur Luxembourg | 2:43.71 | 613 R | 38.00 | 1:18.69 | 2:02.60 | 2:43.71 |
| 24. | FOGH Laura | 03 Aarhus Swim | 2:43.89 | 611 R | 37.37 | 1:18.76 | 2:01.12 | 2:43.89 |
| 25. | MUTTI Anna | 99 Les Mouettes de Paris | 2:44.74 | 602 | 37.30 | 1:18.63 | 2:01.06 | 2:44.74 |
| 26. | HUBER Annika | 03 VFL Sindelfingen | 2:44.89 | 600 | 36.48 | 1:18.55 | 2:01.65 | 2:44.89 |
| 27. | SOULARD Louann | 03 FFN Ouest | 2:45.65 | 592 | 38.12 | 1:20.43 | 2:03.15 | 2:45.65 |
| 28. | MALTESSON Lina | 00 Team West | 2:46.01 | 588 | 38.30 | 1:20.30 | 2:02.80 | 2:46.01 |
| 29. | PELLETIER Alizee | 03 FFN Ouest | 2:46.19 | 586 | 37.55 | 1:19.88 | 2:03.13 | 2:46.19 |
| 30. | MAUTHE Sara | 02 TSG Backnang | 2:46.20 | 586 | 37.30 | 1:19.49 | 2:03.08 | 2:46.20 |
| 31. | VILLESSEN Katrine Bukh | 00 Aalborg Svoemmeklub | 2:46.28 | 585 | 37.55 | 1:20.14 | 2:03.26 | 2:46.28 |
| 32. | VOGELMANN Joelle | 05 SV Nikar Heidelberg | 2:47.02 | 577 | 37.14 | 1:19.41 | 2:03.74 | 2:47.02 |
| 33. | COPPING Laura | 00 Plymouth Leander SC | 2:47.15 | 576 * | 37.78 | 1:20.52 | 2:03.32 | 2:47.15 |
| 34. | GOSUIN Augustine | 04 Liege Mosan | 2:47.47 | 573 | 38.12 | 1:20.92 | 2:04.39 | 2:47.47 |
| 35. | GIRAUDEAU Melina | 03 Biarritz Olympique | 2:47.48 | 573 | 37.42 | 1:19.51 | 2:02.97 | 2:47.48 |
| 36. | MAYE Misty | 02 Cercle des Nageurs de Sion | 2:48.02 | 567 | 37.76 | 1:19.55 | 2:04.85 | 2:48.02 |
| 37. | SCHNAGL Emelie | 01 SSG Saar Max Ritter | 2:48.17 | 566 * | 38.76 | 1:21.69 | 2:06.04 | 2:48.17 |
| 38. | DELMOTTE Elodie | 99 Boust | 2:49.24 | 555 * | 37.78 | 1:20.48 | 2:04.55 | 2:49.24 |
| 39. | ZWIENER Lara | 02 SSG Saar Max Ritter | 2:49.25 | 555 | 37.80 | 1:20.53 | 2:03.99 | 2:49.25 |
| 40. | GARNIER Juliette | 04 Collectif Nouvelle-Aquitaine | 2:50.20 | 546 | 38.58 | 1:21.83 | 2:06.05 | 2:50.20 |
| 41. | SILANI Sofia | 05 Dimensione Nuoto | 2:50.88 | 539 | 38.95 | 1:21.46 | 2:07.75 | 2:50.88 |
| 42. | CHENG Cheuk Ying | 03 Plymouth Leander SC | 2:51.48 | 533 | 37.06 | 1:20.68 | 2:05.82 | 2:51.48 |
| 43. | SCHMITZ Paula | 04 SG Wago | 2:51.79 | 530 | 38.52 | 1:20.60 | 2:06.92 | 2:51.79 |
| 44. | FEYEN Charlotte | 03 Brabo Zwemclub Antwerpen | 2:51.84 | 530 | 37.89 | 1:21.64 | 2:06.59 | 2:51.84 |



Fédération Luxembourgeoise
de Natation et de Sauvetage

LUXEMBOURG

LET'S MAKE IT HAPPEN

21st Luxembourg Euro Meet 2019
Luxembourg, 25th - 27th January 2019

Event 19, Women, 200m Breaststroke, Prelim, Open

| Rank | | YB | | Time | Pts | 50m | 100m | 150m | 200m |
|------|------------------------|-----|---------------------------------|----------------|-------|-------|---------|---------|---------|
| 45. | MENSE Nele | 03 | VFL Gladbeck 1921 | 2:52.28 | 526 | 39.52 | 1:22.12 | 2:08.02 | 2:52.28 |
| 46. | ALBERS Neele | 05 | Swimming Club Le Dauphin Ettelb | 2:52.34 | 525 | 39.79 | 1:23.37 | 2:07.75 | 2:52.34 |
| 47. | SALAY Tamara | 03 | 1. Paderborner SV | 2:53.02 | 519 | 38.75 | 1:22.15 | 2:07.63 | 2:53.02 |
| 48. | SITTART Jule | 03 | TSG Backnang | 2:54.34 | 508 | 38.72 | 1:23.08 | 2:08.86 | 2:54.34 |
| 49. | BALMER Camille | 04 | Cercle des Nageurs de Sion | 2:54.60 | 505 | 38.71 | 1:23.22 | 2:08.86 | 2:54.60 |
| 50. | HELMERICH Lena | 01 | SSG Pforzheim | 2:54.93 | 502 * | 37.67 | 1:21.70 | 2:07.67 | 2:54.93 |
| 51. | KILDAHL Sarah | 04 | Aarhus Swim | 2:55.55 | 497 | 38.31 | 1:22.42 | 2:08.95 | 2:55.55 |
| 52. | KNAPPE Finja | 05 | 1. Paderborner SV | 2:56.13 | 492 | 39.10 | 1:23.34 | 2:09.36 | 2:56.13 |
| 53. | MUELLER Jolina | 04 | SSG Saar Max Ritter | 2:56.67 | 488 | 40.00 | 1:24.45 | 2:11.57 | 2:56.67 |
| 54. | BORGHOFF Charlotte | 03 | 1. Paderborner SV | 2:58.35 | 474 * | 39.80 | 1:24.46 | 2:10.87 | 2:58.35 |
| 55. | ANTONOV Veronica | 02 | SSG Pforzheim | 2:59.80 | 463 * | 38.63 | 1:24.53 | 2:11.88 | 2:59.80 |
| | LEONARD Lis | 05 | Swimming Luxembourg | 2:59.80 | 463 | 39.73 | 1:25.04 | 2:11.88 | 2:59.80 |
| 57. | HAAG Nora | 04 | Swimming Club Redange | 3:01.24 | 452 * | 40.18 | 1:26.43 | 2:13.76 | 3:01.24 |
| 58. | PEDROSA ANTONIO Mor03a | 03a | Cercle de Natation Diekirch | 3:07.51 | 408 * | 39.79 | 1:26.41 | 2:16.04 | 3:07.51 |
| DSQ | KRONIGER Anna | 00 | SV Blau-Weiss Bochum | | | | | | |

B14 - did not touch the wall with both hands simultaneously and separated at the turn / finish (SW 7.6) (Time: 10:12)


DSQ WRIGHT Elizabeth 04 Plymouth Leander SC
G2 - Starting before the starting signal (SW 4.4) (Time: 12:20)

DNS HARTMANN Luisa 04 SC Neustadt/Weinstr.

Junior

| | | | | | | | | | |
|-----|------------------------|-----|-----------------------------|----------------|-------|-------|---------|---------|---------|
| 1. | BLOMSTERBERG Thea | 02 | Denmark Junior | 2:29.05 | 812 A | 34.06 | 1:12.00 | 1:50.12 | 2:29.05 |
| 2. | HERKLE Kim | 03 | SV Cannstatt 1898 e.V. | 2:34.69 | 727 A | 35.08 | 1:14.97 | 1:54.95 | 2:34.69 |
| 3. | BROEKHOVEN Lana | 03 | Plymouth Leander SC | 2:37.30 | 691 A | 34.89 | 1:14.49 | 1:55.39 | 2:37.30 |
| 4. | SCHIMMEL Hilja | 03 | Team West | 2:37.43 | 689 A | 36.12 | 1:15.99 | 1:56.67 | 2:37.43 |
| 5. | DUPONT Zia | 02 | FFN Ouest | 2:37.44 | 689 A | 35.79 | 1:16.25 | 1:57.26 | 2:37.44 |
| 6. | JUNG Maike | 02 | Swimteam Heddos | 2:37.51 | 688 B | 35.58 | 1:16.03 | 1:56.53 | 2:37.51 |
| 7. | BARREAU Laure | 02 | FFN Ouest | 2:38.94 | 670 B | 36.62 | 1:17.62 | 1:58.21 | 2:38.94 |
| 8. | DAVIES Erin | 03 | Swim Wales | 2:39.88 | 658 B | 36.11 | 1:16.31 | 1:57.89 | 2:39.88 |
| 9. | GARO Anna | 02 | FFN Ouest | 2:43.47 | 616 R | 36.41 | 1:17.75 | 1:59.98 | 2:43.47 |
| 10. | SENLIS Juliette | 03 | FFN Ouest | 2:43.67 | 613 R | 37.63 | 1:18.90 | 2:01.14 | 2:43.67 |
| 11. | FOGH Laura | 03 | Aarhus Swim | 2:43.89 | 611 R | 37.37 | 1:18.76 | 2:01.12 | 2:43.89 |
| 12. | HUBER Annika | 03 | VFL Sindelfingen | 2:44.89 | 600 | 36.48 | 1:18.55 | 2:01.65 | 2:44.89 |
| 13. | SOULARD Louann | 03 | FFN Ouest | 2:45.65 | 592 | 38.12 | 1:20.43 | 2:03.15 | 2:45.65 |
| 14. | PELLETIER Alizee | 03 | FFN Ouest | 2:46.19 | 586 | 37.55 | 1:19.88 | 2:03.13 | 2:46.19 |
| 15. | MAUTHE Sara | 02 | TSG Backnang | 2:46.20 | 586 | 37.30 | 1:19.49 | 2:03.08 | 2:46.20 |
| 16. | GIRAUDEAU Melina | 03 | Biarritz Olympique | 2:47.48 | 573 | 37.42 | 1:19.51 | 2:02.97 | 2:47.48 |
| 17. | MAYE Misty | 02 | Cercle des Nageurs de Sion | 2:48.02 | 567 | 37.76 | 1:19.55 | 2:04.85 | 2:48.02 |
| 18. | ZWIENER Lara | 02 | SSG Saar Max Ritter | 2:49.25 | 555 | 37.80 | 1:20.53 | 2:03.99 | 2:49.25 |
| 19. | CHENG Cheuk Ying | 03 | Plymouth Leander SC | 2:51.48 | 533 | 37.06 | 1:20.68 | 2:05.82 | 2:51.48 |
| 20. | FEYEN Charlotte | 03 | Brabo Zwemclub Antwerpen | 2:51.84 | 530 | 37.89 | 1:21.64 | 2:06.59 | 2:51.84 |
| 21. | MENSE Nele | 03 | VFL Gladbeck 1921 | 2:52.28 | 526 | 39.52 | 1:22.12 | 2:08.02 | 2:52.28 |
| 22. | SALAY Tamara | 03 | 1. Paderborner SV | 2:53.02 | 519 | 38.75 | 1:22.15 | 2:07.63 | 2:53.02 |
| 23. | SITTART Jule | 03 | TSG Backnang | 2:54.34 | 508 | 38.72 | 1:23.08 | 2:08.86 | 2:54.34 |
| 24. | BORGHOFF Charlotte | 03 | 1. Paderborner SV | 2:58.35 | 474 * | 39.80 | 1:24.46 | 2:10.87 | 2:58.35 |
| 25. | ANTONOV Veronica | 02 | SSG Pforzheim | 2:59.80 | 463 * | 38.63 | 1:24.53 | 2:11.88 | 2:59.80 |
| 26. | PEDROSA ANTONIO Mor03a | 03a | Cercle de Natation Diekirch | 3:07.51 | 408 * | 39.79 | 1:26.41 | 2:16.04 | 3:07.51 |





Fédération Luxembourgeoise
de Natation et de Sauvetage

LUXEMBOURG

LET'S MAKE IT HAPPEN

21st Luxembourg Euro Meet 2019
Luxembourg, 25th - 27th January 2019

Event 19, Women, 200m Breaststroke, Prelim

Youth

| | | | | | | | | | | |
|-----|--|----|---------------------------------|----------------|-----|---|-------|---------|---------|---------|
| 1. | FRANQUINET Ambre | 04 | Liege Mosan | 2:39.62 | 661 | B | 35.95 | 1:16.34 | 1:57.87 | 2:39.62 |
| 2. | COLBERT Freya | 04 | Swim England East Midlands | 2:40.73 | 648 | B | 37.48 | 1:18.88 | 1:59.86 | 2:40.73 |
| 3. | GASPARD Marie | 05 | District Liege Namur Luxembourg | 2:43.71 | 613 | R | 38.00 | 1:18.69 | 2:02.60 | 2:43.71 |
| 4. | VOGELMANN Joelle | 05 | SV Nikar Heidelberg | 2:47.02 | 577 | | 37.14 | 1:19.41 | 2:03.74 | 2:47.02 |
| 5. | GOSUIN Augustine | 04 | Liege Mosan | 2:47.47 | 573 | | 38.12 | 1:20.92 | 2:04.39 | 2:47.47 |
| 6. | GARNIER Juliette | 04 | Collectif Nouvelle-Aquitaine | 2:50.20 | 546 | | 38.58 | 1:21.83 | 2:06.05 | 2:50.20 |
| 7. | SILANI Sofia | 05 | Dimensione Nuoto | 2:50.88 | 539 | | 38.95 | 1:21.46 | 2:07.75 | 2:50.88 |
| 8. | SCHMITZ Paula | 04 | SG Wago | 2:51.79 | 530 | | 38.52 | 1:20.60 | 2:06.92 | 2:51.79 |
| 9. | ALBERS Neele | 05 | Swimming Club Le Dauphin Ettelb | 2:52.34 | 525 | | 39.79 | 1:23.37 | 2:07.75 | 2:52.34 |
| 10. | BALMER Camille | 04 | Cercle des Nageurs de Sion | 2:54.60 | 505 | | 38.71 | 1:23.22 | 2:08.86 | 2:54.60 |
| 11. | KILDAHL Sarah | 04 | Aarhus Swim | 2:55.55 | 497 | | 38.31 | 1:22.42 | 2:08.95 | 2:55.55 |
| 12. | KNAPPE Finja | 05 | 1. Paderborner SV | 2:56.13 | 492 | | 39.10 | 1:23.34 | 2:09.36 | 2:56.13 |
| 13. | MUELLER Jolina | 04 | SSG Saar Max Ritter | 2:56.67 | 488 | | 40.00 | 1:24.45 | 2:11.57 | 2:56.67 |
| 14. | LEONARD Lis | 05 | Swimming Luxembourg | 2:59.80 | 463 | | 39.73 | 1:25.04 | 2:11.88 | 2:59.80 |
| 15. | HAAG Nora | 04 | Swimming Club Redange | 3:01.24 | 452 | * | 40.18 | 1:26.43 | 2:13.76 | 3:01.24 |
| DSQ | WRIGHT Elizabeth | 04 | Plymouth Leander SC | | | | | | | |
| | <i>G2 - Starting before the starting signal (SW 4.4) (Time: 12:20)</i> | | | | | | | | | |
| DNS | HARTMANN Luisa | 04 | SC Neustadt/Weinstr. | | | | | | | |



Fédération Luxembourgeoise
de Natation et de Sauvetage**LUXEMBOURG**

LET'S MAKE IT HAPPEN

21st Luxembourg Euro Meet 2019
Luxembourg, 25th - 27th January 2019

| Event 20 | Men, 200m Breaststroke | | | | 2004 and older |
|--------------------|---------------------------------|----------------|-----|---------------|----------------|
| 26.01.2019 - 10:10 | sponsored by: Loterie Nationale | | | | Results Prelim |
| Meet Record | 2:07.69 | KOCH Marco | GER | Luxembourg | 30.01.2016 |
| World Record | 2:06.67 | WATANABE Ippei | JPN | Tokyo (JPN) | 29.01.2017 |
| European Record | 2:06.80 | CHUPKOV Anton | RUS | Glasgow (GBR) | 06.08.2018 |

Open 19 +: 2:29.15 / Junior 17 - 18: 2:37.85 / Youth 15 - 16: 2:43.05

Points: FINA 2018

| Rank | | YB | | Time | Pts | 50m | 100m | 150m | 200m | |
|------|-------------------------|----|-------------------------------------|----------------|-----|-----|-------|---------|---------|---------|
| Open | | | | | | | | | | |
| 1. | KAMMINGA Arno | 95 | KNZB | 2:12.97 | 864 | A | 30.04 | 1:03.54 | 1:37.92 | 2:12.97 |
| 2. | KOCH Marco | 90 | Hessischer Schwimm-Verband | 2:13.50 | 854 | A | 30.71 | 1:04.93 | 1:39.66 | 2:13.50 |
| 3. | PILGER Maximilian | 96 | SG Essen | 2:13.91 | 846 | A | 29.90 | 1:04.03 | 1:38.84 | 2:13.91 |
| 4. | STRILETS Ivan | 98 | Ukrainian Swimming Federation | 2:14.31 | 838 | A | 30.97 | 1:05.04 | 1:39.45 | 2:14.31 |
| 5. | KOPTIELOV Mykyta | 99 | Ukrainian Swimming Federation | 2:15.38 | 819 | A | 31.09 | 1:05.42 | 1:40.56 | 2:15.38 |
| 6. | CHILLINGWORTH Adam | 97 | Plymouth Leander SC | 2:16.07 | 806 | A | 31.50 | 1:06.63 | 1:41.62 | 2:16.07 |
| 7. | TITENIS Giedrius | 89 | Lithuanian Swimming Federation | 2:16.94 | 791 | A | 31.49 | 1:06.33 | 1:41.59 | 2:16.94 |
| 8. | VERRASZTO David | 88 | Team Hungary | 2:17.77 | 777 | A | 31.57 | 1:06.96 | 1:42.26 | 2:17.77 |
| 9. | KNIPPING Arjan | 94 | PSV | 2:19.25 | 752 | A | 31.71 | 1:07.01 | 1:42.86 | 2:19.25 |
| 10. | WILLIM Yannis Merlin | 99 | SG Bayer | 2:19.71 | 745 | A | 31.06 | 1:06.77 | 1:43.32 | 2:19.71 |
| 11. | PETRASHOV Denis | 00 | Kyrgyz Republic Swimming Federation | 2:20.84 | 727 | B | 32.19 | 1:08.70 | 1:44.72 | 2:20.84 |
| 12. | KRYZHANIVSKYI Rostyslav | 04 | Ukrainian Swimming Federation | 2:20.87 | 727 | B | 32.20 | 1:08.98 | 1:45.24 | 2:20.87 |
| 13. | MATZERATH Lucas | 00 | Hessischer Schwimm-Verband | 2:21.00 | 725 | B | 32.51 | 1:08.28 | 1:45.58 | 2:21.00 |
| 14. | SHEMBEREV Maksym | 93 | Azerbaijan | 2:21.21 | 721 | B | 31.80 | 1:07.63 | 1:44.02 | 2:21.21 |
| 15. | TKACHUK Maksim | 03 | Lutsk | 2:22.09 | 708 | B | 32.38 | 1:08.75 | 1:45.68 | 2:22.09 |
| 16. | ZHURAVEL Nazar | 03 | WKS Slask | 2:22.11 | 708 | B | 32.06 | 1:08.76 | 1:45.54 | 2:22.11 |
| | MANETSCH Lucas | 96 | Schwimmclub Uster Wallisellen | 2:22.11 | 708 | B | 33.13 | 1:08.56 | 1:45.81 | 2:22.11 |
| 18. | MARTINENGI Nicolo | 99 | Italian Swimming Federation | 2:22.16 | 707 | B | 30.92 | 1:07.61 | 1:44.88 | 2:22.16 |
| 19. | MATTENET Emilien | 00 | Charleville Mezieres | 2:22.33 | 704 | B | 32.47 | 1:09.38 | 1:46.50 | 2:22.33 |
| 20. | KOST Tim Dennis | 02 | SV Nikar Heidelberg | 2:22.45 | 703 | B | 32.99 | 1:09.39 | 1:46.25 | 2:22.45 |
| 21. | KUEHLING Alexander | 97 | SG Bayer | 2:22.58 | 701 | R | 32.67 | 1:09.29 | 1:45.87 | 2:22.58 |
| 22. | CHUNG YEE Jonathan | 98 | SG HT16 Hamburg | 2:22.64 | 700 | R | 32.58 | 1:08.68 | 1:45.51 | 2:22.64 |
| 23. | SKRYDSTRUP Aksel | 01 | Aarhus Swim | 2:22.81 | 697 | ? | 32.55 | 1:09.09 | 1:45.83 | 2:22.81 |
| | KRESS Phillip | 02 | SG Poseidon Eppelheim | 2:22.81 | 697 | ? | 32.16 | 1:08.01 | 1:44.49 | 2:22.81 |
| 25. | BRYAN Connor | 00 | Swim Wales | 2:23.25 | 691 | | 31.99 | 1:09.51 | 1:46.53 | 2:23.25 |
| 26. | DAVIS Liam | 00 | Plymouth Leander SC | 2:24.02 | 680 | | 33.08 | 1:10.07 | 1:46.91 | 2:24.02 |
| 27. | ROLKO Ricky | 99 | Fed. Luxembourgeoise de Natation | 2:24.44 | 674 | | 32.51 | 1:09.52 | 1:47.14 | 2:24.44 |
| 28. | LEWIS James | 98 | Swim Wales | 2:24.47 | 674 | | 31.48 | 1:08.45 | 1:46.05 | 2:24.47 |
| 29. | REMY Tom | 02 | Charleville Mezieres | 2:24.57 | 672 | | 34.11 | 1:10.57 | 1:48.35 | 2:24.57 |
| 30. | PEMBERTON Joshua | 00 | Swim England East Midlands | 2:24.76 | 670 | | 32.46 | 1:09.12 | 1:46.27 | 2:24.76 |
| 31. | COACCI Filippo | 02 | Plymouth Leander SC | 2:25.12 | 665 | | 33.14 | 1:10.30 | 1:48.44 | 2:25.12 |
| 32. | NEWMAN Bradley | 01 | Swim Wales | 2:25.17 | 664 | | 32.47 | 1:09.09 | 1:45.94 | 2:25.17 |
| 33. | LIPKE Florian | 95 | DSW 1912 Darmstadt | 2:25.65 | 657 | | 33.59 | 1:10.75 | 1:47.53 | 2:25.65 |
| 34. | BRAUNBERGER Richard | 00 | Hessischer Schwimm-Verband | 2:27.19 | 637 | | 33.76 | 1:11.50 | 1:49.17 | 2:27.19 |
| 35. | ELLEGAARD Arthur Daler | 01 | Denmark Junior | 2:27.44 | 634 | | 34.64 | 1:10.78 | 1:49.48 | 2:27.44 |
| | BREMER Lennard | 94 | DSW 1912 Darmstadt | 2:27.44 | 634 | | 32.74 | 1:08.88 | 1:47.15 | 2:27.44 |
| 37. | VAN DEN HEUVEL Quinn | 01 | KNZB-OC | 2:27.53 | 632 | | 32.38 | 1:10.10 | 1:48.01 | 2:27.53 |
| 38. | VAN DEN BOSSCHE Yan | 01 | Fed. Luxembourgeoise de Natation | 2:27.70 | 630 | | 32.51 | 1:09.93 | 1:48.38 | 2:27.70 |
| 39. | CARNEIRO Joao | 03 | Swimming Luxembourg | 2:27.86 | 628 | | 33.12 | 1:10.49 | 1:48.48 | 2:27.86 |
| 40. | TANGHE Kasper | 04 | Brabo Zwemclub Antwerpen | 2:28.03 | 626 | | 33.72 | 1:11.01 | 1:49.13 | 2:28.03 |
| 41. | SIRBIKE Domas | 01 | SV Nikar Heidelberg | 2:28.16 | 624 | | 32.70 | 1:10.46 | 1:49.31 | 2:28.16 |
| 42. | LE PAPE Thomas | 03 | FFN Ouest | 2:28.38 | 622 | | 33.35 | 1:11.32 | 1:49.78 | 2:28.38 |
| 43. | WILLIAMS Rhodri | 02 | Swim Wales | 2:28.47 | 621 | | 33.03 | 1:10.83 | 1:48.94 | 2:28.47 |
| | SCHULZ Sebastian | 01 | SGS Hamburg | 2:28.47 | 621 | | 33.29 | 1:09.90 | 1:48.04 | 2:28.47 |



Fédération Luxembourgeoise
de Natation et de Sauvetage

LUXEMBOURG

LET'S MAKE IT HAPPEN

21st Luxembourg Euro Meet 2019
Luxembourg, 25th - 27th January 2019


Event 20, Men, 200m Breaststroke, Prelim, Open

| Rank | | YB | | Time | Pts | 50m | 100m | 150m | 200m |
|------|--------------------|----|---------------------------------|----------------|-------|-------|---------|---------|---------|
| 45. | ARNOLD Toby | 01 | Swim England East Midlands | 2:28.94 | 615 | 33.00 | 1:10.91 | 1:49.55 | 2:28.94 |
| 46. | STIEF Fabio | 03 | SC Neustadt/Weinstr. | 2:30.11 | 600 | 33.96 | 1:12.64 | 1:51.89 | 2:30.11 |
| 47. | LE GOFF Yann | 03 | FFN Ouest | 2:30.21 | 599 | 33.44 | 1:12.27 | 1:51.41 | 2:30.21 |
| 48. | SCHERER Roman | 95 | Plymouth Leander SC | 2:31.31 | 586 * | 32.70 | 1:11.06 | 1:50.54 | 2:31.31 |
| 49. | SCHMIDT Marten | 02 | SSG Saar Max Ritter | 2:31.58 | 583 | 34.12 | 1:12.60 | 1:52.17 | 2:31.58 |
| 50. | EPNER Moritz | 03 | SC Wiesbaden 1911 | 2:32.79 | 569 | 33.67 | 1:12.09 | 1:51.64 | 2:32.79 |
| 51. | VARELA Aslak | 03 | Plymouth Leander SC | 2:33.00 | 567 | 35.19 | 1:14.00 | 1:54.40 | 2:33.00 |
| 52. | DE MEYER Niels | 02 | Brabo Zwemclub Antwerpen | 2:33.44 | 562 | 33.43 | 1:12.16 | 1:52.57 | 2:33.44 |
| 53. | LOMBARDO Maxime | 03 | CD54 Natation | 2:33.59 | 560 | 34.34 | 1:13.63 | 1:53.28 | 2:33.59 |
| 54. | ATTENOT Corentin | 04 | Collectif Nouvelle-Aquitaine | 2:34.25 | 553 | 34.21 | 1:14.12 | 1:53.95 | 2:34.25 |
| 55. | EECKHOUT Emile | 01 | Boust | 2:34.33 | 552 | 36.21 | 1:13.83 | 1:54.61 | 2:34.33 |
| 56. | KRAJENSKI Till | 04 | SSF Bonn | 2:35.35 | 542 | 34.00 | 1:12.73 | 1:55.17 | 2:35.35 |
| 57. | SKALSKI Maximilian | 02 | TV 1843 Dillenburg | 2:35.48 | 540 | 33.89 | 1:14.85 | 1:55.79 | 2:35.48 |
| 58. | EIPL Tim | 03 | SG Poseidon Eppenheim | 2:35.58 | 539 | 34.71 | 1:14.42 | 1:54.85 | 2:35.58 |
| 59. | GALLAGHER Dylan | 03 | Swim Wales | 2:36.14 | 533 | 34.49 | 1:13.57 | 1:54.30 | 2:36.14 |
| 60. | SIEMUND Florian | 01 | SG Poseidon Eppenheim | 2:37.31 | 522 | 35.49 | 1:14.27 | 1:56.24 | 2:37.31 |
| 61. | WUILLIEZ Jadon | 02 | Plymouth Leander SC | 2:37.35 | 521 | 35.80 | 1:15.65 | 1:56.53 | 2:37.35 |
| 62. | LANGLEY Lawrence | 01 | Aalborg Svoemmeklub | 2:39.94 | 496 * | 34.97 | 1:14.96 | 1:57.20 | 2:39.94 |
| 63. | MARCHER Lucas | 02 | Club Nautique du Val de Fensch | 2:41.63 | 481 * | 35.75 | 1:16.27 | 1:58.50 | 2:41.63 |
| 64. | WOOLLEY Haydn | 01 | Plymouth Leander SC | 2:41.84 | 479 * | 34.85 | 1:14.94 | 1:57.95 | 2:41.84 |
| 65. | DAZY Sam | 03 | District Liege Namur Luxembourg | 2:41.93 | 478 | 35.93 | 1:16.95 | 1:59.56 | 2:41.93 |
| 66. | PETERWITZ Andre | 99 | SC Wiesbaden 1911 | 2:42.31 | 475 * | 36.26 | 1:17.76 | 2:00.20 | 2:42.31 |
| 67. | LUX Janis | 04 | SSF Bonn | 2:43.96 | 461 * | 36.44 | 1:18.43 | 2:00.93 | 2:43.96 |
| 68. | LANNERS Bob | 02 | Schwammclub Deifferdang | 2:46.16 | 443 * | 36.81 | 1:19.35 | 2:02.53 | 2:46.16 |
| 69. | TSUI Dylan | 02 | Plymouth Leander SC | 2:48.72 | 423 * | 37.49 | 1:19.67 | 2:03.77 | 2:48.72 |
| DNS | BIZZARRI Flavio | 93 | C.C. Aniene | | | | | | |

Junior

| | | | | | | | | | |
|-----|------------------------|----|----------------------------------|----------------|-------|-------|---------|---------|---------|
| 1. | KOST Tim Dennis | 02 | SV Nikar Heidelberg | 2:22.45 | 703 B | 32.99 | 1:09.39 | 1:46.25 | 2:22.45 |
| 2. | SKRYDSTRUP Aksel | 01 | Aarhus Swim | 2:22.81 | 697 ? | 32.55 | 1:09.09 | 1:45.83 | 2:22.81 |
| | KRESS Phillip | 02 | SG Poseidon Eppenheim | 2:22.81 | 697 ? | 32.16 | 1:08.01 | 1:44.49 | 2:22.81 |
| 4. | REMY Tom | 02 | Charleville Mezieres | 2:24.57 | 672 | 34.11 | 1:10.57 | 1:48.35 | 2:24.57 |
| 5. | COACCI Filippo | 02 | Plymouth Leander SC | 2:25.12 | 665 | 33.14 | 1:10.30 | 1:48.44 | 2:25.12 |
| 6. | NEWMAN Bradley | 01 | Swim Wales | 2:25.17 | 664 | 32.47 | 1:09.09 | 1:45.94 | 2:25.17 |
| 7. | ELLEGAARD Arthur Daler | 01 | Denmark Junior | 2:27.44 | 634 | 34.64 | 1:10.78 | 1:49.48 | 2:27.44 |
| 8. | VAN DEN HEUVEL Quinn | 01 | KNZB-OC | 2:27.53 | 632 | 32.38 | 1:10.10 | 1:48.01 | 2:27.53 |
| 9. | VAN DEN BOSSCHE Yan | 01 | Fed. Luxembourgeoise de Natation | 2:27.70 | 630 | 32.51 | 1:09.93 | 1:48.38 | 2:27.70 |
| 10. | SIRBIKE Domas | 01 | SV Nikar Heidelberg | 2:28.16 | 624 | 32.70 | 1:10.46 | 1:49.31 | 2:28.16 |
| 11. | WILLIAMS Rhodri | 02 | Swim Wales | 2:28.47 | 621 | 33.03 | 1:10.83 | 1:48.94 | 2:28.47 |
| | SCHULZ Sebastian | 01 | SGS Hamburg | 2:28.47 | 621 | 33.29 | 1:09.90 | 1:48.04 | 2:28.47 |
| 13. | ARNOLD Toby | 01 | Swim England East Midlands | 2:28.94 | 615 | 33.00 | 1:10.91 | 1:49.55 | 2:28.94 |
| 14. | SCHMIDT Marten | 02 | SSG Saar Max Ritter | 2:31.58 | 583 | 34.12 | 1:12.60 | 1:52.17 | 2:31.58 |
| 15. | DE MEYER Niels | 02 | Brabo Zwemclub Antwerpen | 2:33.44 | 562 | 33.43 | 1:12.16 | 1:52.57 | 2:33.44 |
| 16. | EECKHOUT Emile | 01 | Boust | 2:34.33 | 552 | 36.21 | 1:13.83 | 1:54.61 | 2:34.33 |
| 17. | SKALSKI Maximilian | 02 | TV 1843 Dillenburg | 2:35.48 | 540 | 33.89 | 1:14.85 | 1:55.79 | 2:35.48 |
| 18. | SIEMUND Florian | 01 | SG Poseidon Eppenheim | 2:37.31 | 522 | 35.49 | 1:14.27 | 1:56.24 | 2:37.31 |
| 19. | WUILLIEZ Jadon | 02 | Plymouth Leander SC | 2:37.35 | 521 | 35.80 | 1:15.65 | 1:56.53 | 2:37.35 |
| 20. | LANGLEY Lawrence | 01 | Aalborg Svoemmeklub | 2:39.94 | 496 * | 34.97 | 1:14.96 | 1:57.20 | 2:39.94 |
| 21. | MARCHER Lucas | 02 | Club Nautique du Val de Fensch | 2:41.63 | 481 * | 35.75 | 1:16.27 | 1:58.50 | 2:41.63 |
| 22. | WOOLLEY Haydn | 01 | Plymouth Leander SC | 2:41.84 | 479 * | 34.85 | 1:14.94 | 1:57.95 | 2:41.84 |
| 23. | LANNERS Bob | 02 | Schwammclub Deifferdang | 2:46.16 | 443 * | 36.81 | 1:19.35 | 2:02.53 | 2:46.16 |
| 24. | TSUI Dylan | 02 | Plymouth Leander SC | 2:48.72 | 423 * | 37.49 | 1:19.67 | 2:03.77 | 2:48.72 |



FLNS
LuxembourgFédération Luxembourgeoise
de Natation et de Sauvetage

LUXEMBOURG

LET'S MAKE IT HAPPEN


21st Luxembourg Euro Meet 2019
Luxembourg, 25th - 27th January 2019

Event 20, Men, 200m Breaststroke, Prelim

Youth

| | | | | | | | | | | |
|-----|-----------------------|----|---------------------------------|----------------|-----|---|-------|---------|---------|---------|
| 1. | KRYZHANIVSKYI Rostysl | 04 | Ukrainian Swimming Federation | 2:20.87 | 727 | B | 32.20 | 1:08.98 | 1:45.24 | 2:20.87 |
| 2. | TKACHUK Maksim | 03 | Lutsk | 2:22.09 | 708 | B | 32.38 | 1:08.75 | 1:45.68 | 2:22.09 |
| 3. | ZHURAVEL Nazar | 03 | WKS Slask | 2:22.11 | 708 | B | 32.06 | 1:08.76 | 1:45.54 | 2:22.11 |
| 4. | CARNEIRO Joao | 03 | Swimming Luxembourg | 2:27.86 | 628 | | 33.12 | 1:10.49 | 1:48.48 | 2:27.86 |
| 5. | TANGHE Kasper | 04 | Brabo Zwemclub Antwerpen | 2:28.03 | 626 | | 33.72 | 1:11.01 | 1:49.13 | 2:28.03 |
| 6. | LE PAPE Thomas | 03 | FFN Ouest | 2:28.38 | 622 | | 33.35 | 1:11.32 | 1:49.78 | 2:28.38 |
| 7. | STIEF Fabio | 03 | SC Neustadt/Weinstr. | 2:30.11 | 600 | | 33.96 | 1:12.64 | 1:51.89 | 2:30.11 |
| 8. | LE GOFF Yann | 03 | FFN Ouest | 2:30.21 | 599 | | 33.44 | 1:12.27 | 1:51.41 | 2:30.21 |
| 9. | EPNER Moritz | 03 | SC Wiesbaden 1911 | 2:32.79 | 569 | | 33.67 | 1:12.09 | 1:51.64 | 2:32.79 |
| 10. | VARELA Aslak | 03 | Plymouth Leander SC | 2:33.00 | 567 | | 35.19 | 1:14.00 | 1:54.40 | 2:33.00 |
| 11. | LOMBARDO Maxime | 03 | CD54 Natation | 2:33.59 | 560 | | 34.34 | 1:13.63 | 1:53.28 | 2:33.59 |
| 12. | ATTENOT Corentin | 04 | Collectif Nouvelle-Aquitaine | 2:34.25 | 553 | | 34.21 | 1:14.12 | 1:53.95 | 2:34.25 |
| 13. | KRAJENSKI Till | 04 | SSF Bonn | 2:35.35 | 542 | | 34.00 | 1:12.73 | 1:55.17 | 2:35.35 |
| 14. | EIPL Tim | 03 | SG Poseidon Eppelheim | 2:35.58 | 539 | | 34.71 | 1:14.42 | 1:54.85 | 2:35.58 |
| 15. | GALLAGHER Dylan | 03 | Swim Wales | 2:36.14 | 533 | | 34.49 | 1:13.57 | 1:54.30 | 2:36.14 |
| 16. | DAZY Sam | 03 | District Liege Namur Luxembourg | 2:41.93 | 478 | | 35.93 | 1:16.95 | 1:59.56 | 2:41.93 |
| 17. | LUX Janis | 04 | SSF Bonn | 2:43.96 | 461 | * | 36.44 | 1:18.43 | 2:00.93 | 2:43.96 |





Fédération Luxembourgeoise
de Natation et de Sauvetage

LUXEMBOURG

LET'S MAKE IT HAPPEN

21st Luxembourg Euro Meet 2019
Luxembourg, 25th - 27th January 2019

| Event 21 26.01.2019 - 10:22 | Women, 50m Freestyle sponsored by: Arena | | | | 2005 and older Results Prelim |
|--------------------------------|---|------------------|-----|----------------|----------------------------------|
| Meet Record | 24.01 | SJOESTROEM Sarah | SWE | Luxembourg | 28.01.2017 |
| World Record | 23.67 | SJOESTROEM Sarah | SWE | Budapest (HUN) | 29.07.2017 |
| European Record | 23.67 | SJOESTROEM Sarah | SWE | Budapest (HUN) | 29.07.2017 |

Open 18 +: 28.30 / Junior 16 - 17: 29.50 / Youth 14 - 15: 30.50

Points: FINA 2018

| Rank | | YB | | Time | Pts | |
|------|---------------------------|----|-------------------------------|--------------|-----|---|
| Open | | | | | | |
| 1. | SJOESTROM Sarah | 93 | Energy Standard | 24.70 | 880 | A |
| 2. | KOST Nina | 95 | Schwimmclub Uster Wallisellen | 25.41 | 808 | A |
| 3. | FERRAIOLI Erika | 86 | Italian Swimming Federation | 25.57 | 793 | A |
| 4. | DI PIETRO Silvia | 93 | Italian Swimming Federation | 25.87 | 765 | A |
| 5. | STEIGER Jessica | 92 | VFL Gladbeck 1921 | 26.04 | 751 | A |
| | VAN ROON Valerie | 98 | KNZB | 26.04 | 751 | A |
| 7. | PROUFF Faustine | 88 | Stade de Vanves | 26.07 | 748 | A |
| 8. | BARRETT Karoline | 02 | Denmark Junior | 26.39 | 721 | A |
| 9. | EBBESSEN Elisabeth Sabroe | 02 | Denmark Junior | 26.46 | 715 | A |
| 10. | VAN NUNEN Sam | 01 | PSV | 26.48 | 714 | A |
| 11. | PILHATSCH Caroline | 99 | AT Graz | 26.51 | 711 | B |
| 12. | MROZINSKI Julia | 00 | SGS Hamburg | 26.56 | 707 | B |
| 13. | MALUKA Ieva | 03 | BJSS Ridzene DSN | 26.57 | 707 | B |
| 14. | YENDELL Sophie | 02 | Swim England East Midlands | 26.59 | 705 | B |
| 15. | KUBOVA Simona | 91 | Slavie Chomutov | 26.68 | 698 | B |
| 16. | HOEPINK Lisa | 98 | SG Essen | 26.79 | 689 | B |
| 17. | ALLISON Megan | 02 | Swim Wales | 26.92 | 679 | B |
| 18. | BORRA Giulia | 01 | Team Insubrika | 26.93 | 679 | B |
| 19. | RICCI Nicole | 04 | Swimming Luxembourg | 26.95 | 677 | B |
| 20. | FORSS Trine | 03 | Team West | 27.12 | 664 | B |
| 21. | MORIN Tilde | 02 | Team West | 27.13 | 664 | R |
| 22. | VERRASZTO Evelyn | 89 | Team Hungary | 27.21 | 658 | R |
| 23. | KLEYBOLDT Rosalie | 03 | SC Wiesbaden 1911 | 27.24 | 656 | R |
| 24. | LIALLY Emma | 04 | Collectif Nouvelle-Aquitaine | 27.29 | 652 | R |
| 25. | OSRIN Honey | 03 | Plymouth Leander SC | 27.30 | 651 | |
| | REMY-BARRE Justine | 04 | CD54 Natation | 27.30 | 651 | |
| 27. | PRITCHARD Chloe | 04 | Swim Wales | 27.32 | 650 | |
| 28. | VAN DROFFELAAR Anna | 04 | KNZB-OC | 27.34 | 648 | |
| 29. | EHRING Mareike | 01 | VFL Gladbeck 1921 | 27.36 | 647 | |
| 30. | CELAR Selina | 99 | DSW 1912 Darmstadt | 27.37 | 646 | |
| 31. | ASTEDT Sofia | 03 | Team West | 27.39 | 645 | |
| 32. | SAVART Coralie | 04 | FFN Ouest | 27.43 | 642 | |
| 33. | RUHNAU Alice | 95 | SG Essen | 27.45 | 641 | |
| 34. | GUERRATO Gaia | 01 | Team Insubrika | 27.48 | 639 | |
| 35. | INGOGLIA Joanne | 02 | FFN Ouest | 27.49 | 638 | |
| | KOEHORST Britta | 03 | KNZB-OC | 27.49 | 638 | |
| 37. | LE BRIS Clara | 03 | FFN Ouest | 27.53 | 635 | |
| 38. | OTTESEN Camilla | 00 | Aalborg Svoemmeklub | 27.58 | 632 | |
| 39. | PILLER Maxine | 00 | SSG Saar Max Ritter | 27.59 | 631 | |
| | DANY Rebecca | 01 | SSF Bonn | 27.59 | 631 | |
| 41. | MORRIS Ciara | 02 | Swim Wales | 27.62 | 629 | |





Fédération Luxembourgeoise
de Natation et de Sauvetage

LUXEMBOURG

LET'S MAKE IT HAPPEN

21st Luxembourg Euro Meet 2019
Luxembourg, 25th - 27th January 2019

Event 21, Women, 50m Freestyle, Prelim, Open

| Rank | | YB | | Time | Pts |
|------|---------------------------|----|----------------------------------|--------------|-------|
| 41. | NIKOLETTA Margari | 02 | A.E. Haidariou | 27.62 | 629 |
| 43. | SPIERING Femke | 02 | KNZB-OC | 27.63 | 628 |
| 44. | WOLTER Celine | 04 | Dresdner SC 1898 e.V. | 27.65 | 627 |
| 45. | SAUDRAIS Svetlana | 04 | FFN Ouest | 27.67 | 625 |
| | TANIS Elise | 02 | KNZB-OC | 27.67 | 625 |
| 47. | BARDGETT Ella | 04 | Plymouth Leander SC | 27.69 | 624 |
| 48. | SCHOEN Lisa | 99 | Aalborg Svoemmeklub | 27.70 | 623 |
| 49. | MAJOR Scarlet | 03 | Swim Wales | 27.71 | 623 |
| 50. | MENSAH Joselle | 03 | Plymouth Leander SC | 27.73 | 621 |
| | BANKY Jacqueline | 96 | Fed. Luxembourgeoise de Natation | 27.73 | 621 |
| 52. | TANIR Duru | 02 | Plymouth Leander SC | 27.74 | 621 |
| 53. | BROEGGER-ANDERSEN Camilla | 02 | Aalborg Svoemmeklub | 27.77 | 619 |
| 54. | SMITS Jade | 01 | Brabo Zwemclub Antwerpen | 27.79 | 617 |
| 55. | HESSION Lauren | 01 | Plymouth Leander SC | 27.83 | 615 |
| 56. | ROSE Rianne | 05 | Hessischer Schwimm-Verband | 27.84 | 614 |
| 57. | BAERENTSEN Amalie | 00 | Aalborg Svoemmeklub | 27.85 | 613 |
| 58. | DE TORRES Rebecca | 04 | Swim Wales | 27.87 | 612 |
| 59. | PATEL Maana | 00 | Glenmark Aquatic Foundation | 27.88 | 611 |
| | AZIROVIC Nina Sophie | 03 | Hessischer Schwimm-Verband | 27.88 | 611 |
| 61. | WILKE Franka | 02 | Plymouth Leander SC | 27.89 | 611 |
| 62. | VON DEN DRIESCH Jana | 04 | SSG Saar Max Ritter | 27.90 | 610 |
| | RICCI Giorgia Michela | 02 | Swimming Luxembourg | 27.90 | 610 |
| 64. | MEAD Amy | 02 | Derventio Excel | 27.93 | 608 |
| 65. | FRANSSON Vera | 01 | Team West | 27.96 | 606 |
| | ZWING Katharina | 05 | SSG Saar Max Ritter | 27.96 | 606 |
| | SZILAGYI Liliana | 96 | Team Hungary | 27.96 | 606 |
| 68. | PETERSEN Sofie Theophil | 03 | Denmark Junior | 27.99 | 604 |
| | LEDENT Joanne | 05 | District Liege Namur Luxembourg | 27.99 | 604 |
| | FRISONI Vanessa | 03 | Polisportiva Comunale Riccione | 27.99 | 604 |
| | SLEVIN Mia | 03 | Swim England East Midlands | 27.99 | 604 |
| 72. | TASZHANOVA Diana | 04 | Dostyk Aktobe | 28.00 | 604 |
| 73. | NUNES Chefanja | 01 | KNZB-OC | 28.04 | 601 |
| 74. | MELBOURNE-SMITH Gabrielle | 03 | Swim Wales | 28.10 | 597 |
| | WAUTERS Laura | 03 | Flanders | 28.10 | 597 |
| 76. | MERKLE Bettina | 89 | Neckarsulmer Sport-Union | 28.11 | 597 |
| 77. | GARSUCH Marlin | 04 | SC Neustadt/Weinstr. | 28.13 | 595 |
| 78. | GADE Jackie | 98 | Aalborg Svoemmeklub | 28.14 | 595 |
| 79. | PEMBERTON Amy | 01 | Plymouth Leander SC | 28.17 | 593 |
| | PEREZ-GARCIA Maria | 02 | Fed. Luxembourgeoise de Natation | 28.17 | 593 |
| 81. | GILLOT Eva | 02 | SPN Poitiers | 28.20 | 591 |
| 82. | PLUECKER Hannah | 02 | Hessischer Schwimm-Verband | 28.21 | 590 |
| 83. | CORNISH Emily | 04 | Plymouth Leander SC | 28.23 | 589 |
| 84. | GRUNDKE Leonie | 03 | Dresdner Delphine e.V. | 28.24 | 588 |
| 85. | PALMUND Liva | 02 | Denmark Junior | 28.29 | 585 |
| 86. | MAYERES Nell | 04 | District Liege Namur Luxembourg | 28.30 | 585 |
| | VANHAUWAERT Lotte | 04 | Royal Ostend Swimming Club | 28.30 | 585 |
| 88. | WIUFF Cecilie | 00 | Denmark Senior | 28.31 | 584 * |
| 89. | BUSCH Sanne | 01 | KNZB-OC | 28.35 | 582 * |





Fédération Luxembourgeoise
de Natation et de Sauvetage

LUXEMBOURG

LET'S MAKE IT HAPPEN

21st Luxembourg Euro Meet 2019
Luxembourg, 25th - 27th January 2019

Event 21, Women, 50m Freestyle, Prelim, Open

| Rank | | YB | | Time | Pts | |
|------|-----------------------|----|----------------------------------|--------------|-----|---|
| 90. | SCHNUERLE Laura | 01 | SSF Bonn | 28.37 | 580 | * |
| 91. | SHELTON Amy | 04 | Swim Wales | 28.39 | 579 | |
| 92. | PETERS Emma | 03 | Fed. Luxembourgeoise de Natation | 28.40 | 578 | |
| | KEBRLE Lea | 02 | SG Bayer | 28.40 | 578 | |
| 94. | PICHLER Nicole | 95 | ATUS Graz | 28.41 | 578 | * |
| | COETS Shannon | 01 | Boust | 28.41 | 578 | * |
| 96. | HOLLOWCHAK Makaela | 00 | Plymouth Leander SC | 28.43 | 577 | * |
| | BENZMUELLER Magdalena | 05 | SG Rhein-Mosel | 28.43 | 577 | |
| | BOURGEOIS Elena | 03 | ASPTT Limoges | 28.43 | 577 | |
| 99. | KLEIN Mona | 03 | SG Neuss | 28.47 | 574 | |
| 100. | RICCHI Aurora | 04 | Polisportiva Comunale Riccione | 28.49 | 573 | |
| | PREHN Isabella | 02 | SC Wiesbaden 1911 | 28.49 | 573 | |
| 102. | FEYEN Charlotte | 03 | Brabo Zwemclub Antwerpen | 28.51 | 572 | |
| | STAUDINGER Simona | 99 | Schwimmclub Uster Wallisellen | 28.51 | 572 | * |
| 104. | SCHMIEDEFELD Emma | 03 | TSG Backnang | 28.52 | 571 | |
| 105. | NOEL Oriana | 04 | Plymouth Leander SC | 28.57 | 568 | |
| | BLANC Charline | 00 | Cercle des Nageurs de Sion | 28.57 | 568 | * |
| 107. | LEU Lena | 02 | Swim Team Lucerne | 28.58 | 568 | |
| 108. | CLERC Enola | 03 | Canards La Rochelle | 28.59 | 567 | |
| 109. | VAN WALLENDael Sarah | 02 | Brabo Zwemclub Antwerpen | 28.60 | 566 | |
| | BURRI Valentina | 03 | Swim Team Lucerne | 28.60 | 566 | |
| 111. | FABIANI Chanel | 03 | Cercle de Natation Dudelange | 28.63 | 565 | |
| 112. | LOVELL Madison | 04 | Swim Wales | 28.64 | 564 | |
| 113. | KROEGER Lina | 04 | SG Wago | 28.65 | 563 | |
| 114. | SHELZEL Sira | 03 | TSG Backnang | 28.66 | 563 | |
| 115. | FORSON Kaya | 02 | Ghana Swimming | 28.67 | 562 | |
| 116. | SCHMITZ Paula | 04 | SG Wago | 28.72 | 559 | |
| 117. | SCHNUERLE Lisa | 03 | SSF Bonn | 28.74 | 558 | |
| 118. | SCHOEN Valentina | 02 | SSG Saar Max Ritter | 28.78 | 556 | |
| 119. | GUTH Regina | 05 | SC Neustadt/Weinstr. | 28.79 | 555 | |
| 120. | CONSTANTINIDES Anais | 99 | Cercle des Nageurs de Sion | 28.80 | 555 | * |
| 121. | SCHIRRA Hannah | 03 | SSG Saar Max Ritter | 28.81 | 554 | |
| | ROBIN Cheyenne | 04 | Collectif Nouvelle-Aquitaine | 28.81 | 554 | |
| 123. | HERDT Jennifer | 02 | SSG Pforzheim | 28.82 | 554 | |
| 124. | MERSMANN Johanna | 03 | SSF Bonn | 28.85 | 552 | |
| 125. | GUEL Dilara | 02 | TSG Backnang | 28.86 | 551 | |
| 126. | MAUTHE Sara | 02 | TSG Backnang | 28.87 | 551 | |
| 127. | SANTUARI Camilla | 03 | AS Merano | 28.89 | 549 | |
| | MANOLARAS Laura | 03 | TSG Backnang | 28.89 | 549 | |
| 129. | CHAPMAN Emily | 04 | Plymouth Leander SC | 29.01 | 543 | |
| 130. | WIECZOREK Rieke | 03 | Hessischer Schwimm-Verband | 29.02 | 542 | |
| 131. | WOLFF Jolina | 05 | VFL Gladbeck 1921 | 29.03 | 542 | |
| | WIEDEMANN Lara | 02 | SSF Bonn | 29.03 | 542 | |
| 133. | MOELLER Marie-Louise | 03 | VFL Gladbeck 1921 | 29.04 | 541 | |
| | VETTER Nele | 03 | Schwimm-Team Bingerbrueck | 29.04 | 541 | |
| | IMSAND Chloe | 03 | Cercle des Nageurs de Sion | 29.04 | 541 | |
| 136. | BORGHESI Gaia | 02 | Polisportiva Comunale Riccione | 29.05 | 540 | |
| 137. | ESTEVE Charlotte | 04 | CD54 Natation | 29.06 | 540 | |





Fédération Luxembourgeoise
de Natation et de Sauvetage

LUXEMBOURG


LET'S MAKE IT HAPPEN

21st Luxembourg Euro Meet 2019
Luxembourg, 25th - 27th January 2019

Event 21, Women, 50m Freestyle, Prelim, Open

| Rank | | YB | | Time | Pts |
|------|----------------------|----|----------------------------------|--------------|-------|
| 138. | BEAUDOT Laly | 04 | District Liege Namur Luxembourg | 29.08 | 539 |
| | CHABOT Amelie | 04 | District Liege Namur Luxembourg | 29.08 | 539 |
| 140. | PETERS Lena | 05 | Fed. Luxembourgeoise de Natation | 29.09 | 538 |
| 141. | VANDERSCHRICK Laura | 02 | Fed. Luxembourgeoise de Natation | 29.10 | 538 |
| 142. | PAPE Marlene | 03 | 1. Paderborner SV | 29.25 | 529 |
| 143. | HRIC Laura | 05 | Swimming Luxembourg | 29.32 | 526 |
| 144. | WALLNOEFER Carolin | 01 | AS Merano | 29.33 | 525 * |
| 145. | HAMEN SAIEG Yael | 01 | Fed. Luxembourgeoise de Natation | 29.34 | 525 * |
| | HEEREN Fabienne | 00 | Hannoverscher SV 1892 | 29.34 | 525 * |
| 147. | VETTER Chiara | 01 | TSG Backnang | 29.35 | 524 * |
| 148. | PREHN Yvonne | 05 | SSG Pforzheim | 29.36 | 523 |
| 149. | BROWNRIDGE Aimee | 04 | Plymouth Leander SC | 29.44 | 519 |
| 150. | BUSCH Denise | 02 | Hannoverscher SV 1892 | 29.46 | 518 |
| 151. | DOELP Sophia | 03 | SG Wago | 29.49 | 517 |
| 152. | SITTART Jule | 03 | TSG Backnang | 29.52 | 515 * |
| 153. | ADAMS Victoria | 02 | Plymouth Leander SC | 29.56 | 513 * |
| | NIGGEMEYER Leonie | 03 | 1. Paderborner SV | 29.56 | 513 * |
| 155. | BROICH Louisa Marie | 03 | Postsportverein Trier | 29.60 | 511 * |
| 156. | VAN DEN BOSCH Julie | 05 | Brabo Zwemclub Antwerpen | 29.61 | 510 |
| | PAPE Hannah | 03 | 1. Paderborner SV | 29.61 | 510 * |
| 158. | ARGUN Laura | 02 | District Liege Namur Luxembourg | 29.74 | 504 * |
| | SCHMITZ Svea Bo | 04 | SC Wiesbaden 1911 | 29.74 | 504 |
| 160. | ZNACHOWSKA Alexandra | 03 | SG Neuss | 29.76 | 503 * |
| 161. | SICILIANO Antonella | 01 | Dimensione Nuoto | 29.80 | 501 * |
| 162. | MEHLMANN Alexandra | 03 | SC Neustadt/Weinstr. | 29.81 | 500 * |
| 163. | KUHLMANN Marie | 05 | VFL Gladbeck 1921 | 29.82 | 500 |
| 164. | MATICIUC Alexandra | 04 | Plymouth Leander SC | 29.83 | 499 |
| 165. | PETERS Yamina | 05 | VFL Gladbeck 1921 | 29.89 | 496 |
| 166. | HEEREN Charline | 02 | Hannoverscher SV 1892 | 29.90 | 496 * |
| 167. | ABBACI Sara | 04 | CD54 Natation | 30.00 | 491 |
| 168. | MAISSEN Fiona | 04 | Swim Team Lucerne | 30.08 | 487 |
| 169. | NAEF Tamara | 04 | Swim Team Lucerne | 30.12 | 485 |
| | HEIERHOFF Hannah | 03 | SC Wiesbaden 1911 | 30.12 | 485 * |
| 171. | MAESTRI Eliana | 03 | AS Merano | 30.37 | 473 * |
| 172. | BABINA Marija | 04 | BJSS Ridzene DSN | 30.38 | 472 |
| 173. | MUELLER Jolina | 04 | SSG Saar Max Ritter | 30.40 | 472 |
| 174. | FORSON Zaira | 05 | Ghana Swimming | 30.48 | 468 |
| 175. | SCHULGIN Nicole | 04 | SC Neustadt/Weinstr. | 30.76 | 455 * |
| 176. | ANTONOV Veronica | 02 | SSG Pforzheim | 30.88 | 450 * |
| 177. | KNAPPE Finja | 05 | 1. Paderborner SV | 31.17 | 437 * |
| DNS | HARTMANN Luisa | 04 | SC Neustadt/Weinstr. | | |
| DNS | WALLERIUS Katharina | 01 | SG Rhein-Mosel | | |
| DNS | WALLERIUS Theresa | 03 | SG Rhein-Mosel | | |
| DNS | DI LIDDO Elena | 93 | Italian Swimming Federation | | |
| DNS | SCHNEIDER Malaika | 03 | Hamburger SC | | |
| DNS | KUECHLER Hannah | 02 | Potsdamer SV | | |
| DNS | CASTIGLIONI Arianna | 97 | Italian Swimming Federation | | |
| WDR | JUMAH Bayan | 94 | Vikings de Rouen | | |





Fédération Luxembourgeoise
de Natation et de Sauvetage

LUXEMBOURG

LET'S MAKE IT HAPPEN

21st Luxembourg Euro Meet 2019
Luxembourg, 25th - 27th January 2019

Event 21, Women, 50m Freestyle, Prelim, Open

| Rank | | YB | | Time | Pts |
|---------------|---------------------------|----|----------------------------------|--------------|-------|
| WDR | PIERRON Marie | 01 | CD54 Natation | | |
| Junior | | | | | |
| 1. | BARRETT Karoline | 02 | Denmark Junior | 26.39 | 721 A |
| 2. | EBBESSEN Elisabeth Sabroe | 02 | Denmark Junior | 26.46 | 715 A |
| 3. | MALUKA Ieva | 03 | BJSS Ridzene DSN | 26.57 | 707 B |
| 4. | YENDELL Sophie | 02 | Swim England East Midlands | 26.59 | 705 B |
| 5. | ALLISON Megan | 02 | Swim Wales | 26.92 | 679 B |
| 6. | FORSS Trine | 03 | Team West | 27.12 | 664 B |
| 7. | MORIN Tilde | 02 | Team West | 27.13 | 664 R |
| 8. | KLEYBOLDT Rosalie | 03 | SC Wiesbaden 1911 | 27.24 | 656 R |
| 9. | OSRIN Honey | 03 | Plymouth Leander SC | 27.30 | 651 |
| 10. | ASTEDT Sofia | 03 | Team West | 27.39 | 645 |
| 11. | INGOGLIA Joanne | 02 | FFN Ouest | 27.49 | 638 |
| | KOEHORST Britta | 03 | KNZB-OC | 27.49 | 638 |
| 13. | LE BRIS Clara | 03 | FFN Ouest | 27.53 | 635 |
| 14. | MORRIS Ciara | 02 | Swim Wales | 27.62 | 629 |
| | NIKOLETTA Margari | 02 | A.E. Haidariou | 27.62 | 629 |
| 16. | SPIERING Femke | 02 | KNZB-OC | 27.63 | 628 |
| 17. | TANIS Elise | 02 | KNZB-OC | 27.67 | 625 |
| 18. | MAJOR Scarlet | 03 | Swim Wales | 27.71 | 623 |
| 19. | MENSAH Joselle | 03 | Plymouth Leander SC | 27.73 | 621 |
| 20. | TANIR Duru | 02 | Plymouth Leander SC | 27.74 | 621 |
| 21. | BROEGGER-ANDERSEN Camilla | 02 | Aalborg Svoemmeklub | 27.77 | 619 |
| 22. | AZIROVIC Nina Sophie | 03 | Hessischer Schwimm-Verband | 27.88 | 611 |
| 23. | WILKE Franka | 02 | Plymouth Leander SC | 27.89 | 611 |
| 24. | RICCI Giorgia Michela | 02 | Swimming Luxembourg | 27.90 | 610 |
| 25. | MEAD Amy | 02 | Derventio Excel | 27.93 | 608 |
| 26. | PETERSEN Sofie Theophil | 03 | Denmark Junior | 27.99 | 604 |
| | FRISONI Vanessa | 03 | Polisportiva Comunale Riccione | 27.99 | 604 |
| | SLEVIN Mia | 03 | Swim England East Midlands | 27.99 | 604 |
| 29. | MELBOURNE-SMITH Gabrielle | 03 | Swim Wales | 28.10 | 597 |
| | WAUTERS Laura | 03 | Flanders | 28.10 | 597 |
| 31. | PEREZ-GARCIA Maria | 02 | Fed. Luxembourgeoise de Natation | 28.17 | 593 |
| 32. | GILLOT Eva | 02 | SPN Poitiers | 28.20 | 591 |
| 33. | PLUECKER Hannah | 02 | Hessischer Schwimm-Verband | 28.21 | 590 |
| 34. | GRUNDKE Leonie | 03 | Dresdner Delphine e.V. | 28.24 | 588 |
| 35. | PALMUND Liva | 02 | Denmark Junior | 28.29 | 585 |
| 36. | PETERS Emma | 03 | Fed. Luxembourgeoise de Natation | 28.40 | 578 |
| | KEBRLE Lea | 02 | SG Bayer | 28.40 | 578 |
| 38. | BOURGEOIS Elena | 03 | ASPTT Limoges | 28.43 | 577 |
| 39. | KLEIN Mona | 03 | SG Neuss | 28.47 | 574 |
| 40. | PREHN Isabella | 02 | SC Wiesbaden 1911 | 28.49 | 573 |
| 41. | FEYEN Charlotte | 03 | Brabo Zwemclub Antwerpen | 28.51 | 572 |
| 42. | SCHMIEDEFELD Emma | 03 | TSG Backnang | 28.52 | 571 |
| 43. | LEU Lena | 02 | Swim Team Lucerne | 28.58 | 568 |
| 44. | CLERC Enola | 03 | Canards La Rochelle | 28.59 | 567 |





Fédération Luxembourgeoise
de Natation et de Sauvetage

LUXEMBOURG

LET'S MAKE IT HAPPEN

21st Luxembourg Euro Meet 2019
Luxembourg, 25th - 27th January 2019

Event 21, Women, 50m Freestyle, Prelim, Junior

| Rank | | YB | | Time | Pts |
|------|-----------------------|----|----------------------------------|--------------|-------|
| 45. | VAN WALLEND AEL Sarah | 02 | Brabo Zwemclub Antwerpen | 28.60 | 566 |
| | BURRI Valentina | 03 | Swim Team Lucerne | 28.60 | 566 |
| 47. | FABIANI Chanel | 03 | Cercle de Natation Dudelange | 28.63 | 565 |
| 48. | SCHELZEL Sira | 03 | TSG Backnang | 28.66 | 563 |
| 49. | FORSON Kaya | 02 | Ghana Swimming | 28.67 | 562 |
| 50. | SCHNUERLE Lisa | 03 | SSF Bonn | 28.74 | 558 |
| 51. | SCHOEN Valentina | 02 | SSG Saar Max Ritter | 28.78 | 556 |
| 52. | SCHIRRA Hannah | 03 | SSG Saar Max Ritter | 28.81 | 554 |
| 53. | HERDT Jennifer | 02 | SSG Pforzheim | 28.82 | 554 |
| 54. | MERSMANN Johanna | 03 | SSF Bonn | 28.85 | 552 |
| 55. | GUEL Dilara | 02 | TSG Backnang | 28.86 | 551 |
| 56. | MAUTHE Sara | 02 | TSG Backnang | 28.87 | 551 |
| 57. | SANTUARI Camilla | 03 | AS Merano | 28.89 | 549 |
| | MANOLARAS Laura | 03 | TSG Backnang | 28.89 | 549 |
| 59. | WIECZOREK Rieke | 03 | Hessischer Schwimm-Verband | 29.02 | 542 |
| 60. | WIEDEMANN Lara | 02 | SSF Bonn | 29.03 | 542 |
| 61. | MOELLER Marie-Louise | 03 | VFL Gladbeck 1921 | 29.04 | 541 |
| | VETTER Nele | 03 | Schwimm-Team Bingerbrueck | 29.04 | 541 |
| | IMSAND Chloe | 03 | Cercle des Nageurs de Sion | 29.04 | 541 |
| 64. | BORGHESI Gaia | 02 | Polisportiva Comunale Riccione | 29.05 | 540 |
| 65. | VANDERSCHRICK Laura | 02 | Fed. Luxembourgeoise de Natation | 29.10 | 538 |
| 66. | PAPE Marlene | 03 | 1. Paderborner SV | 29.25 | 529 |
| 67. | BUSCH Denise | 02 | Hannoverscher SV 1892 | 29.46 | 518 |
| 68. | DOELP Sophia | 03 | SG Wago | 29.49 | 517 |
| 69. | SITTART Jule | 03 | TSG Backnang | 29.52 | 515 * |
| 70. | ADAMS Victoria | 02 | Plymouth Leander SC | 29.56 | 513 * |
| | NIGGEMEYER Leonie | 03 | 1. Paderborner SV | 29.56 | 513 * |
| 72. | BROICH Louisa Marie | 03 | Postsportverein Trier | 29.60 | 511 * |
| 73. | PAPE Hannah | 03 | 1. Paderborner SV | 29.61 | 510 * |
| 74. | ARGUN Laura | 02 | District Liege Namur Luxembourg | 29.74 | 504 * |
| 75. | ZNACHOWSKA Alexandra | 03 | SG Neuss | 29.76 | 503 * |
| 76. | MEHLMANN Alexandra | 03 | SC Neustadt/Weinstr. | 29.81 | 500 * |
| 77. | HEEREN Charline | 02 | Hannoverscher SV 1892 | 29.90 | 496 * |
| 78. | HEIERHOFF Hannah | 03 | SC Wiesbaden 1911 | 30.12 | 485 * |
| 79. | MAESTRI Eliana | 03 | AS Merano | 30.37 | 473 * |
| 80. | ANTONOV Veronica | 02 | SSG Pforzheim | 30.88 | 450 * |
| DNS | WALLERIUS Theresa | 03 | SG Rhein-Mosel | | |
| DNS | SCHNEIDER Malaika | 03 | Hamburger SC | | |
| DNS | KUECHLER Hannah | 02 | Potsdamer SV | | |

Youth

| | | | | | | |
|----|---------------------|----|------------------------------|--------------|-----|---|
| 1. | RICCI Nicole | 04 | Swimming Luxembourg | 26.95 | 677 | B |
| 2. | LIALLY Emma | 04 | Collectif Nouvelle-Aquitaine | 27.29 | 652 | R |
| 3. | REMY-BARRE Justine | 04 | CD54 Natation | 27.30 | 651 | |
| 4. | PRITCHARD Chloe | 04 | Swim Wales | 27.32 | 650 | |
| 5. | VAN DROFFELAAR Anna | 04 | KNZB-OC | 27.34 | 648 | |
| 6. | SAVART Coralie | 04 | FFN Ouest | 27.43 | 642 | |





Fédération Luxembourgeoise
de Natation et de Sauvetage

LUXEMBOURG

LET'S MAKE IT HAPPEN

21st Luxembourg Euro Meet 2019
Luxembourg, 25th - 27th January 2019

Event 21, Girls, 50m Freestyle, Prelim, Youth

| Rank | | YB | | Time | Pts |
|------|-----------------------|----|----------------------------------|--------------|-------|
| 7. | WOLTER Celine | 04 | Dresdner SC 1898 e.V. | 27.65 | 627 |
| 8. | SAUDRAIS Svetlana | 04 | FFN Ouest | 27.67 | 625 |
| 9. | BARDGETT Ella | 04 | Plymouth Leander SC | 27.69 | 624 |
| 10. | ROSE Rianne | 05 | Hessischer Schwimm-Verband | 27.84 | 614 |
| 11. | DE TORRES Rebecca | 04 | Swim Wales | 27.87 | 612 |
| 12. | VON DEN DRIESCH Jana | 04 | SSG Saar Max Ritter | 27.90 | 610 |
| 13. | ZWING Katharina | 05 | SSG Saar Max Ritter | 27.96 | 606 |
| 14. | LEDENT Joanne | 05 | District Liege Namur Luxembourg | 27.99 | 604 |
| 15. | TASZHANOVA Diana | 04 | Dostyk Aktobe | 28.00 | 604 |
| 16. | GARSUCH Marlin | 04 | SC Neustadt/Weinstr. | 28.13 | 595 |
| 17. | CORNISH Emily | 04 | Plymouth Leander SC | 28.23 | 589 |
| 18. | MAYERES Neil | 04 | District Liege Namur Luxembourg | 28.30 | 585 |
| | VANHAUWAERT Lotte | 04 | Royal Ostend Swimming Club | 28.30 | 585 |
| 20. | SHELTON Amy | 04 | Swim Wales | 28.39 | 579 |
| 21. | BENZMUELLER Magdalena | 05 | SG Rhein-Mosel | 28.43 | 577 |
| 22. | RICCHI Aurora | 04 | Polisportiva Comunale Riccione | 28.49 | 573 |
| 23. | NOEL Oriana | 04 | Plymouth Leander SC | 28.57 | 568 |
| 24. | LOVELL Madison | 04 | Swim Wales | 28.64 | 564 |
| 25. | KROEGER Lina | 04 | SG Wago | 28.65 | 563 |
| 26. | SCHMITZ Paula | 04 | SG Wago | 28.72 | 559 |
| 27. | GUTH Regina | 05 | SC Neustadt/Weinstr. | 28.79 | 555 |
| 28. | ROBIN Cheyenne | 04 | Collectif Nouvelle-Aquitaine | 28.81 | 554 |
| 29. | CHAPMAN Emily | 04 | Plymouth Leander SC | 29.01 | 543 |
| 30. | WOLFF Jolina | 05 | VFL Gladbeck 1921 | 29.03 | 542 |
| 31. | ESTEVE Charlotte | 04 | CD54 Natation | 29.06 | 540 |
| 32. | BEAUDOT Laly | 04 | District Liege Namur Luxembourg | 29.08 | 539 |
| | CHABOT Amelie | 04 | District Liege Namur Luxembourg | 29.08 | 539 |
| 34. | PETERS Lena | 05 | Fed. Luxembourgeoise de Natation | 29.09 | 538 |
| 35. | HRIC Laura | 05 | Swimming Luxembourg | 29.32 | 526 |
| 36. | PREHN Yvonne | 05 | SSG Pforzheim | 29.36 | 523 |
| 37. | BROWNRIDGE Aimee | 04 | Plymouth Leander SC | 29.44 | 519 |
| 38. | VAN DEN BOSCH Julie | 05 | Brabo Zwemclub Antwerpen | 29.61 | 510 |
| 39. | SCHMITZ Svea Bo | 04 | SC Wiesbaden 1911 | 29.74 | 504 |
| 40. | KUHLMANN Marie | 05 | VFL Gladbeck 1921 | 29.82 | 500 |
| 41. | MATICIUC Alexandra | 04 | Plymouth Leander SC | 29.83 | 499 |
| 42. | PETERS Yamina | 05 | VFL Gladbeck 1921 | 29.89 | 496 |
| 43. | ABBACI Sara | 04 | CD54 Natation | 30.00 | 491 |
| 44. | MAISSEN Fiona | 04 | Swim Team Lucerne | 30.08 | 487 |
| 45. | NAEF Tamara | 04 | Swim Team Lucerne | 30.12 | 485 |
| 46. | BABINA Marija | 04 | BJSS Ridzene DSN | 30.38 | 472 |
| 47. | MUELLER Jolina | 04 | SSG Saar Max Ritter | 30.40 | 472 |
| 48. | FORSON Zaira | 05 | Ghana Swimming | 30.48 | 468 |
| 49. | SCHULGIN Nicole | 04 | SC Neustadt/Weinstr. | 30.76 | 455 * |
| 50. | KNAPPE Finja | 05 | 1. Paderborner SV | 31.17 | 437 * |
| DNS | HARTMANN Luisa | 04 | SC Neustadt/Weinstr. | | |





Fédération Luxembourgeoise
de Natation et de Sauvetage

LUXEMBOURG

LET'S MAKE IT HAPPEN

21st Luxembourg Euro Meet 2019
Luxembourg, 25th - 27th January 2019

Event 22 Men, 50m Freestyle 2004 and older
26.01.2019 - 10:32 sponsored by: Arena Results Prelim

| | | | | | |
|-----------------|-------|--------------------|-----|-------------------|------------|
| Meet Record | 21.89 | PROUD Ben | GBR | Luxembourg | 27.01.2018 |
| World Record | 20.91 | CIELO Cesar | BRA | Sao Paulo (BRA) | 18.12.2009 |
| European Record | 20.94 | BOUSQUET Frederick | FRA | Montpellier (FRA) | 26.04.2009 |

Open 19 +: 25.00 / Junior 17 - 18: 26.50 / Youth 15 - 16: 27.50

Points: FINA 2018

| Rank | | YB | | Time | Pts | |
|------|------------------------|----|----------------------------------|--------------|-----|---|
| Open | | | | | | |
| 1. | PROUD Ben | 94 | Energy Standard | 21.96 | 863 | A |
| 2. | PUTS Jesse | 94 | KNZB | 22.63 | 788 | A |
| 3. | SHEVTSOV Sergii | 98 | Energy Standard | 22.70 | 781 | A |
| 4. | MIRESSI Alessandro | 98 | Italian Swimming Federation | 22.91 | 760 | A |
| 5. | DUBININ Vladimir | 99 | Moscow Club | 22.96 | 755 | A |
| 6. | AERENTS Jasper | 92 | Brugse Zwem- & Reddingskring | 22.98 | 753 | A |
| 7. | BUKHOV Vladyslav | 02 | Ukrainian Swimming Federation | 23.00 | 751 | A |
| 8. | FILDEBRANDT Christoph | 89 | SSG Saar Max Ritter | 23.05 | 746 | A |
| 9. | DOTTO Luca | 90 | Italian Swimming Federation | 23.11 | 740 | A |
| 10. | BAARS Jeroen | 92 | Rotterdam Swimming (SG) | 23.18 | 734 | A |
| 11. | DINE MOREIRA Orhan | 98 | EN Tours | 23.48 | 706 | B |
| 12. | KAS'YAN Bogdan | 97 | Ukrainian Swimming Federation | 23.49 | 705 | B |
| 13. | HENX Julien | 95 | Fed. Luxembourgeoise de Natation | 23.57 | 698 | B |
| 14. | VERHOEVEN Thomas | 97 | Rotterdam Swimming (SG) | 23.60 | 695 | B |
| 15. | EMO Jerome | 00 | Herstalnatation | 23.66 | 690 | B |
| 16. | FABIANI Remi | 01 | Fed. Luxembourgeoise de Natation | 23.73 | 684 | B |
| 17. | CHRISTENSEN Kevin Witt | 95 | Farum | 23.80 | 678 | B |
| 18. | NIANE Abdoul | 88 | AS Monaco | 23.89 | 670 | B |
| 19. | MIROSLAW Rafael | 01 | SG HT16 Hamburg | 23.91 | 668 | B |
| 20. | SCHUBERT Georg | 01 | Dresdner SC 1898 e.V. | 23.96 | 664 | B |
| 21. | MITCHELL Stefano | 99 | Plymouth Leander SC | 24.10 | 653 | ? |
| | SALVAN Hadrien | 97 | Stade de Vanves | 24.10 | 653 | ? |
| 23. | MOORE Andrew | 98 | UCD Swim Team | 24.16 | 648 | R |
| 24. | REDEMANN Fleming | 00 | SG Essen | 24.18 | 646 | R |
| 25. | KOCH Leo | 01 | SSG Pforzheim | 24.19 | 645 | |
| 26. | ZIEMANN Felix | 97 | SC Wiesbaden 1911 | 24.20 | 645 | |
| 27. | JONES Reid | 02 | Plymouth Leander SC | 24.23 | 642 | |
| 28. | GOOSEN Mathys | 96 | KNZB | 24.24 | 641 | |
| 29. | THENU Maxime | 02 | FFN Ouest | 24.25 | 641 | |
| | ZORZETTO David | 00 | Tiro a Volo Nuoto | 24.25 | 641 | |
| 31. | KONZ Alexander | 99 | SG Bayer | 24.28 | 638 | |
| 32. | MELLEMA Berjen | 98 | KNZB-OC | 24.34 | 634 | |
| 33. | PETROCHUK Ilya | 03 | Lutsk | 24.42 | 627 | |
| 34. | HANSEN Andreas | 00 | Denmark Senior | 24.45 | 625 | |
| | FOELDHAZI David | 95 | Iron Swim | 24.45 | 625 | |
| 36. | MCGLADE Kevin | 93 | UCD Swim Team | 24.46 | 624 | |
| 37. | HUTZLER Max | 02 | Dresdner SC 1898 e.V. | 24.49 | 622 | |
| 38. | CLARKE Kameron | 02 | Swim Wales | 24.57 | 616 | |
| 39. | NICKELSEN Rasmus | 03 | Denmark Junior | 24.61 | 613 | |
| 40. | VANDERSCHRICK Stephan | 00 | Fed. Luxembourgeoise de Natation | 24.67 | 608 | |
| 41. | SAUBER Bob | 01 | Fed. Luxembourgeoise de Natation | 24.68 | 608 | |





Fédération Luxembourgeoise
de Natation et de Sauvetage

LUXEMBOURG

LET'S MAKE IT HAPPEN

21st Luxembourg Euro Meet 2019
Luxembourg, 25th - 27th January 2019

Event 22, Men, 50m Freestyle, Prelim, Open

| Rank | | YB | | Time | Pts |
|------|-------------------------|----|--------------------------------|--------------|-------|
| 42. | TULLBERG Sebastian | 00 | Denmark Senior | 24.69 | 607 |
| 43. | SUENKEL Rafael | 02 | Dresdner SC 1898 e.V. | 24.71 | 605 |
| 44. | FRANCKX Stan | 02 | Flanders | 24.79 | 600 |
| 45. | KAMMANN Bjoern | 01 | AMTV-FTV Hamburg | 24.86 | 595 |
| 46. | SHOOPINSKY Nicholas | 00 | SC Wiesbaden 1911 | 24.90 | 592 |
| 47. | ARVIDSSON Anton | 94 | Team West | 24.94 | 589 |
| 48. | BEELEY Tom | 99 | Plymouth Leander SC | 24.95 | 588 |
| 49. | BICZO Bence | 93 | Team Hungary | 24.96 | 587 |
| 50. | ZLATIC Lazar | 94 | Iron Swim | 24.99 | 585 |
| 51. | ZIBNER Lukas | 00 | SG Essen | 25.03 | 583 * |
| 52. | DA COSTA Denilson | 98 | Plymouth Leander SC | 25.04 | 582 * |
| | KIEFFER Victor | 98 | EN Tours | 25.04 | 582 * |
| 54. | VAN DEN HEUVEL Quinn | 01 | KNZB-OC | 25.07 | 580 |
| 55. | ANDREINI Luca | 99 | Polisportiva Comunale Riccione | 25.09 | 578 * |
| 56. | KELLNER Mats | 99 | 1. Paderborner SV | 25.10 | 578 * |
| 57. | SOULARD Nathanael | 01 | FFN Ouest | 25.14 | 575 |
| 58. | HIGGINS John | 95 | UCD Swim Team | 25.16 | 574 * |
| | GRUNERT Paul | 02 | Schwimmverein Mannheim | 25.16 | 574 |
| 60. | LINDHOLM Oskar | 01 | Denmark Junior | 25.17 | 573 |
| 61. | GRIFFITHS Alex | 03 | Swim Wales | 25.20 | 571 |
| 62. | AX Joel | 91 | SC Wiesbaden 1911 | 25.23 | 569 * |
| 63. | SOVJANI Davide | 01 | AS Merano | 25.25 | 567 |
| | BELSKIS Zenons | 01 | BJSS Ridzene DSN | 25.25 | 567 |
| | JANSEN Anton | 00 | PSV | 25.25 | 567 * |
| 66. | KATSCHKE Jan | 01 | SG Wago | 25.34 | 561 |
| 67. | TSUI Dylan | 02 | Plymouth Leander SC | 25.35 | 561 |
| 68. | BRUHA Jonas | 01 | Sport-Union Annen e.V. | 25.36 | 560 |
| 69. | ROZENTALS Arnis Peteris | 01 | BJSS Ridzene DSN | 25.39 | 558 |
| 70. | BELLAY Mathieu | 97 | Vikings de Rouen | 25.41 | 557 * |
| 71. | THOMPSON Joseph | 02 | Plymouth Leander SC | 25.46 | 553 |
| 72. | SCHMIDT Aaron | 00 | SG Neuss | 25.49 | 552 * |
| | EICHLER Adrian | 03 | SC Wiesbaden 1911 | 25.49 | 552 |
| | MAIER Nelson | 03 | TV Gut Heil Billstedt | 25.49 | 552 |
| | SCHMITZ Jules | 99 | Swimming Club Redange | 25.49 | 552 * |
| 76. | KELLER Viktor | 98 | SC Wiesbaden 1911 | 25.54 | 548 * |
| 77. | RUDQVIST Samuel | 99 | Team West | 25.55 | 548 * |
| 78. | PAKER Batuhan | 02 | Plymouth Leander SC | 25.59 | 545 |
| 79. | AL TUWAIJARI Mustafa | 02 | Brabo Zwemclub Antwerpen | 25.61 | 544 |
| 80. | HERION Martin | 01 | Liege Mosan | 25.62 | 543 |
| 81. | STREEFLAND Keanu | 03 | KNZB-OC | 25.64 | 542 |
| 82. | CANARELLI Baptiste | 03 | Collectif Nouvelle-Aquitaine | 25.65 | 541 |
| 83. | AH WAN Lenel | 02 | Plymouth Leander SC | 25.70 | 538 |
| 84. | STEFFENS Lennart | 01 | SG Bayer | 25.72 | 537 |
| 85. | BOKOV Rodion | 03 | Swimming Luxembourg | 25.73 | 536 |
| 86. | WEIDERT Jo | 03 | Cercle Nautique Echternach | 25.76 | 534 |
| 87. | HUSQUINET Paul | 02 | Liege Mosan | 25.84 | 529 |
| | THUERING Till | 97 | SC Wiesbaden 1911 | 25.84 | 529 * |
| 89. | OLSSON Elliot | 99 | Team West | 25.87 | 528 * |





Fédération Luxembourgeoise
de Natation et de Sauvetage

LUXEMBOURG

LET'S MAKE IT HAPPEN

21st Luxembourg Euro Meet 2019
Luxembourg, 25th - 27th January 2019

Event 22, Men, 50m Freestyle, Prelim, Open

| Rank | | YB | | Time | Pts |
|--|---------------------------|----|-----------------------------------|--------------|-------|
| 90. | SONNENBERG Philipp | 04 | SC Neustadt/Weinstr. | 25.91 | 525 |
| 91. | AH WAN Hayden | 02 | Plymouth Leander SC | 25.99 | 520 |
| 92. | MBAREK Sammy | 02 | SC Neustadt/Weinstr. | 26.00 | 520 |
| 93. | DALEIDEN CIUFERRI Ralph | 03 | Fed. Luxembourgeoise de Natation | 26.02 | 518 |
| 94. | SNIEDZE Ricards Janis | 03 | BJSS Ridzene DSN | 26.04 | 517 |
| 95. | VAN ROMPAEY Senne | 03 | Brabo Zwemclub Antwerpen | 26.08 | 515 |
| 96. | VELLEN Nicolas | 02 | SG Neuss | 26.11 | 513 |
| 97. | FERREIRA DO COUTO Goncalo | 04 | Cercle des Nageurs de Sion | 26.12 | 513 |
| | GUERIN Lucas | 04 | Collectif Nouvelle-Aquitaine | 26.12 | 513 |
| | MICHIELS Olivier | 01 | Cercle Nautique Echternach | 26.12 | 513 |
| 100. | SCHMIDIGER Ian | 03 | Swim Team Lucerne | 26.13 | 512 |
| 101. | JAAS Jeff | 04 | Fed. Luxembourgeoise de Natation | 26.19 | 508 |
| 102. | EPNER Moritz | 03 | SC Wiesbaden 1911 | 26.23 | 506 |
| 103. | WASHBURN Finlay | 04 | Plymouth Leander SC | 26.37 | 498 |
| 104. | MARINOV Petar | 02 | SV Nikar Heidelberg | 26.41 | 496 |
| | REMACLE Hugo | 03 | District Liege Namur Luxembourg | 26.41 | 496 |
| | NASINI Michele | 02 | Polisportiva Comunale Riccione | 26.41 | 496 |
| 107. | BROCKHAUS Robin | 01 | 1. Paderborner SV | 26.46 | 493 |
| 108. | SCHWICK Maximilian | 04 | Dresdner SC 1898 e.V. | 26.47 | 492 |
| 109. | SKALSKI Maximilian | 02 | TV 1843 Dillenburg | 26.49 | 491 |
| 110. | FLOTTMEYER Vincent | 03 | 1. Paderborner SV | 26.59 | 486 |
| 111. | SIEMUND Benjamin | 03 | SG Poseidon Eppelheim | 26.63 | 484 |
| 112. | BERNARDI Andrea | 03 | Polisportiva Comunale Riccione | 26.68 | 481 |
| 113. | ELNOAMANY Islam | 03 | SSF Bonn | 26.69 | 480 |
| 114. | IVUSKANS Reinis Ricards | 02 | BJSS Ridzene DSN | 26.70 | 480 * |
| 115. | CONSTANTINO CAEIRO Diogo | 03 | Cercle de Natation Dudelange | 26.72 | 479 |
| 116. | DOMBROWA Yanick | 04 | VFL Gladbeck 1921 | 26.76 | 477 |
| 117. | SUCH Thijs Oscar | 03 | SC Wiesbaden 1911 | 26.78 | 476 |
| 118. | ANTONIN Felix | 01 | Cercle des Nageurs de Sion | 26.82 | 473 * |
| 119. | ASSIM Kourosh | 04 | SSF Bonn | 27.00 | 464 |
| 120. | HAYRAPETYAN Getjo | 00 | SG Rhein-Mosel | 27.03 | 462 * |
| 121. | CHRISTIN Matthieu Nathan | 03 | Youth of Moscow | 27.04 | 462 |
| 122. | GILLARD Remi | 03 | Cercle Royal de Natation Arlonais | 27.10 | 459 |
| 123. | PERLA Edoardo | 01 | Polisportiva Comunale Riccione | 27.19 | 454 * |
| | NORTH Oscar | 03 | Plymouth Leander SC | 27.19 | 454 |
| 125. | LANNERS Nicolas | 04 | Fed. Luxembourgeoise de Natation | 27.21 | 453 |
| 126. | LISOVSKIS Aleksandrs | 02 | BJSS Ridzene DSN | 27.23 | 452 * |
| 127. | DENTER Arthur | 04 | Cercle Nautique Echternach | 27.34 | 447 |
| 128. | WIRTH David | 02 | Schwammclub Deifferdang | 27.37 | 445 * |
| 129. | BERTUZZI Valentin | 04 | Herstalnatation | 27.42 | 443 |
| 130. | STIEF Fabio | 03 | SC Neustadt/Weinstr. | 27.48 | 440 |
| 131. | KIRCH Felix | 03 | Cercle de Natation Dudelange | 27.62 | 433 * |
| 132. | NAEF Marcel | 03 | Swim Team Lucerne | 27.93 | 419 * |
| 133. | SMIT Luca | 03 | SC Wiesbaden 1911 | 28.47 | 396 * |
| DSQ | KISZCZAK Jakob | 00 | WKS Slask | | |
| <i>G2 - Starting before the starting signal (SW 4.4) (Time: 10:38)</i> | | | | | |
| DNS | ALESSANDRI Giacomo | 02 | Polisportiva Comunale Riccione | | |
| DNS | LAVEN Henrik | 03 | SC Neustadt/Weinstr. | | |





Fédération Luxembourgeoise
de Natation et de Sauvetage

LUXEMBOURG

LET'S MAKE IT HAPPEN

21st Luxembourg Euro Meet 2019
Luxembourg, 25th - 27th January 2019


Event 22, Men, 50m Freestyle, Prelim, Open

| Rank | | YB | | Time | Pts |
|------|---------------------|----|-----------------------------|------|-----|
| DNS | ENDERS Lennart | 01 | SC Wiesbaden 1911 | | |
| DNS | HOELBLING Alexander | 01 | ATUS Knittelfeld | | |
| DNS | VENDRAME Ivano | 97 | Italian Swimming Federation | | |

Junior

| | | | | | | |
|-----|-------------------------|----|----------------------------------|--------------|-----|---|
| 1. | BUKHOV Vladyslav | 02 | Ukrainian Swimming Federation | 23.00 | 751 | A |
| 2. | FABIANI Remi | 01 | Fed. Luxembourgeoise de Natation | 23.73 | 684 | B |
| 3. | MIROSLAW Rafael | 01 | SG HT16 Hamburg | 23.91 | 668 | B |
| 4. | SCHUBERT Georg | 01 | Dresdner SC 1898 e.V. | 23.96 | 664 | B |
| 5. | KOCH Leo | 01 | SSG Pforzheim | 24.19 | 645 | |
| 6. | JONES Reid | 02 | Plymouth Leander SC | 24.23 | 642 | |
| 7. | THENU Maxime | 02 | FFN Ouest | 24.25 | 641 | |
| 8. | HUTZLER Max | 02 | Dresdner SC 1898 e.V. | 24.49 | 622 | |
| 9. | CLARKE Kameron | 02 | Swim Wales | 24.57 | 616 | |
| 10. | SAUBER Bob | 01 | Fed. Luxembourgeoise de Natation | 24.68 | 608 | |
| 11. | SUENKEL Rafael | 02 | Dresdner SC 1898 e.V. | 24.71 | 605 | |
| 12. | FRANCKX Stan | 02 | Flanders | 24.79 | 600 | |
| 13. | KAMMANN Bjoern | 01 | AMTV-FTV Hamburg | 24.86 | 595 | |
| 14. | VAN DEN HEUVEL Quinn | 01 | KNZB-OC | 25.07 | 580 | |
| 15. | SOULARD Nathanael | 01 | FFN Ouest | 25.14 | 575 | |
| 16. | GRUNERT Paul | 02 | Schwimmverein Mannheim | 25.16 | 574 | |
| 17. | LINDHOLM Oskar | 01 | Denmark Junior | 25.17 | 573 | |
| 18. | SOVJANI Davide | 01 | AS Merano | 25.25 | 567 | |
| | BELSKIS Zenons | 01 | BJSS Ridzene DSN | 25.25 | 567 | |
| 20. | KATSCHKE Jan | 01 | SG Wago | 25.34 | 561 | |
| 21. | TSUI Dylan | 02 | Plymouth Leander SC | 25.35 | 561 | |
| 22. | BRUHA Jonas | 01 | Sport-Union Annen e.V. | 25.36 | 560 | |
| 23. | ROZENTALS Arnis Peteris | 01 | BJSS Ridzene DSN | 25.39 | 558 | |
| 24. | THOMPSON Joseph | 02 | Plymouth Leander SC | 25.46 | 553 | |
| 25. | PAKER Batuhan | 02 | Plymouth Leander SC | 25.59 | 545 | |
| 26. | AL TUWAIJARI Mustafa | 02 | Brabo Zwemclub Antwerpen | 25.61 | 544 | |
| 27. | HERION Martin | 01 | Liege Mosan | 25.62 | 543 | |
| 28. | AH WAN Lenel | 02 | Plymouth Leander SC | 25.70 | 538 | |
| 29. | STEFFENS Lennart | 01 | SG Bayer | 25.72 | 537 | |
| 30. | HUSQUINET Paul | 02 | Liege Mosan | 25.84 | 529 | |
| 31. | AH WAN Hayden | 02 | Plymouth Leander SC | 25.99 | 520 | |
| 32. | MBAREK Sammy | 02 | SC Neustadt/Weinstr. | 26.00 | 520 | |
| 33. | VELLEN Nicolas | 02 | SG Neuss | 26.11 | 513 | |
| 34. | MICHIELS Olivier | 01 | Cercle Nautique Echternach | 26.12 | 513 | |
| 35. | MARINOV Petar | 02 | SV Nikar Heidelberg | 26.41 | 496 | |
| | NASINI Michele | 02 | Polisportiva Comunale Riccione | 26.41 | 496 | |
| 37. | BROCKHAUS Robin | 01 | 1. Paderborner SV | 26.46 | 493 | |
| 38. | SKALSKI Maximilian | 02 | TV 1843 Dillenburg | 26.49 | 491 | |
| 39. | IVUSKANS Reinis Ricards | 02 | BJSS Ridzene DSN | 26.70 | 480 | * |
| 40. | ANTONIN Felix | 01 | Cercle des Nageurs de Sion | 26.82 | 473 | * |
| 41. | PERLA Edoardo | 01 | Polisportiva Comunale Riccione | 27.19 | 454 | * |
| 42. | LISOVSKIS Aleksandrs | 02 | BJSS Ridzene DSN | 27.23 | 452 | * |





Fédération Luxembourgeoise
de Natation et de Sauvetage

LUXEMBOURG

LET'S MAKE IT HAPPEN

21st Luxembourg Euro Meet 2019
Luxembourg, 25th - 27th January 2019


Event 22, Boys, 50m Freestyle, Prelim, Junior

| Rank | | YB | | Time | Pts |
|------|---------------------|----|--------------------------------|--------------|-------|
| 43. | WIRTH David | 02 | Schwammclub Deifferdang | 27.37 | 445 * |
| DNS | ALESSANDRI Giacomo | 02 | Polisportiva Comunale Riccione | | |
| DNS | ENDERS Lennart | 01 | SC Wiesbaden 1911 | | |
| DNS | HOELBLING Alexander | 01 | ATUS Knittelfeld | | |

Youth

| | | | | | |
|-----|---------------------------|----|-----------------------------------|--------------|-------|
| 1. | PETROCHUK Ilyya | 03 | Lutsk | 24.42 | 627 |
| 2. | NICKELSEN Rasmus | 03 | Denmark Junior | 24.61 | 613 |
| 3. | GRIFFITHS Alex | 03 | Swim Wales | 25.20 | 571 |
| 4. | EICHLER Adrian | 03 | SC Wiesbaden 1911 | 25.49 | 552 |
| | MAIER Nelson | 03 | TV Gut Heil Billstedt | 25.49 | 552 |
| 6. | STREEFLAND Keanu | 03 | KNZB-OC | 25.64 | 542 |
| 7. | CANARELLI Baptiste | 03 | Collectif Nouvelle-Aquitaine | 25.65 | 541 |
| 8. | BOKOV Rodion | 03 | Swimming Luxembourg | 25.73 | 536 |
| 9. | WEIDERT Jo | 03 | Cercle Nautique Echternach | 25.76 | 534 |
| 10. | SONNENBERG Philipp | 04 | SC Neustadt/Weinstr. | 25.91 | 525 |
| 11. | DALEIDEN CIUFERRI Ralph | 03 | Fed. Luxembourgeoise de Natation | 26.02 | 518 |
| 12. | SNIEDZE Ricards Janis | 03 | BJSS Ridzene DSN | 26.04 | 517 |
| 13. | VAN ROMPAEY Senne | 03 | Brabo Zwemclub Antwerpen | 26.08 | 515 |
| 14. | FERREIRA DO COUTO Goncalo | 04 | Cercle des Nageurs de Sion | 26.12 | 513 |
| | GUERIN Lucas | 04 | Collectif Nouvelle-Aquitaine | 26.12 | 513 |
| 16. | SCHMIDIGER Ian | 03 | Swim Team Lucerne | 26.13 | 512 |
| 17. | JAAS Jeff | 04 | Fed. Luxembourgeoise de Natation | 26.19 | 508 |
| 18. | EPNER Moritz | 03 | SC Wiesbaden 1911 | 26.23 | 506 |
| 19. | WASHBURN Finlay | 04 | Plymouth Leander SC | 26.37 | 498 |
| 20. | REMACLE Hugo | 03 | District Liege Namur Luxembourg | 26.41 | 496 |
| 21. | SCHWICK Maximilian | 04 | Dresdner SC 1898 e.V. | 26.47 | 492 |
| 22. | FLOTTMEYER Vincent | 03 | 1. Paderborner SV | 26.59 | 486 |
| 23. | SIEMUND Benjamin | 03 | SG Poseidon Eppelheim | 26.63 | 484 |
| 24. | BERNARDI Andrea | 03 | Polisportiva Comunale Riccione | 26.68 | 481 |
| 25. | ELNOAMANY Islam | 03 | SSF Bonn | 26.69 | 480 |
| 26. | CONSTANTINO CAEIRO Diogo | 03 | Cercle de Natation Dudelange | 26.72 | 479 |
| 27. | DOMBROWA Yanick | 04 | VFL Gladbeck 1921 | 26.76 | 477 |
| 28. | SUCH Thijs Oscar | 03 | SC Wiesbaden 1911 | 26.78 | 476 |
| 29. | ASSIM Kourosh | 04 | SSF Bonn | 27.00 | 464 |
| 30. | CHRISTIN Matthieu Nathan | 03 | Youth of Moscow | 27.04 | 462 |
| 31. | GILLARD Remi | 03 | Cercle Royal de Natation Arlonais | 27.10 | 459 |
| 32. | NORTH Oscar | 03 | Plymouth Leander SC | 27.19 | 454 |
| 33. | LANNERS Nicolas | 04 | Fed. Luxembourgeoise de Natation | 27.21 | 453 |
| 34. | DENTER Arthur | 04 | Cercle Nautique Echternach | 27.34 | 447 |
| 35. | BERTUZZI Valentin | 04 | Herstalnatation | 27.42 | 443 |
| 36. | STIEF Fabio | 03 | SC Neustadt/Weinstr. | 27.48 | 440 |
| 37. | KIRCH Felix | 03 | Cercle de Natation Dudelange | 27.62 | 433 * |
| 38. | NAEF Marcel | 03 | Swim Team Lucerne | 27.93 | 419 * |
| 39. | SMIT Luca | 03 | SC Wiesbaden 1911 | 28.47 | 396 * |
| DNS | LAVEN Henrik | 03 | SC Neustadt/Weinstr. | | |





Fédération Luxembourgeoise
de Natation et de Sauvetage

LUXEMBOURG

LET'S MAKE IT HAPPEN

21st Luxembourg Euro Meet 2019
Luxembourg, 25th - 27th January 2019

Event 23 Women, 1500m Freestyle 2005 and older
26.01.2019 - 12:54 sponsored by: Bureautique Linster Results


| | | | | | |
|-----------------|----------|-------------------|-----|--------------------|------------|
| Meet Record | 16:14.50 | TO BE ESTABLISHED | | | |
| World Record | 15:20.48 | LEDECKY Kathleen | USA | Indianapolis (USA) | 16.05.2018 |
| European Record | 15:38.88 | FRIIS Lotte | DEN | Barcelona (ESP) | 30.07.2013 |

Open 18 +: 18:44.00 / Junior 16 - 17: 19:28.95 / Youth 14 - 15: 20:02.30

Points: FINA 2018

| Rank | YB | | Time | | | | Pts | |
|-------------|----------------------------|----|---|-------------------------|-------------------------|--|-----------------|------------|
| Open | | | | | | | | |
| 1. | HOLDEN Polly | 99 | Nova Centurion SC | | | | 16:34.82 | 805 |
| | 100m: 1:03.80 1:03.80 | | 500m: 5:29.10 1:06.41 | 900m: 9:55.38 1:06.65 | 1300m: 14:23.37 1:06.65 | | | |
| | 200m: 2:09.89 1:06.09 | | 600m: 6:35.35 1:06.25 | 1000m: 11:02.37 1:06.99 | 1400m: 15:30.07 1:06.70 | | | |
| | 300m: 3:16.46 1:06.57 | | 700m: 7:42.13 1:06.78 | 1100m: 12:09.44 1:07.07 | 1500m: 16:34.82 1:04.75 | | | |
| | 400m: 4:22.69 1:06.23 | | 800m: 8:48.73 1:06.60 | 1200m: 13:16.72 1:07.28 | | | | |
| 2. | GLENISTER Michaella | 02 | Swim England East Midlands | | | | 16:48.49 | 772 |
| | 100m: 1:03.76 1:03.76 | | 500m: 5:30.48 1:06.80 | 900m: 10:00.84 1:07.87 | 1300m: 14:33.52 1:08.36 | | | |
| | 200m: 2:10.23 1:06.47 | | 600m: 6:37.93 1:07.45 | 1000m: 11:09.20 1:08.36 | 1400m: 15:41.26 1:07.74 | | | |
| | 300m: 3:16.86 1:06.63 | | 700m: 7:45.39 1:07.46 | 1100m: 12:16.92 1:07.72 | 1500m: 16:48.49 1:07.23 | | | |
| | 400m: 4:23.68 1:06.82 | | 800m: 8:52.97 1:07.58 | 1200m: 13:25.16 1:08.24 | | | | |
| 3. | ERHART Samira Svea | 99 | SC Wiesbaden 1911 | | | | 17:27.85 | 688 |
| | 100m: 1:03.84 1:03.84 | | 500m: 5:43.12 1:10.16 | 900m: 10:26.80 1:10.35 | 1300m: 15:09.14 1:10.94 | | | |
| | 200m: 2:12.52 1:08.68 | | 600m: 6:53.98 1:10.86 | 1000m: 11:37.71 1:10.91 | 1400m: 16:19.56 1:10.42 | | | |
| | 300m: 3:22.64 1:10.12 | | 700m: 8:05.11 1:11.13 | 1100m: 12:47.78 1:10.07 | 1500m: 17:27.85 1:08.29 | | | |
| | 400m: 4:32.96 1:10.32 | | 800m: 9:16.45 1:11.34 | 1200m: 13:58.20 1:10.42 | | | | |
| 4. | CABON Lean | 02 | FFN Ouest | | | | 17:40.83 | 663 |
| | 100m: 1:07.29 1:07.29 | | 500m: 5:50.15 1:10.54 | 900m: 10:31.92 1:10.53 | 1300m: 15:18.70 1:12.04 | | | |
| | 200m: 2:17.63 1:10.34 | | 600m: 7:00.37 1:10.22 | 1000m: 11:42.89 1:10.97 | 1400m: 16:30.57 1:11.87 | | | |
| | 300m: 3:28.71 1:11.08 | | 700m: 8:10.62 1:10.25 | 1100m: 12:54.63 1:11.74 | 1500m: 17:40.83 1:10.26 | | | |
| | 400m: 4:39.61 1:10.90 | | 800m: 9:21.39 1:10.77 | 1200m: 14:06.66 1:12.03 | | | | |
| 5. | HANQUET Marion | 01 | Team West | | | | 17:44.09 | 657 |
| | 100m: 1:05.70 1:05.70 | | 500m: 5:48.22 1:10.53 | 900m: 10:33.18 1:12.11 | 1300m: 15:22.05 1:12.71 | | | |
| | 200m: 2:16.07 1:10.37 | | 600m: 6:58.90 1:10.68 | 1000m: 11:44.87 1:11.69 | 1400m: 16:33.88 1:11.83 | | | |
| | 300m: 3:26.63 1:10.56 | | 700m: 8:09.49 1:10.59 | 1100m: 12:56.76 1:11.89 | 1500m: 17:44.09 1:10.21 | | | |
| | 400m: 4:37.69 1:11.06 | | 800m: 9:21.07 1:11.58 | 1200m: 14:09.34 1:12.58 | | | | |
| 6. | JOMINET Lou | 05 | Fed. Luxembourgeoise de Natation | | | | 17:45.92 | 654 |
| | 100m: 1:07.17 1:07.17 | | 500m: 5:55.12 1:12.24 | 900m: 10:41.08 1:11.58 | 1300m: 15:26.82 1:11.63 | | | |
| | 200m: 2:19.10 1:11.93 | | 600m: 7:06.95 1:11.83 | 1000m: 11:52.61 1:11.53 | 1400m: 16:38.22 1:11.40 | | | |
| | 300m: 3:31.09 1:11.99 | | 700m: 8:18.09 1:11.14 | 1100m: 13:03.83 1:11.22 | 1500m: 17:45.92 1:07.70 | | | |
| | 400m: 4:42.88 1:11.79 | | 800m: 9:29.50 1:11.41 | 1200m: 14:15.19 1:11.36 | | | | |
| 7. | OLSSON Ellen | 95 | SSG Saar Max Ritter | | | | 17:51.52 | 644 |
| | 100m: 1:08.65 1:08.65 | | 500m: 5:54.72 1:11.46 | 900m: 10:39.74 1:11.02 | 1300m: 15:28.09 1:12.32 | | | |
| | 200m: 2:20.31 1:11.66 | | 600m: 7:05.92 1:11.20 | 1000m: 11:51.63 1:11.89 | 1400m: 16:40.40 1:12.31 | | | |
| | 300m: 3:31.73 1:11.42 | | 700m: 8:17.24 1:11.32 | 1100m: 13:03.53 1:11.90 | 1500m: 17:51.52 1:11.12 | | | |
| | 400m: 4:43.26 1:11.53 | | 800m: 9:28.72 1:11.48 | 1200m: 14:15.77 1:12.24 | | | | |
| 8. | HOFFMANN Theresa | 01 | SG Wago | | | | 17:59.08 | 630 |
| | 100m: 1:05.65 1:05.65 | | 500m: 5:54.01 1:12.53 | 900m: 10:42.88 1:12.12 | 1300m: 15:34.94 1:13.71 | | | |
| | 200m: 2:17.37 1:11.72 | | 600m: 7:06.41 1:12.40 | 1000m: 11:55.74 1:12.86 | 1400m: 16:48.46 1:13.52 | | | |
| | 300m: 3:28.90 1:11.53 | | 700m: 8:17.94 1:11.53 | 1100m: 13:08.50 1:12.76 | 1500m: 17:59.08 1:10.62 | | | |
| | 400m: 4:41.48 1:12.58 | | 800m: 9:30.76 1:12.82 | 1200m: 14:21.23 1:12.73 | | | | |





Fédération Luxembourgeoise
de Natation et de Sauvetage

LUXEMBOURG

LET'S MAKE IT HAPPEN

21st Luxembourg Euro Meet 2019
Luxembourg, 25th - 27th January 2019

Event 23, Women, 1500m Freestyle, Open


| Rank | | | YB | | | Time | Pts | |
|------|--------------------|---------|----------------|----------------------|-----------------|-----------------|-----------------|---------|
| 9. | DE ANGELIS Alessia | | 03 | Dimensione Nuoto | | 18:04.15 | 622 | |
| | 100m: 1:06.09 | 1:06.09 | 500m: 5:53.84 | 1:11.82 | 900m: 10:44.31 | 1:13.23 | 1300m: 15:38.17 | 1:13.75 |
| | 200m: 2:17.91 | 1:11.82 | 600m: 7:05.63 | 1:11.79 | 1000m: 11:57.55 | 1:13.24 | 1400m: 16:52.35 | 1:14.18 |
| | 300m: 3:29.37 | 1:11.46 | 700m: 8:18.26 | 1:12.63 | 1100m: 13:10.69 | 1:13.14 | 1500m: 18:04.15 | 1:11.80 |
| | 400m: 4:42.02 | 1:12.65 | 800m: 9:31.08 | 1:12.82 | 1200m: 14:24.42 | 1:13.73 | | |
| 10. | TASZHANOVA Diana | | 04 | Dostyk Aktobe | | 18:12.34 | 608 | |
| | 100m: 1:06.89 | 1:06.89 | 500m: 5:59.59 | 1:13.09 | 900m: 10:55.91 | 1:14.29 | 1300m: 15:48.91 | 1:14.68 |
| | 200m: 2:19.46 | 1:12.57 | 600m: 7:13.16 | 1:13.57 | 1000m: 12:09.17 | 1:13.26 | 1400m: 17:02.96 | 1:14.05 |
| | 300m: 3:33.05 | 1:13.59 | 700m: 8:27.94 | 1:14.78 | 1100m: 13:20.68 | 1:11.51 | 1500m: 18:12.34 | 1:09.38 |
| | 400m: 4:46.50 | 1:13.45 | 800m: 9:41.62 | 1:13.68 | 1200m: 14:34.23 | 1:13.55 | | |
| 11. | KUZNETCOVA Kseniia | | 03 | Youth of Moscow | | 18:22.34 | 591 | |
| | 100m: 1:08.18 | 1:08.18 | 500m: 5:58.58 | 1:12.15 | 900m: 10:53.35 | 1:14.60 | 1300m: 15:53.85 | 1:15.31 |
| | 200m: 2:21.30 | 1:13.12 | 600m: 7:11.42 | 1:12.84 | 1000m: 12:08.27 | 1:14.92 | 1400m: 17:10.23 | 1:16.38 |
| | 300m: 3:33.96 | 1:12.66 | 700m: 8:24.84 | 1:13.42 | 1100m: 13:22.76 | 1:14.49 | 1500m: 18:22.34 | 1:12.11 |
| | 400m: 4:46.43 | 1:12.47 | 800m: 9:38.75 | 1:13.91 | 1200m: 14:38.54 | 1:15.78 | | |
| 12. | PELLEAU Ines | | 04 | FFN Ouest | | 18:37.50 | 568 | |
| | 100m: 1:06.55 | 1:06.55 | 500m: 5:58.63 | 1:14.24 | 900m: 11:01.17 | 1:15.72 | 1300m: 16:06.81 | 1:17.16 |
| | 200m: 2:17.75 | 1:11.20 | 600m: 7:13.50 | 1:14.87 | 1000m: 12:17.38 | 1:16.21 | 1400m: 17:23.71 | 1:16.90 |
| | 300m: 3:30.71 | 1:12.96 | 700m: 8:29.26 | 1:15.76 | 1100m: 13:33.36 | 1:15.98 | 1500m: 18:37.50 | 1:13.79 |
| | 400m: 4:44.39 | 1:13.68 | 800m: 9:45.45 | 1:16.19 | 1200m: 14:49.65 | 1:16.29 | | |
| 13. | MEKHTOUB Jade | | 04 | CD54 Natation | | 19:00.91 | 533 | |
| | 100m: 1:09.37 | 1:09.37 | 500m: 6:13.79 | 1:15.72 | 900m: 11:19.64 | 1:17.21 | 1300m: 16:29.61 | 1:18.02 |
| | 200m: 2:24.46 | 1:15.09 | 600m: 7:29.76 | 1:15.97 | 1000m: 12:35.96 | 1:16.32 | 1400m: 17:46.29 | 1:16.68 |
| | 300m: 3:41.00 | 1:16.54 | 700m: 8:46.29 | 1:16.53 | 1100m: 13:53.47 | 1:17.51 | 1500m: 19:00.91 | 1:14.62 |
| | 400m: 4:58.07 | 1:17.07 | 800m: 10:02.43 | 1:16.14 | 1200m: 15:11.59 | 1:18.12 | | |
| 14. | HARTMANN Luisa | | 04 | SC Neustadt/Weinstr. | | 19:10.08 | 521 | |
| | 100m: 1:10.44 | 1:10.44 | 500m: 6:15.72 | 1:17.31 | 900m: 11:25.10 | 1:17.36 | 1300m: 16:36.74 | 1:17.82 |
| | 200m: 2:26.39 | 1:15.95 | 600m: 7:33.26 | 1:17.54 | 1000m: 12:42.97 | 1:17.87 | 1400m: 17:55.05 | 1:18.31 |
| | 300m: 3:42.38 | 1:15.99 | 700m: 8:50.38 | 1:17.12 | 1100m: 14:01.21 | 1:18.24 | 1500m: 19:10.08 | 1:15.03 |
| | 400m: 4:58.41 | 1:16.03 | 800m: 10:07.74 | 1:17.36 | 1200m: 15:18.92 | 1:17.71 | | |
| 15. | FORSON Zaira | | 05 | Ghana Swimming | | 19:46.05 | 475 | |
| | 100m: 1:11.73 | 1:11.73 | 500m: 6:30.48 | 1:19.77 | 900m: 11:49.60 | 1:19.61 | 1300m: 17:10.00 | 1:20.30 |
| | 200m: 2:31.32 | 1:19.59 | 600m: 7:50.48 | 1:20.00 | 1000m: 13:09.25 | 1:19.65 | 1400m: 18:29.73 | 1:19.73 |
| | 300m: 3:50.82 | 1:19.50 | 700m: 9:10.03 | 1:19.55 | 1100m: 14:29.50 | 1:20.25 | 1500m: 19:46.05 | 1:16.32 |
| | 400m: 5:10.71 | 1:19.89 | 800m: 10:29.99 | 1:19.96 | 1200m: 15:49.70 | 1:20.20 | | |

WDR VAN DER MAST Marij 00 PSV

Junior

| | | | | | | | | |
|----|--------------------|---------|---------------|----------------------------|-----------------|-----------------|-----------------|---------|
| 1. | GLENISTER Michaela | | 02 | Swim England East Midlands | | 16:48.49 | 772 | |
| | 100m: 1:03.76 | 1:03.76 | 500m: 5:30.48 | 1:06.80 | 900m: 10:00.84 | 1:07.87 | 1300m: 14:33.52 | 1:08.36 |
| | 200m: 2:10.23 | 1:06.47 | 600m: 6:37.93 | 1:07.45 | 1000m: 11:09.20 | 1:08.36 | 1400m: 15:41.26 | 1:07.74 |
| | 300m: 3:16.86 | 1:06.63 | 700m: 7:45.39 | 1:07.46 | 1100m: 12:16.92 | 1:07.72 | 1500m: 16:48.49 | 1:07.23 |
| | 400m: 4:23.68 | 1:06.82 | 800m: 8:52.97 | 1:07.58 | 1200m: 13:25.16 | 1:08.24 | | |
| 2. | CABON Lean | | 02 | FFN Ouest | | 17:40.83 | 663 | |
| | 100m: 1:07.29 | 1:07.29 | 500m: 5:50.15 | 1:10.54 | 900m: 10:31.92 | 1:10.53 | 1300m: 15:18.70 | 1:12.04 |
| | 200m: 2:17.63 | 1:10.34 | 600m: 7:00.37 | 1:10.22 | 1000m: 11:42.89 | 1:10.97 | 1400m: 16:30.57 | 1:11.87 |
| | 300m: 3:28.71 | 1:11.08 | 700m: 8:10.62 | 1:10.25 | 1100m: 12:54.63 | 1:11.74 | 1500m: 17:40.83 | 1:10.26 |
| | 400m: 4:39.61 | 1:10.90 | 800m: 9:21.39 | 1:10.77 | 1200m: 14:06.66 | 1:12.03 | | |





Fédération Luxembourgeoise
de Natation et de Sauvetage

LUXEMBOURG

LET'S MAKE IT HAPPEN

21st Luxembourg Euro Meet 2019
Luxembourg, 25th - 27th January 2019


Event 23, Women, 1500m Freestyle, Junior

| Rank | | | YB | | | | | | | Time | Pts | |
|------|--------------------|---------|---------|------------------|---------|---------|--------|----------|---------|-----------------|------------|---------|
| 3. | DE ANGELIS Alessia | | 03 | Dimensione Nuoto | | | | | | 18:04.15 | 622 | |
| | 100m: | 1:06.09 | 1:06.09 | 500m: | 5:53.84 | 1:11.82 | 900m: | 10:44.31 | 1:13.23 | 1300m: | 15:38.17 | 1:13.75 |
| | 200m: | 2:17.91 | 1:11.82 | 600m: | 7:05.63 | 1:11.79 | 1000m: | 11:57.55 | 1:13.24 | 1400m: | 16:52.35 | 1:14.18 |
| | 300m: | 3:29.37 | 1:11.46 | 700m: | 8:18.26 | 1:12.63 | 1100m: | 13:10.69 | 1:13.14 | 1500m: | 18:04.15 | 1:11.80 |
| | 400m: | 4:42.02 | 1:12.65 | 800m: | 9:31.08 | 1:12.82 | 1200m: | 14:24.42 | 1:13.73 | | | |
| 4. | KUZNETCOVA Kseniia | | 03 | Youth of Moscow | | | | | | 18:22.34 | 591 | |
| | 100m: | 1:08.18 | 1:08.18 | 500m: | 5:58.58 | 1:12.15 | 900m: | 10:53.35 | 1:14.60 | 1300m: | 15:53.85 | 1:15.31 |
| | 200m: | 2:21.30 | 1:13.12 | 600m: | 7:11.42 | 1:12.84 | 1000m: | 12:08.27 | 1:14.92 | 1400m: | 17:10.23 | 1:16.38 |
| | 300m: | 3:33.96 | 1:12.66 | 700m: | 8:24.84 | 1:13.42 | 1100m: | 13:22.76 | 1:14.49 | 1500m: | 18:22.34 | 1:12.11 |
| | 400m: | 4:46.43 | 1:12.47 | 800m: | 9:38.75 | 1:13.91 | 1200m: | 14:38.54 | 1:15.78 | | | |

Youth

| | | | | | | | | | | | | |
|----|------------------|---------|---------|----------------------------------|----------|---------|--------|----------|---------|-----------------|------------|---------|
| 1. | JOMINET Lou | | 05 | Fed. Luxembourgeoise de Natation | | | | | | 17:45.92 | 654 | |
| | 100m: | 1:07.17 | 1:07.17 | 500m: | 5:55.12 | 1:12.24 | 900m: | 10:41.08 | 1:11.58 | 1300m: | 15:26.82 | 1:11.63 |
| | 200m: | 2:19.10 | 1:11.93 | 600m: | 7:06.95 | 1:11.83 | 1000m: | 11:52.61 | 1:11.53 | 1400m: | 16:38.22 | 1:11.40 |
| | 300m: | 3:31.09 | 1:11.99 | 700m: | 8:18.09 | 1:11.14 | 1100m: | 13:03.83 | 1:11.22 | 1500m: | 17:45.92 | 1:07.70 |
| | 400m: | 4:42.88 | 1:11.79 | 800m: | 9:29.50 | 1:11.41 | 1200m: | 14:15.19 | 1:11.36 | | | |
| 2. | TASZHANOVA Diana | | 04 | Dostyk Aktobe | | | | | | 18:12.34 | 608 | |
| | 100m: | 1:06.89 | 1:06.89 | 500m: | 5:59.59 | 1:13.09 | 900m: | 10:55.91 | 1:14.29 | 1300m: | 15:48.91 | 1:14.68 |
| | 200m: | 2:19.46 | 1:12.57 | 600m: | 7:13.16 | 1:13.57 | 1000m: | 12:09.17 | 1:13.26 | 1400m: | 17:02.96 | 1:14.05 |
| | 300m: | 3:33.05 | 1:13.59 | 700m: | 8:27.94 | 1:14.78 | 1100m: | 13:20.68 | 1:11.51 | 1500m: | 18:12.34 | 1:09.38 |
| | 400m: | 4:46.50 | 1:13.45 | 800m: | 9:41.62 | 1:13.68 | 1200m: | 14:34.23 | 1:13.55 | | | |
| 3. | PELLEAU Ines | | 04 | FFN Ouest | | | | | | 18:37.50 | 568 | |
| | 100m: | 1:06.55 | 1:06.55 | 500m: | 5:58.63 | 1:14.24 | 900m: | 11:01.17 | 1:15.72 | 1300m: | 16:06.81 | 1:17.16 |
| | 200m: | 2:17.75 | 1:11.20 | 600m: | 7:13.50 | 1:14.87 | 1000m: | 12:17.38 | 1:16.21 | 1400m: | 17:23.71 | 1:16.90 |
| | 300m: | 3:30.71 | 1:12.96 | 700m: | 8:29.26 | 1:15.76 | 1100m: | 13:33.36 | 1:15.98 | 1500m: | 18:37.50 | 1:13.79 |
| | 400m: | 4:44.39 | 1:13.68 | 800m: | 9:45.45 | 1:16.19 | 1200m: | 14:49.65 | 1:16.29 | | | |
| 4. | MEKHTOUB Jade | | 04 | CD54 Natation | | | | | | 19:00.91 | 533 | |
| | 100m: | 1:09.37 | 1:09.37 | 500m: | 6:13.79 | 1:15.72 | 900m: | 11:19.64 | 1:17.21 | 1300m: | 16:29.61 | 1:18.02 |
| | 200m: | 2:24.46 | 1:15.09 | 600m: | 7:29.76 | 1:15.97 | 1000m: | 12:35.96 | 1:16.32 | 1400m: | 17:46.29 | 1:16.68 |
| | 300m: | 3:41.00 | 1:16.54 | 700m: | 8:46.29 | 1:16.53 | 1100m: | 13:53.47 | 1:17.51 | 1500m: | 19:00.91 | 1:14.62 |
| | 400m: | 4:58.07 | 1:17.07 | 800m: | 10:02.43 | 1:16.14 | 1200m: | 15:11.59 | 1:18.12 | | | |
| 5. | HARTMANN Luisa | | 04 | SC Neustadt/Weinstr. | | | | | | 19:10.08 | 521 | |
| | 100m: | 1:10.44 | 1:10.44 | 500m: | 6:15.72 | 1:17.31 | 900m: | 11:25.10 | 1:17.36 | 1300m: | 16:36.74 | 1:17.82 |
| | 200m: | 2:26.39 | 1:15.95 | 600m: | 7:33.26 | 1:17.54 | 1000m: | 12:42.97 | 1:17.87 | 1400m: | 17:55.05 | 1:18.31 |
| | 300m: | 3:42.38 | 1:15.99 | 700m: | 8:50.38 | 1:17.12 | 1100m: | 14:01.21 | 1:18.24 | 1500m: | 19:10.08 | 1:15.03 |
| | 400m: | 4:58.41 | 1:16.03 | 800m: | 10:07.74 | 1:17.36 | 1200m: | 15:18.92 | 1:17.71 | | | |
| 6. | FORSON Zaira | | 05 | Ghana Swimming | | | | | | 19:46.05 | 475 | |
| | 100m: | 1:11.73 | 1:11.73 | 500m: | 6:30.48 | 1:19.77 | 900m: | 11:49.60 | 1:19.61 | 1300m: | 17:10.00 | 1:20.30 |
| | 200m: | 2:31.32 | 1:19.59 | 600m: | 7:50.48 | 1:20.00 | 1000m: | 13:09.25 | 1:19.65 | 1400m: | 18:29.73 | 1:19.73 |
| | 300m: | 3:50.82 | 1:19.50 | 700m: | 9:10.03 | 1:19.55 | 1100m: | 14:29.50 | 1:20.25 | 1500m: | 19:46.05 | 1:16.32 |
| | 400m: | 5:10.71 | 1:19.89 | 800m: | 10:29.99 | 1:19.96 | 1200m: | 15:49.70 | 1:20.20 | | | |





Fédération Luxembourgeoise
de Natation et de Sauvetage

LUXEMBOURG

LET'S MAKE IT HAPPEN

21st Luxembourg Euro Meet 2019
Luxembourg, 25th - 27th January 2019

Event 24 Men, 800m Freestyle 2004 and older
26.01.2019 - 13:14 sponsored by: Malmsten Results


| | | | | | | |
|-----------------|---------|-------------------|-----|----------------|--|------------|
| Meet Record | 7:44.66 | TO BE ESTABLISHED | | | | |
| World Record | 7:32.12 | ZHANG Lin | CHN | Rome (ITA) | | 29.07.2009 |
| European Record | 7:40.77 | DETTI Gabriele | ITA | Budapest (HUN) | | 26.07.2017 |

Open 19 +: 8:57.39 / Junior 17 - 18: 9:18.90 / Youth 15 - 16: 9:34.70

Points: FINA 2018

| Rank | | | YB | | | | | Time | Pts | |
|------|-------------------------|-----------------|-------|----------------------------|---------|-------|---------|----------------|-------|-----------------|
| Open | | | | | | | | | | |
| 1. | FROLOV Sergiy | | 92 | Energy Standard | | | | 8:01.07 | 830 | |
| | 100m: | 59.08 59.08 | 300m: | 3:02.11 | 1:01.27 | 500m: | 5:03.66 | 1:00.48 | 700m: | 7:03.09 59.72 |
| | 200m: | 2:00.84 1:01.76 | 400m: | 4:03.18 | 1:01.07 | 600m: | 6:03.37 | 59.71 | 800m: | 8:01.07 57.98 |
| 2. | MAKSUMOV Ernest | | 97 | Moscow Club | | | | 8:02.81 | 821 | |
| | 100m: | 59.13 59.13 | 300m: | 3:02.28 | 1:01.37 | 500m: | 5:04.07 | 1:00.64 | 700m: | 7:04.44 1:00.23 |
| | 200m: | 2:00.91 1:01.78 | 400m: | 4:03.43 | 1:01.15 | 600m: | 6:04.21 | 1:00.14 | 800m: | 8:02.81 58.37 |
| 3. | VERRASZTO David | | 88 | Team Hungary | | | | 8:14.54 | 764 | |
| | 100m: | 58.76 58.76 | 300m: | 3:03.13 | 1:02.15 | 500m: | 5:07.26 | 1:02.32 | 700m: | 7:13.68 1:03.28 |
| | 200m: | 2:00.98 1:02.22 | 400m: | 4:04.94 | 1:01.81 | 600m: | 6:10.40 | 1:03.14 | 800m: | 8:14.54 1:00.86 |
| 4. | GIOVANNONI Ivan | | 02 | Tiro a Volo Nuoto | | | | 8:14.79 | 762 | |
| | 100m: | 59.65 59.65 | 300m: | 3:06.18 | 1:03.24 | 500m: | 5:10.69 | 1:02.03 | 700m: | 7:15.46 1:01.98 |
| | 200m: | 2:02.94 1:03.29 | 400m: | 4:08.66 | 1:02.48 | 600m: | 6:13.48 | 1:02.79 | 800m: | 8:14.79 59.33 |
| 5. | SCHMIDT Danny | | 01 | Hessischer Schwimm-Verband | | | | 8:16.37 | 755 | |
| | 100m: | 1:00.09 1:00.09 | 300m: | 3:05.14 | 1:02.51 | 500m: | 5:09.66 | 1:02.42 | 700m: | 7:15.32 1:02.89 |
| | 200m: | 2:02.63 1:02.54 | 400m: | 4:07.24 | 1:02.10 | 600m: | 6:12.43 | 1:02.77 | 800m: | 8:16.37 1:01.05 |
| 6. | MATTENET Emilien | | 00 | Charleville Mezieres | | | | 8:17.94 | 748 | |
| | 100m: | 59.42 59.42 | 300m: | 3:03.84 | 1:02.53 | 500m: | 5:09.86 | 1:03.07 | 700m: | 7:17.07 1:03.57 |
| | 200m: | 2:01.31 1:01.89 | 400m: | 4:06.79 | 1:02.95 | 600m: | 6:13.50 | 1:03.64 | 800m: | 8:17.94 1:00.87 |
| 7. | ANDERSEN Christoffer H. | | 02 | Denmark Junior | | | | 8:23.08 | 725 | |
| | 100m: | 59.45 59.45 | 300m: | 3:07.05 | 1:03.96 | 500m: | 5:13.52 | 1:02.48 | 700m: | 7:20.81 1:03.84 |
| | 200m: | 2:03.09 1:03.64 | 400m: | 4:11.04 | 1:03.99 | 600m: | 6:16.97 | 1:03.45 | 800m: | 8:23.08 1:02.27 |
| 8. | KANTZENBACH Jon | | 02 | Hessischer Schwimm-Verband | | | | 8:27.16 | 708 | |
| | 100m: | 1:00.77 1:00.77 | 300m: | 3:09.14 | 1:04.20 | 500m: | 5:17.08 | 1:03.87 | 700m: | 7:25.23 1:04.21 |
| | 200m: | 2:04.94 1:04.17 | 400m: | 4:13.21 | 1:04.07 | 600m: | 6:21.02 | 1:03.94 | 800m: | 8:27.16 1:01.93 |
| 9. | WILLIAMS Joshua | | 02 | Swim Wales | | | | 8:28.50 | 702 | |
| | 100m: | 59.21 59.21 | 300m: | 3:07.23 | 1:04.25 | 500m: | 5:15.51 | 1:03.81 | 700m: | 7:25.64 1:05.23 |
| | 200m: | 2:02.98 1:03.77 | 400m: | 4:11.70 | 1:04.47 | 600m: | 6:20.41 | 1:04.90 | 800m: | 8:28.50 1:02.86 |
| 10. | BETH Silas | | 03 | SG Bad Schwartau | | | | 8:28.59 | 702 | |
| | 100m: | 1:00.17 1:00.17 | 300m: | 3:08.44 | 1:04.24 | 500m: | 5:17.42 | 1:04.62 | 700m: | 7:26.57 1:04.63 |
| | 200m: | 2:04.20 1:04.03 | 400m: | 4:12.80 | 1:04.36 | 600m: | 6:21.94 | 1:04.52 | 800m: | 8:28.59 1:02.02 |
| 11. | SCHMIDT Aaron | | 00 | SG Neuss | | | | 8:28.85 | 701 | |
| | 100m: | 59.20 59.20 | 300m: | 3:04.92 | 1:03.37 | 500m: | 5:14.96 | 1:05.33 | 700m: | 7:26.29 1:05.37 |
| | 200m: | 2:01.55 1:02.35 | 400m: | 4:09.63 | 1:04.71 | 600m: | 6:20.92 | 1:05.96 | 800m: | 8:28.85 1:02.56 |
| 12. | KRASNIQI Arti | | 99 | Swim-Team Elmshorn | | | | 8:31.08 | 692 | |
| | 100m: | 57.52 57.52 | 300m: | 3:04.83 | 1:03.84 | 500m: | 5:14.90 | 1:05.82 | 700m: | 7:27.46 1:06.60 |
| | 200m: | 2:00.99 1:03.47 | 400m: | 4:09.08 | 1:04.25 | 600m: | 6:20.86 | 1:05.96 | 800m: | 8:31.08 1:03.62 |
| 13. | HERRMANN Tom | | 00 | SG Neuss | | | | 8:33.65 | 681 | |
| | 100m: | 59.88 59.88 | 300m: | 3:09.10 | 1:04.80 | 500m: | 5:19.08 | 1:04.72 | 700m: | 7:29.57 1:05.46 |
| | 200m: | 2:04.30 1:04.42 | 400m: | 4:14.36 | 1:05.26 | 600m: | 6:24.11 | 1:05.03 | 800m: | 8:33.65 1:04.08 |





Fédération Luxembourgeoise
de Natation et de Sauvetage

LUXEMBOURG


LET'S MAKE IT HAPPEN

21st Luxembourg Euro Meet 2019
Luxembourg, 25th - 27th January 2019

Event 24, Men, 800m Freestyle, Open

| Rank | | | YB | | | Time | | | Pts | | | |
|------|----------------------|---------|---------|----------------------------------|---------|----------------|-------|---------|---------|-------|---------|---------|
| 14. | STUPIN Maxim | | 00 | Moscow Club | | 8:34.77 | | | 677 | | | |
| | 100m: | 1:00.63 | 1:00.63 | 300m: | 3:09.55 | 1:04.61 | 500m: | 5:19.83 | 1:05.26 | 700m: | 7:31.09 | 1:05.59 |
| | 200m: | 2:04.94 | 1:04.31 | 400m: | 4:14.57 | 1:05.02 | 600m: | 6:25.50 | 1:05.67 | 800m: | 8:34.77 | 1:03.68 |
| 15. | JANSEN Thomas | | 01 | KNZB-OC | | 8:34.99 | | | 676 | | | |
| | 100m: | 1:00.16 | 1:00.16 | 300m: | 3:09.06 | 1:04.62 | 500m: | 5:19.60 | 1:05.17 | 700m: | 7:30.69 | 1:05.50 |
| | 200m: | 2:04.44 | 1:04.28 | 400m: | 4:14.43 | 1:05.37 | 600m: | 6:25.19 | 1:05.59 | 800m: | 8:34.99 | 1:04.30 |
| 16. | DUDAS Daniel | | 94 | Iron Swim | | 8:40.44 | | | 655 | | | |
| | 100m: | 1:00.58 | 1:00.58 | 300m: | 3:10.76 | 1:05.84 | 500m: | 5:23.83 | 1:06.45 | 700m: | 7:36.12 | 1:05.84 |
| | 200m: | 2:04.92 | 1:04.34 | 400m: | 4:17.38 | 1:06.62 | 600m: | 6:30.28 | 1:06.45 | 800m: | 8:40.44 | 1:04.32 |
| 17. | BEAMER Thomas | | 02 | Swim England East Midlands | | 8:42.60 | | | 647 | | | |
| | 100m: | 1:01.15 | 1:01.15 | 300m: | 3:11.88 | 1:05.72 | 500m: | 5:23.60 | 1:05.80 | 700m: | 7:37.09 | 1:06.87 |
| | 200m: | 2:06.16 | 1:05.01 | 400m: | 4:17.80 | 1:05.92 | 600m: | 6:30.22 | 1:06.62 | 800m: | 8:42.60 | 1:05.51 |
| 18. | KOCH Jonas | | 00 | SG Neuss | | 8:42.84 | | | 646 | | | |
| | 100m: | 1:00.15 | 1:00.15 | 300m: | 3:11.19 | 1:05.84 | 500m: | 5:24.39 | 1:06.67 | 700m: | 7:37.81 | 1:06.43 |
| | 200m: | 2:05.35 | 1:05.20 | 400m: | 4:17.72 | 1:06.53 | 600m: | 6:31.38 | 1:06.99 | 800m: | 8:42.84 | 1:05.03 |
| 19. | MAROTTA Daniel | | 01 | Swim Wales | | 8:43.13 | | | 645 | | | |
| | 100m: | 1:00.45 | 1:00.45 | 300m: | 3:09.20 | 1:04.64 | 500m: | 5:22.48 | 1:07.15 | 700m: | 7:38.12 | 1:07.80 |
| | 200m: | 2:04.56 | 1:04.11 | 400m: | 4:15.33 | 1:06.13 | 600m: | 6:30.32 | 1:07.84 | 800m: | 8:43.13 | 1:05.01 |
| 20. | RUBASHNYI Alexander | | 01 | Youth of Moscow | | 8:48.91 | | | 624 | | | |
| | 100m: | 1:02.82 | 1:02.82 | 300m: | 3:15.61 | 1:06.84 | 500m: | 5:30.24 | 1:07.26 | 700m: | 7:44.50 | 1:06.84 |
| | 200m: | 2:08.77 | 1:05.95 | 400m: | 4:22.98 | 1:07.37 | 600m: | 6:37.66 | 1:07.42 | 800m: | 8:48.91 | 1:04.41 |
| 21. | WERNER Nick | | 01 | SSG Saar Max Ritter | | 8:49.33 | | | 623 | | | |
| | 100m: | 1:03.32 | 1:03.32 | 300m: | 3:16.39 | 1:06.84 | 500m: | 5:30.25 | 1:06.98 | 700m: | 7:44.48 | 1:07.22 |
| | 200m: | 2:09.55 | 1:06.23 | 400m: | 4:23.27 | 1:06.88 | 600m: | 6:37.26 | 1:07.01 | 800m: | 8:49.33 | 1:04.85 |
| 22. | OLSSON Melker | | 00 | Team West | | 8:53.03 | | | 610 | | | |
| | 100m: | 1:00.83 | 1:00.83 | 300m: | 3:12.50 | 1:06.32 | 500m: | 5:27.86 | 1:07.88 | 700m: | 7:45.17 | 1:08.54 |
| | 200m: | 2:06.18 | 1:05.35 | 400m: | 4:19.98 | 1:07.48 | 600m: | 6:36.63 | 1:08.77 | 800m: | 8:53.03 | 1:07.86 |
| 23. | HEIDENREICH Tim | | 01 | Dresdner Delphine e.V. | | 8:53.87 | | | 607 | | | |
| | 100m: | 1:02.71 | 1:02.71 | 300m: | 3:16.91 | 1:07.56 | 500m: | 5:32.95 | 1:08.03 | 700m: | 7:49.30 | 1:08.12 |
| | 200m: | 2:09.35 | 1:06.64 | 400m: | 4:24.92 | 1:08.01 | 600m: | 6:41.18 | 1:08.23 | 800m: | 8:53.87 | 1:04.57 |
| 24. | HENRIONNET Tom | | 04 | CD54 Natation | | 8:54.25 | | | 606 | | | |
| | 100m: | 1:03.57 | 1:03.57 | 300m: | 3:18.67 | 1:07.38 | 500m: | 5:32.95 | 1:06.76 | 700m: | 7:48.31 | 1:07.81 |
| | 200m: | 2:11.29 | 1:07.72 | 400m: | 4:26.19 | 1:07.52 | 600m: | 6:40.50 | 1:07.55 | 800m: | 8:54.25 | 1:05.94 |
| 25. | GDANIEC Hubert | | 04 | Plymouth Leander SC | | 8:58.70 | | | 591 | | | |
| | 100m: | 1:03.79 | 1:03.79 | 300m: | 3:20.77 | 1:08.49 | 500m: | 5:37.42 | 1:08.22 | 700m: | 7:54.20 | 1:08.30 |
| | 200m: | 2:12.28 | 1:08.49 | 400m: | 4:29.20 | 1:08.43 | 600m: | 6:45.90 | 1:08.48 | 800m: | 8:58.70 | 1:04.50 |
| 26. | MASCARENHAS Henrique | | 01 | Plymouth Leander SC | | 9:00.65 | | | 584 | | | |
| | 100m: | 1:03.65 | 1:03.65 | 300m: | 3:20.94 | 1:08.66 | 500m: | 5:37.67 | 1:08.28 | 700m: | 7:55.08 | 1:08.46 |
| | 200m: | 2:12.28 | 1:08.63 | 400m: | 4:29.39 | 1:08.45 | 600m: | 6:46.62 | 1:08.95 | 800m: | 9:00.65 | 1:05.57 |
| 27. | BECKERS Felix | | 01 | Fed. Luxembourgeoise de Natation | | 9:04.70 | | | 571 | | | |
| | 100m: | 1:03.00 | 1:03.00 | 300m: | 3:19.77 | 1:08.72 | 500m: | 5:38.69 | 1:09.49 | 700m: | 7:57.88 | 1:09.43 |
| | 200m: | 2:11.05 | 1:08.05 | 400m: | 4:29.20 | 1:09.43 | 600m: | 6:48.45 | 1:09.76 | 800m: | 9:04.70 | 1:06.82 |
| 28. | PAZDUR Dorian | | 03 | CD54 Natation | | 9:06.34 | | | 566 | | | |
| | 100m: | 1:02.38 | 1:02.38 | 300m: | 3:20.38 | 1:09.54 | 500m: | 5:40.61 | 1:10.23 | 700m: | 7:59.75 | 1:09.55 |
| | 200m: | 2:10.84 | 1:08.46 | 400m: | 4:30.38 | 1:10.00 | 600m: | 6:50.20 | 1:09.59 | 800m: | 9:06.34 | 1:06.59 |





Fédération Luxembourgeoise
de Natation et de Sauvetage

LUXEMBOURG

LET'S MAKE IT HAPPEN

21st Luxembourg Euro Meet 2019
Luxembourg, 25th - 27th January 2019


Event 24, Men, 800m Freestyle, Open

| Rank | | | YB | | | | | Time | Pts |
|------|--------------------|---------|---------|---------------------|---------|---------|-------|----------------|---------|
| 29. | PIERRON Gauthier | | 04 | CD54 Natation | | | | 9:06.89 | 565 |
| | 100m: | 1:03.26 | 1:03.26 | 300m: | 3:21.10 | 1:09.62 | 500m: | 5:40.21 | 1:09.23 |
| | 200m: | 2:11.48 | 1:08.22 | 400m: | 4:30.98 | 1:09.88 | 600m: | 6:49.97 | 1:09.76 |
| | | | | 700m: | 7:59.65 | 1:09.68 | 800m: | 9:06.89 | 1:07.24 |
| 30. | GANSS Julius | | 02 | SV Nikar Heidelberg | | | | 9:07.63 | 562 |
| | 100m: | 1:03.88 | 1:03.88 | 300m: | 3:22.14 | 1:09.67 | 500m: | 5:41.97 | 1:10.04 |
| | 200m: | 2:12.47 | 1:08.59 | 400m: | 4:31.93 | 1:09.79 | 600m: | 6:51.65 | 1:09.68 |
| | | | | 700m: | 8:00.94 | 1:09.29 | 800m: | 9:07.63 | 1:06.69 |
| 31. | VAN AGGELEN Tobias | | 04 | SG Neuss | | | | 9:09.55 | 556 |
| | 100m: | 1:02.79 | 1:02.79 | 300m: | 3:20.90 | 1:09.63 | 500m: | 5:42.13 | 1:10.87 |
| | 200m: | 2:11.27 | 1:08.48 | 400m: | 4:31.26 | 1:10.36 | 600m: | 6:52.42 | 1:10.29 |
| | | | | 700m: | 8:02.11 | 1:09.69 | 800m: | 9:09.55 | 1:07.44 |
| 32. | VAN AGGELEN Daniel | | 01 | SG Neuss | | | | 9:11.80 | 550 |
| | 100m: | 1:01.28 | 1:01.28 | 300m: | 3:18.08 | 1:09.05 | 500m: | 5:38.38 | 1:10.41 |
| | 200m: | 2:09.03 | 1:07.75 | 400m: | 4:27.97 | 1:09.89 | 600m: | 6:49.77 | 1:11.39 |
| | | | | 700m: | 8:01.43 | 1:11.66 | 800m: | 9:11.80 | 1:10.37 |
| 33. | CAPEL Theo | | 04 | ASPTT Limoges | | | | 9:13.71 | 544 |
| | 100m: | 1:04.34 | 1:04.34 | 300m: | 3:24.68 | 1:10.64 | 500m: | 5:45.44 | 1:09.65 |
| | 200m: | 2:14.04 | 1:09.70 | 400m: | 4:35.79 | 1:11.11 | 600m: | 6:56.39 | 1:10.95 |
| | | | | 700m: | 8:06.07 | 1:09.68 | 800m: | 9:13.71 | 1:07.64 |
| 34. | PLASCHKE Lennart | | 01 | SC Wiesbaden 1911 | | | | 9:18.16 | 531 |
| | 100m: | 1:05.31 | 1:05.31 | 300m: | 3:24.36 | 1:10.19 | 500m: | 5:45.88 | 1:10.63 |
| | 200m: | 2:14.17 | 1:08.86 | 400m: | 4:35.25 | 1:10.89 | 600m: | 6:56.60 | 1:10.72 |
| | | | | 700m: | 8:08.16 | 1:11.56 | 800m: | 9:18.16 | 1:10.00 |
| 35. | KAMINSKI Karl | | 03 | SSF Bonn | | | | 9:20.50 | 524 |
| | 100m: | 1:03.82 | 1:03.82 | 300m: | 3:24.08 | 1:10.78 | 500m: | 5:47.21 | 1:11.09 |
| | 200m: | 2:13.30 | 1:09.48 | 400m: | 4:36.12 | 1:12.04 | 600m: | 6:58.90 | 1:11.69 |
| | | | | 700m: | 8:10.19 | 1:11.29 | 800m: | 9:20.50 | 1:10.31 |
| 36. | ADILGEREYEV Adil | | 02 | Dostyk Aktobe | | | | 9:22.09 | 520 * |
| | 100m: | 1:03.45 | 1:03.45 | 300m: | 3:24.85 | 1:11.17 | 500m: | 5:49.71 | 1:12.37 |
| | 200m: | 2:13.68 | 1:10.23 | 400m: | 4:37.34 | 1:12.49 | 600m: | 7:01.90 | 1:12.19 |
| | | | | 700m: | 8:13.49 | 1:11.59 | 800m: | 9:22.09 | 1:08.60 |
| DNS | ALESSANDRI Iacopo | | 02 | Dimensione Nuoto | | | | | |
| DNS | ZLATIC Lazar | | 94 | Iron Swim | | | | | |
| WDR | EL-KAMASH Marwan | | 93 | Energy Standard | | | | | |

Junior

| | | | | | | | | | |
|----|-------------------------|---------|---------|----------------------------|---------|---------|-------|----------------|---------|
| 1. | GIOVANNONI Ivan | | 02 | Tiro a Volo Nuoto | | | | 8:14.79 | 762 |
| | 100m: | 59.65 | 59.65 | 300m: | 3:06.18 | 1:03.24 | 500m: | 5:10.69 | 1:02.03 |
| | 200m: | 2:02.94 | 1:03.29 | 400m: | 4:08.66 | 1:02.48 | 600m: | 6:13.48 | 1:02.79 |
| | | | | 700m: | 7:15.46 | 1:01.98 | 800m: | 8:14.79 | 59.33 |
| 2. | SCHMIDT Danny | | 01 | Hessischer Schwimm-Verband | | | | 8:16.37 | 755 |
| | 100m: | 1:00.09 | 1:00.09 | 300m: | 3:05.14 | 1:02.51 | 500m: | 5:09.66 | 1:02.42 |
| | 200m: | 2:02.63 | 1:02.54 | 400m: | 4:07.24 | 1:02.10 | 600m: | 6:12.43 | 1:02.77 |
| | | | | 700m: | 7:15.32 | 1:02.89 | 800m: | 8:16.37 | 1:01.05 |
| 3. | ANDERSEN Christoffer H. | | 02 | Denmark Junior | | | | 8:23.08 | 725 |
| | 100m: | 59.45 | 59.45 | 300m: | 3:07.05 | 1:03.96 | 500m: | 5:13.52 | 1:02.48 |
| | 200m: | 2:03.09 | 1:03.64 | 400m: | 4:11.04 | 1:03.99 | 600m: | 6:16.97 | 1:03.45 |
| | | | | 700m: | 7:20.81 | 1:03.84 | 800m: | 8:23.08 | 1:02.27 |
| 4. | KANTZENBACH Jon | | 02 | Hessischer Schwimm-Verband | | | | 8:27.16 | 708 |
| | 100m: | 1:00.77 | 1:00.77 | 300m: | 3:09.14 | 1:04.20 | 500m: | 5:17.08 | 1:03.87 |
| | 200m: | 2:04.94 | 1:04.17 | 400m: | 4:13.21 | 1:04.07 | 600m: | 6:21.02 | 1:03.94 |
| | | | | 700m: | 7:25.23 | 1:04.21 | 800m: | 8:27.16 | 1:01.93 |
| 5. | WILLIAMS Joshua | | 02 | Swim Wales | | | | 8:28.50 | 702 |
| | 100m: | 59.21 | 59.21 | 300m: | 3:07.23 | 1:04.25 | 500m: | 5:15.51 | 1:03.81 |
| | 200m: | 2:02.98 | 1:03.77 | 400m: | 4:11.70 | 1:04.47 | 600m: | 6:20.41 | 1:04.90 |
| | | | | 700m: | 7:25.64 | 1:05.23 | 800m: | 8:28.50 | 1:02.86 |
| 6. | JANSEN Thomas | | 01 | KNZB-OC | | | | 8:34.99 | 676 |
| | 100m: | 1:00.16 | 1:00.16 | 300m: | 3:09.06 | 1:04.62 | 500m: | 5:19.60 | 1:05.17 |
| | 200m: | 2:04.44 | 1:04.28 | 400m: | 4:14.43 | 1:05.37 | 600m: | 6:25.19 | 1:05.59 |
| | | | | 700m: | 7:30.69 | 1:05.50 | 800m: | 8:34.99 | 1:04.30 |





Fédération Luxembourgeoise
de Natation et de Sauvetage

LUXEMBOURG

LET'S MAKE IT HAPPEN

21st Luxembourg Euro Meet 2019
Luxembourg, 25th - 27th January 2019


Event 24, Boys, 800m Freestyle, Junior

| Rank | | | YB | | | Time | | | Pts | | | |
|------|----------------------|---------|---------|----------------------------------|---------|----------------|-------|---------|---------|-------|---------|---------|
| 7. | BEAMER Thomas | | 02 | Swim England East Midlands | | 8:42.60 | | | 647 | | | |
| | 100m: | 1:01.15 | 1:01.15 | 300m: | 3:11.88 | 1:05.72 | 500m: | 5:23.60 | 1:05.80 | 700m: | 7:37.09 | 1:06.87 |
| | 200m: | 2:06.16 | 1:05.01 | 400m: | 4:17.80 | 1:05.92 | 600m: | 6:30.22 | 1:06.62 | 800m: | 8:42.60 | 1:05.51 |
| 8. | MAROTTA Daniel | | 01 | Swim Wales | | 8:43.13 | | | 645 | | | |
| | 100m: | 1:00.45 | 1:00.45 | 300m: | 3:09.20 | 1:04.64 | 500m: | 5:22.48 | 1:07.15 | 700m: | 7:38.12 | 1:07.80 |
| | 200m: | 2:04.56 | 1:04.11 | 400m: | 4:15.33 | 1:06.13 | 600m: | 6:30.32 | 1:07.84 | 800m: | 8:43.13 | 1:05.01 |
| 9. | RUBASHNYI Alexander | | 01 | Youth of Moscow | | 8:48.91 | | | 624 | | | |
| | 100m: | 1:02.82 | 1:02.82 | 300m: | 3:15.61 | 1:06.84 | 500m: | 5:30.24 | 1:07.26 | 700m: | 7:44.50 | 1:06.84 |
| | 200m: | 2:08.77 | 1:05.95 | 400m: | 4:22.98 | 1:07.37 | 600m: | 6:37.66 | 1:07.42 | 800m: | 8:48.91 | 1:04.41 |
| 10. | WERNER Nick | | 01 | SSG Saar Max Ritter | | 8:49.33 | | | 623 | | | |
| | 100m: | 1:03.32 | 1:03.32 | 300m: | 3:16.39 | 1:06.84 | 500m: | 5:30.25 | 1:06.98 | 700m: | 7:44.48 | 1:07.22 |
| | 200m: | 2:09.55 | 1:06.23 | 400m: | 4:23.27 | 1:06.88 | 600m: | 6:37.26 | 1:07.01 | 800m: | 8:49.33 | 1:04.85 |
| 11. | HEIDENREICH Tim | | 01 | Dresdner Delphine e.V. | | 8:53.87 | | | 607 | | | |
| | 100m: | 1:02.71 | 1:02.71 | 300m: | 3:16.91 | 1:07.56 | 500m: | 5:32.95 | 1:08.03 | 700m: | 7:49.30 | 1:08.12 |
| | 200m: | 2:09.35 | 1:06.64 | 400m: | 4:24.92 | 1:08.01 | 600m: | 6:41.18 | 1:08.23 | 800m: | 8:53.87 | 1:04.57 |
| 12. | MASCARENHAS Henrique | | 01 | Plymouth Leander SC | | 9:00.65 | | | 584 | | | |
| | 100m: | 1:03.65 | 1:03.65 | 300m: | 3:20.94 | 1:08.66 | 500m: | 5:37.67 | 1:08.28 | 700m: | 7:55.08 | 1:08.46 |
| | 200m: | 2:12.28 | 1:08.63 | 400m: | 4:29.39 | 1:08.45 | 600m: | 6:46.62 | 1:08.95 | 800m: | 9:00.65 | 1:05.57 |
| 13. | BECKERS Felix | | 01 | Fed. Luxembourgeoise de Natation | | 9:04.70 | | | 571 | | | |
| | 100m: | 1:03.00 | 1:03.00 | 300m: | 3:19.77 | 1:08.72 | 500m: | 5:38.69 | 1:09.49 | 700m: | 7:57.88 | 1:09.43 |
| | 200m: | 2:11.05 | 1:08.05 | 400m: | 4:29.20 | 1:09.43 | 600m: | 6:48.45 | 1:09.76 | 800m: | 9:04.70 | 1:06.82 |
| 14. | GANSS Julius | | 02 | SV Nikar Heidelberg | | 9:07.63 | | | 562 | | | |
| | 100m: | 1:03.88 | 1:03.88 | 300m: | 3:22.14 | 1:09.67 | 500m: | 5:41.97 | 1:10.04 | 700m: | 8:00.94 | 1:09.29 |
| | 200m: | 2:12.47 | 1:08.59 | 400m: | 4:31.93 | 1:09.79 | 600m: | 6:51.65 | 1:09.68 | 800m: | 9:07.63 | 1:06.69 |
| 15. | VAN AGGELEN Daniel | | 01 | SG Neuss | | 9:11.80 | | | 550 | | | |
| | 100m: | 1:01.28 | 1:01.28 | 300m: | 3:18.08 | 1:09.05 | 500m: | 5:38.38 | 1:10.41 | 700m: | 8:01.43 | 1:11.66 |
| | 200m: | 2:09.03 | 1:07.75 | 400m: | 4:27.97 | 1:09.89 | 600m: | 6:49.77 | 1:11.39 | 800m: | 9:11.80 | 1:10.37 |
| 16. | PLASCHKE Lennart | | 01 | SC Wiesbaden 1911 | | 9:18.16 | | | 531 | | | |
| | 100m: | 1:05.31 | 1:05.31 | 300m: | 3:24.36 | 1:10.19 | 500m: | 5:45.88 | 1:10.63 | 700m: | 8:08.16 | 1:11.56 |
| | 200m: | 2:14.17 | 1:08.86 | 400m: | 4:35.25 | 1:10.89 | 600m: | 6:56.60 | 1:10.72 | 800m: | 9:18.16 | 1:10.00 |
| 17. | ADILGEREYEV Adil | | 02 | Dostyk Aktobe | | 9:22.09 | | | 520 * | | | |
| | 100m: | 1:03.45 | 1:03.45 | 300m: | 3:24.85 | 1:11.17 | 500m: | 5:49.71 | 1:12.37 | 700m: | 8:13.49 | 1:11.59 |
| | 200m: | 2:13.68 | 1:10.23 | 400m: | 4:37.34 | 1:12.49 | 600m: | 7:01.90 | 1:12.19 | 800m: | 9:22.09 | 1:08.60 |
| DNS | ALESSANDRI Iacopo | | 02 | Dimensione Nuoto | | | | | | | | |

Youth

| | | | | | | | | | | | | |
|----|----------------|---------|---------|---------------------|---------|----------------|-------|---------|---------|-------|---------|---------|
| 1. | BETH Silas | | 03 | SG Bad Schwartau | | 8:28.59 | | | 702 | | | |
| | 100m: | 1:00.17 | 1:00.17 | 300m: | 3:08.44 | 1:04.24 | 500m: | 5:17.42 | 1:04.62 | 700m: | 7:26.57 | 1:04.63 |
| | 200m: | 2:04.20 | 1:04.03 | 400m: | 4:12.80 | 1:04.36 | 600m: | 6:21.94 | 1:04.52 | 800m: | 8:28.59 | 1:02.02 |
| 2. | HENRIONNET Tom | | 04 | CD54 Natation | | 8:54.25 | | | 606 | | | |
| | 100m: | 1:03.57 | 1:03.57 | 300m: | 3:18.67 | 1:07.38 | 500m: | 5:32.95 | 1:06.76 | 700m: | 7:48.31 | 1:07.81 |
| | 200m: | 2:11.29 | 1:07.72 | 400m: | 4:26.19 | 1:07.52 | 600m: | 6:40.50 | 1:07.55 | 800m: | 8:54.25 | 1:05.94 |
| 3. | GDANIEC Hubert | | 04 | Plymouth Leander SC | | 8:58.70 | | | 591 | | | |
| | 100m: | 1:03.79 | 1:03.79 | 300m: | 3:20.77 | 1:08.49 | 500m: | 5:37.42 | 1:08.22 | 700m: | 7:54.20 | 1:08.30 |
| | 200m: | 2:12.28 | 1:08.49 | 400m: | 4:29.20 | 1:08.43 | 600m: | 6:45.90 | 1:08.48 | 800m: | 8:58.70 | 1:04.50 |





Fédération Luxembourgeoise
de Natation et de Sauvetage

LUXEMBOURG

LET'S MAKE IT HAPPEN

21st Luxembourg Euro Meet 2019
Luxembourg, 25th - 27th January 2019

Event 24, Boys, 800m Freestyle, Youth

| Rank | YB | | | | | | Time | Pts |
|------|--------------------|---------|---------------|---------|---------------|---------|----------------|------------|
| 4. | PAZDUR Dorian | | | | | | 9:06.34 | 566 |
| | 100m: 1:02.38 | 1:02.38 | 300m: 3:20.38 | 1:09.54 | 500m: 5:40.61 | 1:10.23 | 700m: 7:59.75 | 1:09.55 |
| | 200m: 2:10.84 | 1:08.46 | 400m: 4:30.38 | 1:10.00 | 600m: 6:50.20 | 1:09.59 | 800m: 9:06.34 | 1:06.59 |
| 5. | PIERRON Gauthier | | | | | | 9:06.89 | 565 |
| | 100m: 1:03.26 | 1:03.26 | 300m: 3:21.10 | 1:09.62 | 500m: 5:40.21 | 1:09.23 | 700m: 7:59.65 | 1:09.68 |
| | 200m: 2:11.48 | 1:08.22 | 400m: 4:30.98 | 1:09.88 | 600m: 6:49.97 | 1:09.76 | 800m: 9:06.89 | 1:07.24 |
| 6. | VAN AGGELEN Tobias | | | | | | 9:09.55 | 556 |
| | 100m: 1:02.79 | 1:02.79 | 300m: 3:20.90 | 1:09.63 | 500m: 5:42.13 | 1:10.87 | 700m: 8:02.11 | 1:09.69 |
| | 200m: 2:11.27 | 1:08.48 | 400m: 4:31.26 | 1:10.36 | 600m: 6:52.42 | 1:10.29 | 800m: 9:09.55 | 1:07.44 |
| 7. | CAPEL Theo | | | | | | 9:13.71 | 544 |
| | 100m: 1:04.34 | 1:04.34 | 300m: 3:24.68 | 1:10.64 | 500m: 5:45.44 | 1:09.65 | 700m: 8:06.07 | 1:09.68 |
| | 200m: 2:14.04 | 1:09.70 | 400m: 4:35.79 | 1:11.11 | 600m: 6:56.39 | 1:10.95 | 800m: 9:13.71 | 1:07.64 |
| 8. | KAMINSKI Karl | | | | | | 9:20.50 | 524 |
| | 100m: 1:03.82 | 1:03.82 | 300m: 3:24.08 | 1:10.78 | 500m: 5:47.21 | 1:11.09 | 700m: 8:10.19 | 1:11.29 |
| | 200m: 2:13.30 | 1:09.48 | 400m: 4:36.12 | 1:12.04 | 600m: 6:58.90 | 1:11.69 | 800m: 9:20.50 | 1:10.31 |





Fédération Luxembourgeoise
de Natation et de Sauvetage

LU XEMBOURG

LET'S MAKE IT HAPPEN

21st Luxembourg Euro Meet 2019
Luxembourg, 25th - 27th January 2019

4 - Saturday afternoon

26.01.2019 - 16:45

Event 123 Women, 1500m Freestyle 2005 and older
26.01.2019 - 17:30 sponsored by: Bureautique Linster Results


| | | | | | |
|-----------------|----------|-------------------|-----|--------------------|------------|
| Meet Record | 16:14.50 | TO BE ESTABLISHED | | | |
| World Record | 15:20.48 | LEDECKY Kathleen | USA | Indianapolis (USA) | 16.05.2018 |
| European Record | 15:38.88 | FRIIS Lotte | DEN | Barcelona (ESP) | 30.07.2013 |

Open 18 +: 18:44.00 / Junior 16 - 17: 19:28.95 / Youth 14 - 15: 20:02.30

Points: FINA 2018

| Rank | | | YB | | | Time | | | Pts |
|------|---------------------------|---------|---------------|----------------------------------|-----------------|-----------------|-----------------|---------|-----|
| Open | | | | | | | | | |
| 1. | HOLDEN Polly | | 99 | Nova Centurion SC | | 16:34.82 | | | 805 |
| | 100m: 1:03.80 | 1:03.80 | 500m: 5:29.10 | 1:06.41 | 900m: 9:55.38 | 1:06.65 | 1300m: 14:23.37 | 1:06.65 | |
| | 200m: 2:09.89 | 1:06.09 | 600m: 6:35.35 | 1:06.25 | 1000m: 11:02.37 | 1:06.99 | 1400m: 15:30.07 | 1:06.70 | |
| | 300m: 3:16.46 | 1:06.57 | 700m: 7:42.13 | 1:06.78 | 1100m: 12:09.44 | 1:07.07 | 1500m: 16:34.82 | 1:04.75 | |
| | 400m: 4:22.69 | 1:06.23 | 800m: 8:48.73 | 1:06.60 | 1200m: 13:16.72 | 1:07.28 | | | |
| 2. | GLENISTER Michaela | | 02 | Swim England East Midlands | | 16:48.49 | | | 772 |
| | 100m: 1:03.76 | 1:03.76 | 500m: 5:30.48 | 1:06.80 | 900m: 10:00.84 | 1:07.87 | 1300m: 14:33.52 | 1:08.36 | |
| | 200m: 2:10.23 | 1:06.47 | 600m: 6:37.93 | 1:07.45 | 1000m: 11:09.20 | 1:08.36 | 1400m: 15:41.26 | 1:07.74 | |
| | 300m: 3:16.86 | 1:06.63 | 700m: 7:45.39 | 1:07.46 | 1100m: 12:16.92 | 1:07.72 | 1500m: 16:48.49 | 1:07.23 | |
| | 400m: 4:23.68 | 1:06.82 | 800m: 8:52.97 | 1:07.58 | 1200m: 13:25.16 | 1:08.24 | | | |
| 3. | ERHART Samira Svea | | 99 | SC Wiesbaden 1911 | | 17:27.85 | | | 688 |
| | 100m: 1:03.84 | 1:03.84 | 500m: 5:43.12 | 1:10.16 | 900m: 10:26.80 | 1:10.35 | 1300m: 15:09.14 | 1:10.94 | |
| | 200m: 2:12.52 | 1:08.68 | 600m: 6:53.98 | 1:10.86 | 1000m: 11:37.71 | 1:10.91 | 1400m: 16:19.56 | 1:10.42 | |
| | 300m: 3:22.64 | 1:10.12 | 700m: 8:05.11 | 1:11.13 | 1100m: 12:47.78 | 1:10.07 | 1500m: 17:27.85 | 1:08.29 | |
| | 400m: 4:32.96 | 1:10.32 | 800m: 9:16.45 | 1:11.34 | 1200m: 13:58.20 | 1:10.42 | | | |
| 4. | CABON Lean | | 02 | FFN Ouest | | 17:40.83 | | | 663 |
| | 100m: 1:07.29 | 1:07.29 | 500m: 5:50.15 | 1:10.54 | 900m: 10:31.92 | 1:10.53 | 1300m: 15:18.70 | 1:12.04 | |
| | 200m: 2:17.63 | 1:10.34 | 600m: 7:00.37 | 1:10.22 | 1000m: 11:42.89 | 1:10.97 | 1400m: 16:30.57 | 1:11.87 | |
| | 300m: 3:28.71 | 1:11.08 | 700m: 8:10.62 | 1:10.25 | 1100m: 12:54.63 | 1:11.74 | 1500m: 17:40.83 | 1:10.26 | |
| | 400m: 4:39.61 | 1:10.90 | 800m: 9:21.39 | 1:10.77 | 1200m: 14:06.66 | 1:12.03 | | | |
| 5. | HANQUET Marion | | 01 | Team West | | 17:44.09 | | | 657 |
| | 100m: 1:05.70 | 1:05.70 | 500m: 5:48.22 | 1:10.53 | 900m: 10:33.18 | 1:12.11 | 1300m: 15:22.05 | 1:12.71 | |
| | 200m: 2:16.07 | 1:10.37 | 600m: 6:58.90 | 1:10.68 | 1000m: 11:44.87 | 1:11.69 | 1400m: 16:33.88 | 1:11.83 | |
| | 300m: 3:26.63 | 1:10.56 | 700m: 8:09.49 | 1:10.59 | 1100m: 12:56.76 | 1:11.89 | 1500m: 17:44.09 | 1:10.21 | |
| | 400m: 4:37.69 | 1:11.06 | 800m: 9:21.07 | 1:11.58 | 1200m: 14:09.34 | 1:12.58 | | | |
| 6. | JOMINET Lou | | 05 | Fed. Luxembourgeoise de Natation | | 17:45.92 | | | 654 |
| | 100m: 1:07.17 | 1:07.17 | 500m: 5:55.12 | 1:12.24 | 900m: 10:41.08 | 1:11.58 | 1300m: 15:26.82 | 1:11.63 | |
| | 200m: 2:19.10 | 1:11.93 | 600m: 7:06.95 | 1:11.83 | 1000m: 11:52.61 | 1:11.53 | 1400m: 16:38.22 | 1:11.40 | |
| | 300m: 3:31.09 | 1:11.99 | 700m: 8:18.09 | 1:11.14 | 1100m: 13:03.83 | 1:11.22 | 1500m: 17:45.92 | 1:07.70 | |
| | 400m: 4:42.88 | 1:11.79 | 800m: 9:29.50 | 1:11.41 | 1200m: 14:15.19 | 1:11.36 | | | |
| 7. | OLSSON Ellen | | 95 | SSG Saar Max Ritter | | 17:51.52 | | | 644 |
| | 100m: 1:08.65 | 1:08.65 | 500m: 5:54.72 | 1:11.46 | 900m: 10:39.74 | 1:11.02 | 1300m: 15:28.09 | 1:12.32 | |
| | 200m: 2:20.31 | 1:11.66 | 600m: 7:05.92 | 1:11.20 | 1000m: 11:51.63 | 1:11.89 | 1400m: 16:40.40 | 1:12.31 | |
| | 300m: 3:31.73 | 1:11.42 | 700m: 8:17.24 | 1:11.32 | 1100m: 13:03.53 | 1:11.90 | 1500m: 17:51.52 | 1:11.12 | |
| | 400m: 4:43.26 | 1:11.53 | 800m: 9:28.72 | 1:11.48 | 1200m: 14:15.77 | 1:12.24 | | | |
| 8. | HOFFMANN Theresa | | 01 | SG Wago | | 17:59.08 | | | 630 |
| | 100m: 1:05.65 | 1:05.65 | 500m: 5:54.01 | 1:12.53 | 900m: 10:42.88 | 1:12.12 | 1300m: 15:34.94 | 1:13.71 | |
| | 200m: 2:17.37 | 1:11.72 | 600m: 7:06.41 | 1:12.40 | 1000m: 11:55.74 | 1:12.86 | 1400m: 16:48.46 | 1:13.52 | |
| | 300m: 3:28.90 | 1:11.53 | 700m: 8:17.94 | 1:11.53 | 1100m: 13:08.50 | 1:12.76 | 1500m: 17:59.08 | 1:10.62 | |
| | 400m: 4:41.48 | 1:12.58 | 800m: 9:30.76 | 1:12.82 | 1200m: 14:21.23 | 1:12.73 | | | |





Fédération Luxembourgeoise
de Natation et de Sauvetage

LUXEMBOURG

LET'S MAKE IT HAPPEN

21st Luxembourg Euro Meet 2019
Luxembourg, 25th - 27th January 2019

Event 123, Women, 1500m Freestyle, Open

| Rank | | | YB | | | | | Time | Pts |
|------|--------------------|---------|----------------|----------------------|-----------------|---------|-----------------|-----------------|-----|
| 9. | DE ANGELIS Alessia | | 03 | Dimensione Nuoto | | | | 18:04.15 | 622 |
| | 100m: 1:06.09 | 1:06.09 | 500m: 5:53.84 | 1:11.82 | 900m: 10:44.31 | 1:13.23 | 1300m: 15:38.17 | 1:13.75 | |
| | 200m: 2:17.91 | 1:11.82 | 600m: 7:05.63 | 1:11.79 | 1000m: 11:57.55 | 1:13.24 | 1400m: 16:52.35 | 1:14.18 | |
| | 300m: 3:29.37 | 1:11.46 | 700m: 8:18.26 | 1:12.63 | 1100m: 13:10.69 | 1:13.14 | 1500m: 18:04.15 | 1:11.80 | |
| | 400m: 4:42.02 | 1:12.65 | 800m: 9:31.08 | 1:12.82 | 1200m: 14:24.42 | 1:13.73 | | | |
| 10. | TASZHANOVA Diana | | 04 | Dostyk Aktobe | | | | 18:12.34 | 608 |
| | 100m: 1:06.89 | 1:06.89 | 500m: 5:59.59 | 1:13.09 | 900m: 10:55.91 | 1:14.29 | 1300m: 15:48.91 | 1:14.68 | |
| | 200m: 2:19.46 | 1:12.57 | 600m: 7:13.16 | 1:13.57 | 1000m: 12:09.17 | 1:13.26 | 1400m: 17:02.96 | 1:14.05 | |
| | 300m: 3:33.05 | 1:13.59 | 700m: 8:27.94 | 1:14.78 | 1100m: 13:20.68 | 1:11.51 | 1500m: 18:12.34 | 1:09.38 | |
| | 400m: 4:46.50 | 1:13.45 | 800m: 9:41.62 | 1:13.68 | 1200m: 14:34.23 | 1:13.55 | | | |
| 11. | KUZNETCOVA Kseniia | | 03 | Youth of Moscow | | | | 18:22.34 | 591 |
| | 100m: 1:08.18 | 1:08.18 | 500m: 5:58.58 | 1:12.15 | 900m: 10:53.35 | 1:14.60 | 1300m: 15:53.85 | 1:15.31 | |
| | 200m: 2:21.30 | 1:13.12 | 600m: 7:11.42 | 1:12.84 | 1000m: 12:08.27 | 1:14.92 | 1400m: 17:10.23 | 1:16.38 | |
| | 300m: 3:33.96 | 1:12.66 | 700m: 8:24.84 | 1:13.42 | 1100m: 13:22.76 | 1:14.49 | 1500m: 18:22.34 | 1:12.11 | |
| | 400m: 4:46.43 | 1:12.47 | 800m: 9:38.75 | 1:13.91 | 1200m: 14:38.54 | 1:15.78 | | | |
| 12. | PELLEAU Ines | | 04 | FFN Ouest | | | | 18:37.50 | 568 |
| | 100m: 1:06.55 | 1:06.55 | 500m: 5:58.63 | 1:14.24 | 900m: 11:01.17 | 1:15.72 | 1300m: 16:06.81 | 1:17.16 | |
| | 200m: 2:17.75 | 1:11.20 | 600m: 7:13.50 | 1:14.87 | 1000m: 12:17.38 | 1:16.21 | 1400m: 17:23.71 | 1:16.90 | |
| | 300m: 3:30.71 | 1:12.96 | 700m: 8:29.26 | 1:15.76 | 1100m: 13:33.36 | 1:15.98 | 1500m: 18:37.50 | 1:13.79 | |
| | 400m: 4:44.39 | 1:13.68 | 800m: 9:45.45 | 1:16.19 | 1200m: 14:49.65 | 1:16.29 | | | |
| 13. | MEKHTOUB Jade | | 04 | CD54 Natation | | | | 19:00.91 | 533 |
| | 100m: 1:09.37 | 1:09.37 | 500m: 6:13.79 | 1:15.72 | 900m: 11:19.64 | 1:17.21 | 1300m: 16:29.61 | 1:18.02 | |
| | 200m: 2:24.46 | 1:15.09 | 600m: 7:29.76 | 1:15.97 | 1000m: 12:35.96 | 1:16.32 | 1400m: 17:46.29 | 1:16.68 | |
| | 300m: 3:41.00 | 1:16.54 | 700m: 8:46.29 | 1:16.53 | 1100m: 13:53.47 | 1:17.51 | 1500m: 19:00.91 | 1:14.62 | |
| | 400m: 4:58.07 | 1:17.07 | 800m: 10:02.43 | 1:16.14 | 1200m: 15:11.59 | 1:18.12 | | | |
| 14. | HARTMANN Luisa | | 04 | SC Neustadt/Weinstr. | | | | 19:10.08 | 521 |
| | 100m: 1:10.44 | 1:10.44 | 500m: 6:15.72 | 1:17.31 | 900m: 11:25.10 | 1:17.36 | 1300m: 16:36.74 | 1:17.82 | |
| | 200m: 2:26.39 | 1:15.95 | 600m: 7:33.26 | 1:17.54 | 1000m: 12:42.97 | 1:17.87 | 1400m: 17:55.05 | 1:18.31 | |
| | 300m: 3:42.38 | 1:15.99 | 700m: 8:50.38 | 1:17.12 | 1100m: 14:01.21 | 1:18.24 | 1500m: 19:10.08 | 1:15.03 | |
| | 400m: 4:58.41 | 1:16.03 | 800m: 10:07.74 | 1:17.36 | 1200m: 15:18.92 | 1:17.71 | | | |
| 15. | FORSON Zaira | | 05 | Ghana Swimming | | | | 19:46.05 | 475 |
| | 100m: 1:11.73 | 1:11.73 | 500m: 6:30.48 | 1:19.77 | 900m: 11:49.60 | 1:19.61 | 1300m: 17:10.00 | 1:20.30 | |
| | 200m: 2:31.32 | 1:19.59 | 600m: 7:50.48 | 1:20.00 | 1000m: 13:09.25 | 1:19.65 | 1400m: 18:29.73 | 1:19.73 | |
| | 300m: 3:50.82 | 1:19.50 | 700m: 9:10.03 | 1:19.55 | 1100m: 14:29.50 | 1:20.25 | 1500m: 19:46.05 | 1:16.32 | |
| | 400m: 5:10.71 | 1:19.89 | 800m: 10:29.99 | 1:19.96 | 1200m: 15:49.70 | 1:20.20 | | | |

WDR VAN DER MAST Marij 00 PSV

Junior

| | | | | | | | | | |
|----|--------------------|---------|---------------|----------------------------|-----------------|---------|-----------------|-----------------|-----|
| 1. | GLENISTER Michaela | | 02 | Swim England East Midlands | | | | 16:48.49 | 772 |
| | 100m: 1:03.76 | 1:03.76 | 500m: 5:30.48 | 1:06.80 | 900m: 10:00.84 | 1:07.87 | 1300m: 14:33.52 | 1:08.36 | |
| | 200m: 2:10.23 | 1:06.47 | 600m: 6:37.93 | 1:07.45 | 1000m: 11:09.20 | 1:08.36 | 1400m: 15:41.26 | 1:07.74 | |
| | 300m: 3:16.86 | 1:06.63 | 700m: 7:45.39 | 1:07.46 | 1100m: 12:16.92 | 1:07.72 | 1500m: 16:48.49 | 1:07.23 | |
| | 400m: 4:23.68 | 1:06.82 | 800m: 8:52.97 | 1:07.58 | 1200m: 13:25.16 | 1:08.24 | | | |
| 2. | CABON Lean | | 02 | FFN Ouest | | | | 17:40.83 | 663 |
| | 100m: 1:07.29 | 1:07.29 | 500m: 5:50.15 | 1:10.54 | 900m: 10:31.92 | 1:10.53 | 1300m: 15:18.70 | 1:12.04 | |
| | 200m: 2:17.63 | 1:10.34 | 600m: 7:00.37 | 1:10.22 | 1000m: 11:42.89 | 1:10.97 | 1400m: 16:30.57 | 1:11.87 | |
| | 300m: 3:28.71 | 1:11.08 | 700m: 8:10.62 | 1:10.25 | 1100m: 12:54.63 | 1:11.74 | 1500m: 17:40.83 | 1:10.26 | |
| | 400m: 4:39.61 | 1:10.90 | 800m: 9:21.39 | 1:10.77 | 1200m: 14:06.66 | 1:12.03 | | | |





Fédération Luxembourgeoise
de Natation et de Sauvetage

LUXEMBOURG

LET'S MAKE IT HAPPEN

21st Luxembourg Euro Meet 2019
Luxembourg, 25th - 27th January 2019


Event 123, Women, 1500m Freestyle, Junior

| Rank | | YB | | Time | Pts |
|------|-----------------------|-----------------------|-------------------------|-------------------------|-----|
| 3. | DE ANGELIS Alessia | 03 | Dimensione Nuoto | 18:04.15 | 622 |
| | 100m: 1:06.09 1:06.09 | 500m: 5:53.84 1:11.82 | 900m: 10:44.31 1:13.23 | 1300m: 15:38.17 1:13.75 | |
| | 200m: 2:17.91 1:11.82 | 600m: 7:05.63 1:11.79 | 1000m: 11:57.55 1:13.24 | 1400m: 16:52.35 1:14.18 | |
| | 300m: 3:29.37 1:11.46 | 700m: 8:18.26 1:12.63 | 1100m: 13:10.69 1:13.14 | 1500m: 18:04.15 1:11.80 | |
| | 400m: 4:42.02 1:12.65 | 800m: 9:31.08 1:12.82 | 1200m: 14:24.42 1:13.73 | | |
| 4. | KUZNETCOVA Kseniia | 03 | Youth of Moscow | 18:22.34 | 591 |
| | 100m: 1:08.18 1:08.18 | 500m: 5:58.58 1:12.15 | 900m: 10:53.35 1:14.60 | 1300m: 15:53.85 1:15.31 | |
| | 200m: 2:21.30 1:13.12 | 600m: 7:11.42 1:12.84 | 1000m: 12:08.27 1:14.92 | 1400m: 17:10.23 1:16.38 | |
| | 300m: 3:33.96 1:12.66 | 700m: 8:24.84 1:13.42 | 1100m: 13:22.76 1:14.49 | 1500m: 18:22.34 1:12.11 | |
| | 400m: 4:46.43 1:12.47 | 800m: 9:38.75 1:13.91 | 1200m: 14:38.54 1:15.78 | | |

Youth

| | | | | | |
|----|-----------------------|------------------------|----------------------------------|-------------------------|-----|
| 1. | JOMINET Lou | 05 | Fed. Luxembourgeoise de Natation | 17:45.92 | 654 |
| | 100m: 1:07.17 1:07.17 | 500m: 5:55.12 1:12.24 | 900m: 10:41.08 1:11.58 | 1300m: 15:26.82 1:11.63 | |
| | 200m: 2:19.10 1:11.93 | 600m: 7:06.95 1:11.83 | 1000m: 11:52.61 1:11.53 | 1400m: 16:38.22 1:11.40 | |
| | 300m: 3:31.09 1:11.99 | 700m: 8:18.09 1:11.14 | 1100m: 13:03.83 1:11.22 | 1500m: 17:45.92 1:07.70 | |
| | 400m: 4:42.88 1:11.79 | 800m: 9:29.50 1:11.41 | 1200m: 14:15.19 1:11.36 | | |
| 2. | TASZHANOVA Diana | 04 | Dostyk Aktobe | 18:12.34 | 608 |
| | 100m: 1:06.89 1:06.89 | 500m: 5:59.59 1:13.09 | 900m: 10:55.91 1:14.29 | 1300m: 15:48.91 1:14.68 | |
| | 200m: 2:19.46 1:12.57 | 600m: 7:13.16 1:13.57 | 1000m: 12:09.17 1:13.26 | 1400m: 17:02.96 1:14.05 | |
| | 300m: 3:33.05 1:13.59 | 700m: 8:27.94 1:14.78 | 1100m: 13:20.68 1:11.51 | 1500m: 18:12.34 1:09.38 | |
| | 400m: 4:46.50 1:13.45 | 800m: 9:41.62 1:13.68 | 1200m: 14:34.23 1:13.55 | | |
| 3. | PELLEAU Ines | 04 | FFN Ouest | 18:37.50 | 568 |
| | 100m: 1:06.55 1:06.55 | 500m: 5:58.63 1:14.24 | 900m: 11:01.17 1:15.72 | 1300m: 16:06.81 1:17.16 | |
| | 200m: 2:17.75 1:11.20 | 600m: 7:13.50 1:14.87 | 1000m: 12:17.38 1:16.21 | 1400m: 17:23.71 1:16.90 | |
| | 300m: 3:30.71 1:12.96 | 700m: 8:29.26 1:15.76 | 1100m: 13:33.36 1:15.98 | 1500m: 18:37.50 1:13.79 | |
| | 400m: 4:44.39 1:13.68 | 800m: 9:45.45 1:16.19 | 1200m: 14:49.65 1:16.29 | | |
| 4. | MEKHTOUB Jade | 04 | CD54 Natation | 19:00.91 | 533 |
| | 100m: 1:09.37 1:09.37 | 500m: 6:13.79 1:15.72 | 900m: 11:19.64 1:17.21 | 1300m: 16:29.61 1:18.02 | |
| | 200m: 2:24.46 1:15.09 | 600m: 7:29.76 1:15.97 | 1000m: 12:35.96 1:16.32 | 1400m: 17:46.29 1:16.68 | |
| | 300m: 3:41.00 1:16.54 | 700m: 8:46.29 1:16.53 | 1100m: 13:53.47 1:17.51 | 1500m: 19:00.91 1:14.62 | |
| | 400m: 4:58.07 1:17.07 | 800m: 10:02.43 1:16.14 | 1200m: 15:11.59 1:18.12 | | |
| 5. | HARTMANN Luisa | 04 | SC Neustadt/Weinstr. | 19:10.08 | 521 |
| | 100m: 1:10.44 1:10.44 | 500m: 6:15.72 1:17.31 | 900m: 11:25.10 1:17.36 | 1300m: 16:36.74 1:17.82 | |
| | 200m: 2:26.39 1:15.95 | 600m: 7:33.26 1:17.54 | 1000m: 12:42.97 1:17.87 | 1400m: 17:55.05 1:18.31 | |
| | 300m: 3:42.38 1:15.99 | 700m: 8:50.38 1:17.12 | 1100m: 14:01.21 1:18.24 | 1500m: 19:10.08 1:15.03 | |
| | 400m: 4:58.41 1:16.03 | 800m: 10:07.74 1:17.36 | 1200m: 15:18.92 1:17.71 | | |
| 6. | FORSON Zaira | 05 | Ghana Swimming | 19:46.05 | 475 |
| | 100m: 1:11.73 1:11.73 | 500m: 6:30.48 1:19.77 | 900m: 11:49.60 1:19.61 | 1300m: 17:10.00 1:20.30 | |
| | 200m: 2:31.32 1:19.59 | 600m: 7:50.48 1:20.00 | 1000m: 13:09.25 1:19.65 | 1400m: 18:29.73 1:19.73 | |
| | 300m: 3:50.82 1:19.50 | 700m: 9:10.03 1:19.55 | 1100m: 14:29.50 1:20.25 | 1500m: 19:46.05 1:16.32 | |
| | 400m: 5:10.71 1:19.89 | 800m: 10:29.99 1:19.96 | 1200m: 15:49.70 1:20.20 | | |





Fédération Luxembourgeoise
de Natation et de Sauvetage

LUXEMBOURG

LET'S MAKE IT HAPPEN

21st Luxembourg Euro Meet 2019
Luxembourg, 25th - 27th January 2019

Event 124 Men, 800m Freestyle 2004 and older
26.01.2019 - 17:52 sponsored by: Malmsten Results

| | | | | | | | |
|-----------------|---------|-------------------|-----|----------------|--|--|------------|
| Meet Record | 7:44.66 | TO BE ESTABLISHED | | | | | |
| World Record | 7:32.12 | ZHANG Lin | CHN | Rome (ITA) | | | 29.07.2009 |
| European Record | 7:40.77 | DETTI Gabriele | ITA | Budapest (HUN) | | | 26.07.2017 |

Open 19 +: 8:57.39 / Junior 17 - 18: 9:18.90 / Youth 15 - 16: 9:34.70

Points: FINA 2018

| Rank | | | YB | | | | | Time | Pts | |
|------|-------------------------|-----------------|-------|----------------------------|---------|-------|---------|----------------|-------|-----------------|
| Open | | | | | | | | | | |
| 1. | FROLOV Sergiy | | 92 | Energy Standard | | | | 8:01.07 | 830 | |
| | 100m: | 59.08 59.08 | 300m: | 3:02.11 | 1:01.27 | 500m: | 5:03.66 | 1:00.48 | 700m: | 7:03.09 59.72 |
| | 200m: | 2:00.84 1:01.76 | 400m: | 4:03.18 | 1:01.07 | 600m: | 6:03.37 | 59.71 | 800m: | 8:01.07 57.98 |
| 2. | MAKSUMOV Ernest | | 97 | Moscow Club | | | | 8:02.81 | 821 | |
| | 100m: | 59.13 59.13 | 300m: | 3:02.28 | 1:01.37 | 500m: | 5:04.07 | 1:00.64 | 700m: | 7:04.44 1:00.23 |
| | 200m: | 2:00.91 1:01.78 | 400m: | 4:03.43 | 1:01.15 | 600m: | 6:04.21 | 1:00.14 | 800m: | 8:02.81 58.37 |
| 3. | VERRASZTO David | | 88 | Team Hungary | | | | 8:14.54 | 764 | |
| | 100m: | 58.76 58.76 | 300m: | 3:03.13 | 1:02.15 | 500m: | 5:07.26 | 1:02.32 | 700m: | 7:13.68 1:03.28 |
| | 200m: | 2:00.98 1:02.22 | 400m: | 4:04.94 | 1:01.81 | 600m: | 6:10.40 | 1:03.14 | 800m: | 8:14.54 1:00.86 |
| 4. | GIOVANNONI Ivan | | 02 | Tiro a Volo Nuoto | | | | 8:14.79 | 762 | |
| | 100m: | 59.65 59.65 | 300m: | 3:06.18 | 1:03.24 | 500m: | 5:10.69 | 1:02.03 | 700m: | 7:15.46 1:01.98 |
| | 200m: | 2:02.94 1:03.29 | 400m: | 4:08.66 | 1:02.48 | 600m: | 6:13.48 | 1:02.79 | 800m: | 8:14.79 59.33 |
| 5. | SCHMIDT Danny | | 01 | Hessischer Schwimm-Verband | | | | 8:16.37 | 755 | |
| | 100m: | 1:00.09 1:00.09 | 300m: | 3:05.14 | 1:02.51 | 500m: | 5:09.66 | 1:02.42 | 700m: | 7:15.32 1:02.89 |
| | 200m: | 2:02.63 1:02.54 | 400m: | 4:07.24 | 1:02.10 | 600m: | 6:12.43 | 1:02.77 | 800m: | 8:16.37 1:01.05 |
| 6. | MATTENET Emilien | | 00 | Charleville Mezieres | | | | 8:17.94 | 748 | |
| | 100m: | 59.42 59.42 | 300m: | 3:03.84 | 1:02.53 | 500m: | 5:09.86 | 1:03.07 | 700m: | 7:17.07 1:03.57 |
| | 200m: | 2:01.31 1:01.89 | 400m: | 4:06.79 | 1:02.95 | 600m: | 6:13.50 | 1:03.64 | 800m: | 8:17.94 1:00.87 |
| 7. | ANDERSEN Christoffer H. | | 02 | Denmark Junior | | | | 8:23.08 | 725 | |
| | 100m: | 59.45 59.45 | 300m: | 3:07.05 | 1:03.96 | 500m: | 5:13.52 | 1:02.48 | 700m: | 7:20.81 1:03.84 |
| | 200m: | 2:03.09 1:03.64 | 400m: | 4:11.04 | 1:03.99 | 600m: | 6:16.97 | 1:03.45 | 800m: | 8:23.08 1:02.27 |
| 8. | KANTZENBACH Jon | | 02 | Hessischer Schwimm-Verband | | | | 8:27.16 | 708 | |
| | 100m: | 1:00.77 1:00.77 | 300m: | 3:09.14 | 1:04.20 | 500m: | 5:17.08 | 1:03.87 | 700m: | 7:25.23 1:04.21 |
| | 200m: | 2:04.94 1:04.17 | 400m: | 4:13.21 | 1:04.07 | 600m: | 6:21.02 | 1:03.94 | 800m: | 8:27.16 1:01.93 |
| 9. | WILLIAMS Joshua | | 02 | Swim Wales | | | | 8:28.50 | 702 | |
| | 100m: | 59.21 59.21 | 300m: | 3:07.23 | 1:04.25 | 500m: | 5:15.51 | 1:03.81 | 700m: | 7:25.64 1:05.23 |
| | 200m: | 2:02.98 1:03.77 | 400m: | 4:11.70 | 1:04.47 | 600m: | 6:20.41 | 1:04.90 | 800m: | 8:28.50 1:02.86 |
| 10. | BETH Silas | | 03 | SG Bad Schwartau | | | | 8:28.59 | 702 | |
| | 100m: | 1:00.17 1:00.17 | 300m: | 3:08.44 | 1:04.24 | 500m: | 5:17.42 | 1:04.62 | 700m: | 7:26.57 1:04.63 |
| | 200m: | 2:04.20 1:04.03 | 400m: | 4:12.80 | 1:04.36 | 600m: | 6:21.94 | 1:04.52 | 800m: | 8:28.59 1:02.02 |
| 11. | SCHMIDT Aaron | | 00 | SG Neuss | | | | 8:28.85 | 701 | |
| | 100m: | 59.20 59.20 | 300m: | 3:04.92 | 1:03.37 | 500m: | 5:14.96 | 1:05.33 | 700m: | 7:26.29 1:05.37 |
| | 200m: | 2:01.55 1:02.35 | 400m: | 4:09.63 | 1:04.71 | 600m: | 6:20.92 | 1:05.96 | 800m: | 8:28.85 1:02.56 |
| 12. | KRASNIQI Arti | | 99 | Swim-Team Elmshorn | | | | 8:31.08 | 692 | |
| | 100m: | 57.52 57.52 | 300m: | 3:04.83 | 1:03.84 | 500m: | 5:14.90 | 1:05.82 | 700m: | 7:27.46 1:06.60 |
| | 200m: | 2:00.99 1:03.47 | 400m: | 4:09.08 | 1:04.25 | 600m: | 6:20.86 | 1:05.96 | 800m: | 8:31.08 1:03.62 |
| 13. | HERRMANN Tom | | 00 | SG Neuss | | | | 8:33.65 | 681 | |
| | 100m: | 59.88 59.88 | 300m: | 3:09.10 | 1:04.80 | 500m: | 5:19.08 | 1:04.72 | 700m: | 7:29.57 1:05.46 |
| | 200m: | 2:04.30 1:04.42 | 400m: | 4:14.36 | 1:05.26 | 600m: | 6:24.11 | 1:05.03 | 800m: | 8:33.65 1:04.08 |





Fédération Luxembourgeoise
de Natation et de Sauvetage

LUXEMBOURG

LET'S MAKE IT HAPPEN

21st Luxembourg Euro Meet 2019
Luxembourg, 25th - 27th January 2019

Event 124, Men, 800m Freestyle, Open

| Rank | | | YB | | | | | Time | Pts | | | |
|------|----------------------|---------|---------|----------------------------------|---------|---------|-------|----------------|---------|-------|---------|---------|
| 14. | STUPIN Maxim | | 00 | Moscow Club | | | | 8:34.77 | 677 | | | |
| | 100m: | 1:00.63 | 1:00.63 | 300m: | 3:09.55 | 1:04.61 | 500m: | 5:19.83 | 1:05.26 | 700m: | 7:31.09 | 1:05.59 |
| | 200m: | 2:04.94 | 1:04.31 | 400m: | 4:14.57 | 1:05.02 | 600m: | 6:25.50 | 1:05.67 | 800m: | 8:34.77 | 1:03.68 |
| 15. | JANSEN Thomas | | 01 | KNZB-OC | | | | 8:34.99 | 676 | | | |
| | 100m: | 1:00.16 | 1:00.16 | 300m: | 3:09.06 | 1:04.62 | 500m: | 5:19.60 | 1:05.17 | 700m: | 7:30.69 | 1:05.50 |
| | 200m: | 2:04.44 | 1:04.28 | 400m: | 4:14.43 | 1:05.37 | 600m: | 6:25.19 | 1:05.59 | 800m: | 8:34.99 | 1:04.30 |
| 16. | DUDAS Daniel | | 94 | Iron Swim | | | | 8:40.44 | 655 | | | |
| | 100m: | 1:00.58 | 1:00.58 | 300m: | 3:10.76 | 1:05.84 | 500m: | 5:23.83 | 1:06.45 | 700m: | 7:36.12 | 1:05.84 |
| | 200m: | 2:04.92 | 1:04.34 | 400m: | 4:17.38 | 1:06.62 | 600m: | 6:30.28 | 1:06.45 | 800m: | 8:40.44 | 1:04.32 |
| 17. | BEAMER Thomas | | 02 | Swim England East Midlands | | | | 8:42.60 | 647 | | | |
| | 100m: | 1:01.15 | 1:01.15 | 300m: | 3:11.88 | 1:05.72 | 500m: | 5:23.60 | 1:05.80 | 700m: | 7:37.09 | 1:06.87 |
| | 200m: | 2:06.16 | 1:05.01 | 400m: | 4:17.80 | 1:05.92 | 600m: | 6:30.22 | 1:06.62 | 800m: | 8:42.60 | 1:05.51 |
| 18. | KOCH Jonas | | 00 | SG Neuss | | | | 8:42.84 | 646 | | | |
| | 100m: | 1:00.15 | 1:00.15 | 300m: | 3:11.19 | 1:05.84 | 500m: | 5:24.39 | 1:06.67 | 700m: | 7:37.81 | 1:06.43 |
| | 200m: | 2:05.35 | 1:05.20 | 400m: | 4:17.72 | 1:06.53 | 600m: | 6:31.38 | 1:06.99 | 800m: | 8:42.84 | 1:05.03 |
| 19. | MAROTTA Daniel | | 01 | Swim Wales | | | | 8:43.13 | 645 | | | |
| | 100m: | 1:00.45 | 1:00.45 | 300m: | 3:09.20 | 1:04.64 | 500m: | 5:22.48 | 1:07.15 | 700m: | 7:38.12 | 1:07.80 |
| | 200m: | 2:04.56 | 1:04.11 | 400m: | 4:15.33 | 1:06.13 | 600m: | 6:30.32 | 1:07.84 | 800m: | 8:43.13 | 1:05.01 |
| 20. | RUBASHNYI Alexander | | 01 | Youth of Moscow | | | | 8:48.91 | 624 | | | |
| | 100m: | 1:02.82 | 1:02.82 | 300m: | 3:15.61 | 1:06.84 | 500m: | 5:30.24 | 1:07.26 | 700m: | 7:44.50 | 1:06.84 |
| | 200m: | 2:08.77 | 1:05.95 | 400m: | 4:22.98 | 1:07.37 | 600m: | 6:37.66 | 1:07.42 | 800m: | 8:48.91 | 1:04.41 |
| 21. | WERNER Nick | | 01 | SSG Saar Max Ritter | | | | 8:49.33 | 623 | | | |
| | 100m: | 1:03.32 | 1:03.32 | 300m: | 3:16.39 | 1:06.84 | 500m: | 5:30.25 | 1:06.98 | 700m: | 7:44.48 | 1:07.22 |
| | 200m: | 2:09.55 | 1:06.23 | 400m: | 4:23.27 | 1:06.88 | 600m: | 6:37.26 | 1:07.01 | 800m: | 8:49.33 | 1:04.85 |
| 22. | OLSSON Melker | | 00 | Team West | | | | 8:53.03 | 610 | | | |
| | 100m: | 1:00.83 | 1:00.83 | 300m: | 3:12.50 | 1:06.32 | 500m: | 5:27.86 | 1:07.88 | 700m: | 7:45.17 | 1:08.54 |
| | 200m: | 2:06.18 | 1:05.35 | 400m: | 4:19.98 | 1:07.48 | 600m: | 6:36.63 | 1:08.77 | 800m: | 8:53.03 | 1:07.86 |
| 23. | HEIDENREICH Tim | | 01 | Dresdner Delphine e.V. | | | | 8:53.87 | 607 | | | |
| | 100m: | 1:02.71 | 1:02.71 | 300m: | 3:16.91 | 1:07.56 | 500m: | 5:32.95 | 1:08.03 | 700m: | 7:49.30 | 1:08.12 |
| | 200m: | 2:09.35 | 1:06.64 | 400m: | 4:24.92 | 1:08.01 | 600m: | 6:41.18 | 1:08.23 | 800m: | 8:53.87 | 1:04.57 |
| 24. | HENRIONNET Tom | | 04 | CD54 Natation | | | | 8:54.25 | 606 | | | |
| | 100m: | 1:03.57 | 1:03.57 | 300m: | 3:18.67 | 1:07.38 | 500m: | 5:32.95 | 1:06.76 | 700m: | 7:48.31 | 1:07.81 |
| | 200m: | 2:11.29 | 1:07.72 | 400m: | 4:26.19 | 1:07.52 | 600m: | 6:40.50 | 1:07.55 | 800m: | 8:54.25 | 1:05.94 |
| 25. | GDANIEC Hubert | | 04 | Plymouth Leander SC | | | | 8:58.70 | 591 | | | |
| | 100m: | 1:03.79 | 1:03.79 | 300m: | 3:20.77 | 1:08.49 | 500m: | 5:37.42 | 1:08.22 | 700m: | 7:54.20 | 1:08.30 |
| | 200m: | 2:12.28 | 1:08.49 | 400m: | 4:29.20 | 1:08.43 | 600m: | 6:45.90 | 1:08.48 | 800m: | 8:58.70 | 1:04.50 |
| 26. | MASCARENHAS Henrique | | 01 | Plymouth Leander SC | | | | 9:00.65 | 584 | | | |
| | 100m: | 1:03.65 | 1:03.65 | 300m: | 3:20.94 | 1:08.66 | 500m: | 5:37.67 | 1:08.28 | 700m: | 7:55.08 | 1:08.46 |
| | 200m: | 2:12.28 | 1:08.63 | 400m: | 4:29.39 | 1:08.45 | 600m: | 6:46.62 | 1:08.95 | 800m: | 9:00.65 | 1:05.57 |
| 27. | BECKERS Felix | | 01 | Fed. Luxembourgeoise de Natation | | | | 9:04.70 | 571 | | | |
| | 100m: | 1:03.00 | 1:03.00 | 300m: | 3:19.77 | 1:08.72 | 500m: | 5:38.69 | 1:09.49 | 700m: | 7:57.88 | 1:09.43 |
| | 200m: | 2:11.05 | 1:08.05 | 400m: | 4:29.20 | 1:09.43 | 600m: | 6:48.45 | 1:09.76 | 800m: | 9:04.70 | 1:06.82 |
| 28. | PAZDUR Dorian | | 03 | CD54 Natation | | | | 9:06.34 | 566 | | | |
| | 100m: | 1:02.38 | 1:02.38 | 300m: | 3:20.38 | 1:09.54 | 500m: | 5:40.61 | 1:10.23 | 700m: | 7:59.75 | 1:09.55 |
| | 200m: | 2:10.84 | 1:08.46 | 400m: | 4:30.38 | 1:10.00 | 600m: | 6:50.20 | 1:09.59 | 800m: | 9:06.34 | 1:06.59 |




21st Luxembourg Euro Meet 2019
Luxembourg, 25th - 27th January 2019

Event 124, Men, 800m Freestyle, Open

| Rank | YB | | Time | | Pts |
|------|-----------------------|------------------------|-----------------------|-----------------------|-------|
| 29. | PIERRON Gauthier | 04 CD54 Natation | 9:06.89 | | 565 |
| | 100m: 1:03.26 1:03.26 | 300m: 3:21.10 1:09.62 | 500m: 5:40.21 1:09.23 | 700m: 7:59.65 1:09.68 | |
| | 200m: 2:11.48 1:08.22 | 400m: 4:30.98 1:09.88 | 600m: 6:49.97 1:09.76 | 800m: 9:06.89 1:07.24 | |
| 30. | GANSS Julius | 02 SV Nikar Heidelberg | 9:07.63 | | 562 |
| | 100m: 1:03.88 1:03.88 | 300m: 3:22.14 1:09.67 | 500m: 5:41.97 1:10.04 | 700m: 8:00.94 1:09.29 | |
| | 200m: 2:12.47 1:08.59 | 400m: 4:31.93 1:09.79 | 600m: 6:51.65 1:09.68 | 800m: 9:07.63 1:06.69 | |
| 31. | VAN AGGELEN Tobias | 04 SG Neuss | 9:09.55 | | 556 |
| | 100m: 1:02.79 1:02.79 | 300m: 3:20.90 1:09.63 | 500m: 5:42.13 1:10.87 | 700m: 8:02.11 1:09.69 | |
| | 200m: 2:11.27 1:08.48 | 400m: 4:31.26 1:10.36 | 600m: 6:52.42 1:10.29 | 800m: 9:09.55 1:07.44 | |
| 32. | VAN AGGELEN Daniel | 01 SG Neuss | 9:11.80 | | 550 |
| | 100m: 1:01.28 1:01.28 | 300m: 3:18.08 1:09.05 | 500m: 5:38.38 1:10.41 | 700m: 8:01.43 1:11.66 | |
| | 200m: 2:09.03 1:07.75 | 400m: 4:27.97 1:09.89 | 600m: 6:49.77 1:11.39 | 800m: 9:11.80 1:10.37 | |
| 33. | CAPEL Theo | 04 ASPTT Limoges | 9:13.71 | | 544 |
| | 100m: 1:04.34 1:04.34 | 300m: 3:24.68 1:10.64 | 500m: 5:45.44 1:09.65 | 700m: 8:06.07 1:09.68 | |
| | 200m: 2:14.04 1:09.70 | 400m: 4:35.79 1:11.11 | 600m: 6:56.39 1:10.95 | 800m: 9:13.71 1:07.64 | |
| 34. | PLASCHKE Lennart | 01 SC Wiesbaden 1911 | 9:18.16 | | 531 |
| | 100m: 1:05.31 1:05.31 | 300m: 3:24.36 1:10.19 | 500m: 5:45.88 1:10.63 | 700m: 8:08.16 1:11.56 | |
| | 200m: 2:14.17 1:08.86 | 400m: 4:35.25 1:10.89 | 600m: 6:56.60 1:10.72 | 800m: 9:18.16 1:10.00 | |
| 35. | KAMINSKI Karl | 03 SSF Bonn | 9:20.50 | | 524 |
| | 100m: 1:03.82 1:03.82 | 300m: 3:24.08 1:10.78 | 500m: 5:47.21 1:11.09 | 700m: 8:10.19 1:11.29 | |
| | 200m: 2:13.30 1:09.48 | 400m: 4:36.12 1:12.04 | 600m: 6:58.90 1:11.69 | 800m: 9:20.50 1:10.31 | |
| 36. | ADILGEREYEV Adil | 02 Dostyk Aktobe | 9:22.09 | | 520 * |
| | 100m: 1:03.45 1:03.45 | 300m: 3:24.85 1:11.17 | 500m: 5:49.71 1:12.37 | 700m: 8:13.49 1:11.59 | |
| | 200m: 2:13.68 1:10.23 | 400m: 4:37.34 1:12.49 | 600m: 7:01.90 1:12.19 | 800m: 9:22.09 1:08.60 | |
| DNS | ALESSANDRI Iacopo | 02 Dimensione Nuoto | | | |
| DNS | ZLATIC Lazar | 94 Iron Swim | | | |
| WDR | EL-KAMASH Marwan | 93 Energy Standard | | | |

Junior

| | | | | | |
|----|-------------------------|-------------------------------|-----------------------|-----------------------|-----|
| 1. | GIOVANNONI Ivan | 02 Tiro a Volo Nuoto | 8:14.79 | | 762 |
| | 100m: 59.65 59.65 | 300m: 3:06.18 1:03.24 | 500m: 5:10.69 1:02.03 | 700m: 7:15.46 1:01.98 | |
| | 200m: 2:02.94 1:03.29 | 400m: 4:08.66 1:02.48 | 600m: 6:13.48 1:02.79 | 800m: 8:14.79 59.33 | |
| 2. | SCHMIDT Danny | 01 Hessischer Schwimm-Verband | 8:16.37 | | 755 |
| | 100m: 1:00.09 1:00.09 | 300m: 3:05.14 1:02.51 | 500m: 5:09.66 1:02.42 | 700m: 7:15.32 1:02.89 | |
| | 200m: 2:02.63 1:02.54 | 400m: 4:07.24 1:02.10 | 600m: 6:12.43 1:02.77 | 800m: 8:16.37 1:01.05 | |
| 3. | ANDERSEN Christoffer H. | 02 Denmark Junior | 8:23.08 | | 725 |
| | 100m: 59.45 59.45 | 300m: 3:07.05 1:03.96 | 500m: 5:13.52 1:02.48 | 700m: 7:20.81 1:03.84 | |
| | 200m: 2:03.09 1:03.64 | 400m: 4:11.04 1:03.99 | 600m: 6:16.97 1:03.45 | 800m: 8:23.08 1:02.27 | |
| 4. | KANTZENBACH Jon | 02 Hessischer Schwimm-Verband | 8:27.16 | | 708 |
| | 100m: 1:00.77 1:00.77 | 300m: 3:09.14 1:04.20 | 500m: 5:17.08 1:03.87 | 700m: 7:25.23 1:04.21 | |
| | 200m: 2:04.94 1:04.17 | 400m: 4:13.21 1:04.07 | 600m: 6:21.02 1:03.94 | 800m: 8:27.16 1:01.93 | |
| 5. | WILLIAMS Joshua | 02 Swim Wales | 8:28.50 | | 702 |
| | 100m: 59.21 59.21 | 300m: 3:07.23 1:04.25 | 500m: 5:15.51 1:03.81 | 700m: 7:25.64 1:05.23 | |
| | 200m: 2:02.98 1:03.77 | 400m: 4:11.70 1:04.47 | 600m: 6:20.41 1:04.90 | 800m: 8:28.50 1:02.86 | |
| 6. | JANSEN Thomas | 01 KNZB-OC | 8:34.99 | | 676 |
| | 100m: 1:00.16 1:00.16 | 300m: 3:09.06 1:04.62 | 500m: 5:19.60 1:05.17 | 700m: 7:30.69 1:05.50 | |
| | 200m: 2:04.44 1:04.28 | 400m: 4:14.43 1:05.37 | 600m: 6:25.19 1:05.59 | 800m: 8:34.99 1:04.30 | |



Fédération Luxembourgeoise
de Natation et de Sauvetage

LUXEMBOURG

LET'S MAKE IT HAPPEN


21st Luxembourg Euro Meet 2019
Luxembourg, 25th - 27th January 2019

Event 124, Boys, 800m Freestyle, Junior

| Rank | | | YB | | | | | Time | Pts |
|------|----------------------|---------|---------------|----------------------------------|---------------|---------|---------------|----------------|-------|
| 7. | BEAMER Thomas | | 02 | Swim England East Midlands | | | | 8:42.60 | 647 |
| | 100m: 1:01.15 | 1:01.15 | 300m: 3:11.88 | 1:05.72 | 500m: 5:23.60 | 1:05.80 | 700m: 7:37.09 | 1:06.87 | |
| | 200m: 2:06.16 | 1:05.01 | 400m: 4:17.80 | 1:05.92 | 600m: 6:30.22 | 1:06.62 | 800m: 8:42.60 | 1:05.51 | |
| 8. | MAROTTA Daniel | | 01 | Swim Wales | | | | 8:43.13 | 645 |
| | 100m: 1:00.45 | 1:00.45 | 300m: 3:09.20 | 1:04.64 | 500m: 5:22.48 | 1:07.15 | 700m: 7:38.12 | 1:07.80 | |
| | 200m: 2:04.56 | 1:04.11 | 400m: 4:15.33 | 1:06.13 | 600m: 6:30.32 | 1:07.84 | 800m: 8:43.13 | 1:05.01 | |
| 9. | RUBASHNYI Alexander | | 01 | Youth of Moscow | | | | 8:48.91 | 624 |
| | 100m: 1:02.82 | 1:02.82 | 300m: 3:15.61 | 1:06.84 | 500m: 5:30.24 | 1:07.26 | 700m: 7:44.50 | 1:06.84 | |
| | 200m: 2:08.77 | 1:05.95 | 400m: 4:22.98 | 1:07.37 | 600m: 6:37.66 | 1:07.42 | 800m: 8:48.91 | 1:04.41 | |
| 10. | WERNER Nick | | 01 | SSG Saar Max Ritter | | | | 8:49.33 | 623 |
| | 100m: 1:03.32 | 1:03.32 | 300m: 3:16.39 | 1:06.84 | 500m: 5:30.25 | 1:06.98 | 700m: 7:44.48 | 1:07.22 | |
| | 200m: 2:09.55 | 1:06.23 | 400m: 4:23.27 | 1:06.88 | 600m: 6:37.26 | 1:07.01 | 800m: 8:49.33 | 1:04.85 | |
| 11. | HEIDENREICH Tim | | 01 | Dresdner Delphine e.V. | | | | 8:53.87 | 607 |
| | 100m: 1:02.71 | 1:02.71 | 300m: 3:16.91 | 1:07.56 | 500m: 5:32.95 | 1:08.03 | 700m: 7:49.30 | 1:08.12 | |
| | 200m: 2:09.35 | 1:06.64 | 400m: 4:24.92 | 1:08.01 | 600m: 6:41.18 | 1:08.23 | 800m: 8:53.87 | 1:04.57 | |
| 12. | MASCARENHAS Henrique | | 01 | Plymouth Leander SC | | | | 9:00.65 | 584 |
| | 100m: 1:03.65 | 1:03.65 | 300m: 3:20.94 | 1:08.66 | 500m: 5:37.67 | 1:08.28 | 700m: 7:55.08 | 1:08.46 | |
| | 200m: 2:12.28 | 1:08.63 | 400m: 4:29.39 | 1:08.45 | 600m: 6:46.62 | 1:08.95 | 800m: 9:00.65 | 1:05.57 | |
| 13. | BECKERS Felix | | 01 | Fed. Luxembourgeoise de Natation | | | | 9:04.70 | 571 |
| | 100m: 1:03.00 | 1:03.00 | 300m: 3:19.77 | 1:08.72 | 500m: 5:38.69 | 1:09.49 | 700m: 7:57.88 | 1:09.43 | |
| | 200m: 2:11.05 | 1:08.05 | 400m: 4:29.20 | 1:09.43 | 600m: 6:48.45 | 1:09.76 | 800m: 9:04.70 | 1:06.82 | |
| 14. | GANSS Julius | | 02 | SV Nikar Heidelberg | | | | 9:07.63 | 562 |
| | 100m: 1:03.88 | 1:03.88 | 300m: 3:22.14 | 1:09.67 | 500m: 5:41.97 | 1:10.04 | 700m: 8:00.94 | 1:09.29 | |
| | 200m: 2:12.47 | 1:08.59 | 400m: 4:31.93 | 1:09.79 | 600m: 6:51.65 | 1:09.68 | 800m: 9:07.63 | 1:06.69 | |
| 15. | VAN AGGELEN Daniel | | 01 | SG Neuss | | | | 9:11.80 | 550 |
| | 100m: 1:01.28 | 1:01.28 | 300m: 3:18.08 | 1:09.05 | 500m: 5:38.38 | 1:10.41 | 700m: 8:01.43 | 1:11.66 | |
| | 200m: 2:09.03 | 1:07.75 | 400m: 4:27.97 | 1:09.89 | 600m: 6:49.77 | 1:11.39 | 800m: 9:11.80 | 1:10.37 | |
| 16. | PLASCHKE Lennart | | 01 | SC Wiesbaden 1911 | | | | 9:18.16 | 531 |
| | 100m: 1:05.31 | 1:05.31 | 300m: 3:24.36 | 1:10.19 | 500m: 5:45.88 | 1:10.63 | 700m: 8:08.16 | 1:11.56 | |
| | 200m: 2:14.17 | 1:08.86 | 400m: 4:35.25 | 1:10.89 | 600m: 6:56.60 | 1:10.72 | 800m: 9:18.16 | 1:10.00 | |
| 17. | ADILGEREYEV Adil | | 02 | Dostyk Aktobe | | | | 9:22.09 | 520 * |
| | 100m: 1:03.45 | 1:03.45 | 300m: 3:24.85 | 1:11.17 | 500m: 5:49.71 | 1:12.37 | 700m: 8:13.49 | 1:11.59 | |
| | 200m: 2:13.68 | 1:10.23 | 400m: 4:37.34 | 1:12.49 | 600m: 7:01.90 | 1:12.19 | 800m: 9:22.09 | 1:08.60 | |
| DNS | ALESSANDRI Iacopo | | 02 | Dimensione Nuoto | | | | | |

Youth

| | | | | | | | | | |
|----|----------------|---------|---------------|---------------------|---------------|---------|---------------|----------------|-----|
| 1. | BETH Silas | | 03 | SG Bad Schwartau | | | | 8:28.59 | 702 |
| | 100m: 1:00.17 | 1:00.17 | 300m: 3:08.44 | 1:04.24 | 500m: 5:17.42 | 1:04.62 | 700m: 7:26.57 | 1:04.63 | |
| | 200m: 2:04.20 | 1:04.03 | 400m: 4:12.80 | 1:04.36 | 600m: 6:21.94 | 1:04.52 | 800m: 8:28.59 | 1:02.02 | |
| 2. | HENRIONNET Tom | | 04 | CD54 Natation | | | | 8:54.25 | 606 |
| | 100m: 1:03.57 | 1:03.57 | 300m: 3:18.67 | 1:07.38 | 500m: 5:32.95 | 1:06.76 | 700m: 7:48.31 | 1:07.81 | |
| | 200m: 2:11.29 | 1:07.72 | 400m: 4:26.19 | 1:07.52 | 600m: 6:40.50 | 1:07.55 | 800m: 8:54.25 | 1:05.94 | |
| 3. | GDANIEC Hubert | | 04 | Plymouth Leander SC | | | | 8:58.70 | 591 |
| | 100m: 1:03.79 | 1:03.79 | 300m: 3:20.77 | 1:08.49 | 500m: 5:37.42 | 1:08.22 | 700m: 7:54.20 | 1:08.30 | |
| | 200m: 2:12.28 | 1:08.49 | 400m: 4:29.20 | 1:08.43 | 600m: 6:45.90 | 1:08.48 | 800m: 8:58.70 | 1:04.50 | |



Fédération Luxembourgeoise
de Natation et de Sauvetage

LUXEMBOURG

LET'S MAKE IT HAPPEN

21st Luxembourg Euro Meet 2019
Luxembourg, 25th - 27th January 2019

Event 124, Boys, 800m Freestyle, Youth

| Rank | YB | | | | | | | | Time | Pts | | |
|------|--------------------|---------|---------|-------|---------|---------|-------|---------|----------------|------------|---------|---------|
| 4. | PAZDUR Dorian | | | | | | | | 9:06.34 | 566 | | |
| | 100m: | 1:02.38 | 1:02.38 | 300m: | 3:20.38 | 1:09.54 | 500m: | 5:40.61 | 1:10.23 | 700m: | 7:59.75 | 1:09.55 |
| | 200m: | 2:10.84 | 1:08.46 | 400m: | 4:30.38 | 1:10.00 | 600m: | 6:50.20 | 1:09.59 | 800m: | 9:06.34 | 1:06.59 |
| 5. | PIERRON Gauthier | | | | | | | | 9:06.89 | 565 | | |
| | 100m: | 1:03.26 | 1:03.26 | 300m: | 3:21.10 | 1:09.62 | 500m: | 5:40.21 | 1:09.23 | 700m: | 7:59.65 | 1:09.68 |
| | 200m: | 2:11.48 | 1:08.22 | 400m: | 4:30.98 | 1:09.88 | 600m: | 6:49.97 | 1:09.76 | 800m: | 9:06.89 | 1:07.24 |
| 6. | VAN AGGELEN Tobias | | | | | | | | 9:09.55 | 556 | | |
| | 100m: | 1:02.79 | 1:02.79 | 300m: | 3:20.90 | 1:09.63 | 500m: | 5:42.13 | 1:10.87 | 700m: | 8:02.11 | 1:09.69 |
| | 200m: | 2:11.27 | 1:08.48 | 400m: | 4:31.26 | 1:10.36 | 600m: | 6:52.42 | 1:10.29 | 800m: | 9:09.55 | 1:07.44 |
| 7. | CAPEL Theo | | | | | | | | 9:13.71 | 544 | | |
| | 100m: | 1:04.34 | 1:04.34 | 300m: | 3:24.68 | 1:10.64 | 500m: | 5:45.44 | 1:09.65 | 700m: | 8:06.07 | 1:09.68 |
| | 200m: | 2:14.04 | 1:09.70 | 400m: | 4:35.79 | 1:11.11 | 600m: | 6:56.39 | 1:10.95 | 800m: | 9:13.71 | 1:07.64 |
| 8. | KAMINSKI Karl | | | | | | | | 9:20.50 | 524 | | |
| | 100m: | 1:03.82 | 1:03.82 | 300m: | 3:24.08 | 1:10.78 | 500m: | 5:47.21 | 1:11.09 | 700m: | 8:10.19 | 1:11.29 |
| | 200m: | 2:13.30 | 1:09.48 | 400m: | 4:36.12 | 1:12.04 | 600m: | 6:58.90 | 1:11.69 | 800m: | 9:20.50 | 1:10.31 |





Fédération Luxembourgeoise
de Natation et de Sauvetage

LUXEMBOURG

LET'S MAKE IT HAPPEN

21st Luxembourg Euro Meet 2019
Luxembourg, 25th - 27th January 2019

| | | | | | |
|--------------------|-------------------------|----------------|-----|-----------------|----------------|
| Event 111 | Women, 50m Breaststroke | | | | Open |
| 26.01.2019 - 18:10 | sponsored by: Andreasen | | | | Results Finals |
| Meet Record | 30.90 | MEILUTYTE Ruta | LTU | Luxembourg | 19.01.2013 |
| World Record | 29.40 | KING Lillia C | USA | Budapest (HUN) | 30.07.2017 |
| European Record | 29.48 | MEILUTYTE Ruta | LTU | Barcelona (ESP) | 03.08.2013 |

Points: FINA 2018

| Rank | | YB | | Time | Pts | |
|---------|-------------------------|----|--------------------------------|--------------|-----|----|
| Final A | | | | | | |
| 1. | CARRARO Martina | 93 | Italian Swimming Federation | 30.70 | 878 | MR |
| 2. | ELENDT Anna | 01 | Hessischer Schwimm-Verband | 31.39 | 821 | |
| 3. | CASTIGLIONI Arianna | 97 | Italian Swimming Federation | 31.65 | 801 | |
| 4. | STEIGER Jessica | 92 | VFL Gladbeck 1921 | 31.88 | 784 | |
| 5. | VAN DROFFELAAR Anna | 04 | KNZB-OC | 32.35 | 750 | |
| 6. | TEDESCHI Sofia | 97 | Tiro a Volo Nuoto | 32.39 | 747 | |
| 7. | BLOMSTERBERG Thea | 02 | Denmark Junior | 32.44 | 744 | |
| 8. | SCARCELLA Ilaria | 93 | C.C. Aniene | 32.53 | 738 | |
| 9. | RUHNAU Alice | 95 | SG Essen | 32.61 | 732 | |
| 10. | METZ Rosey | 01 | KNZB-OC | 33.18 | 695 | |
| Final B | | | | | | |
| 11. | BROEKHOVEN Lana | 03 | Plymouth Leander SC | 32.98 | 708 | |
| 12. | VAN ROON Valerie | 98 | KNZB | 33.04 | 704 | |
| 13. | PALLESEN Victoria Haahr | 02 | Denmark Junior | 33.05 | 703 | |
| 14. | HUBER Annika | 03 | VFL Sindelfingen | 33.07 | 702 | |
| 15. | MEAD Amy | 02 | Derventio Excel | 33.48 | 677 | |
| 16. | MAZZONI Samanta | 01 | Polisportiva Comunale Riccione | 33.65 | 666 | |
| 17. | JUNG Maike | 02 | Swimteam Heddos | 33.85 | 655 | |
| 18. | KOEHORST Britta | 03 | KNZB-OC | 33.87 | 654 | |
| 19. | VETTER Chiara | 01 | TSG Backnang | 34.00 | 646 | |
| 20. | FLETCHER Cira | 98 | Nova Centurion SC | 34.90 | 597 | |





Fédération Luxembourgeoise
de Natation et de Sauvetage

LUXEMBOURG

LET'S MAKE IT HAPPEN

21st Luxembourg Euro Meet 2019
Luxembourg, 25th - 27th January 2019

| Event 112 26.01.2019 - 18:14 | Men, 50m Breaststroke sponsored by: Häremillen | | | | Open Results Finals |
|---------------------------------|---|------------|-----|----------------|------------------------|
| Meet Record | 26.94 | PEATY Adam | GBR | Luxembourg | 27.01.2018 |
| World Record | 25.95 | PEATY Adam | GBR | Budapest (HUN) | 25.07.2017 |
| European Record | 25.95 | PEATY Adam | GBR | Budapest (HUN) | 25.07.2017 |

Points: FINA 2018

| Rank | | YB | | Time | Pts |
|----------------|----------------------|----|-------------------------------------|--------------|-----|
| Final A | | | | | |
| 1. | MARTINENGIH Nicolò | 99 | Italian Swimming Federation | 27.16 | 872 |
| 2. | SCOZZOLI Fabio | 88 | Italian Swimming Federation | 27.45 | 844 |
| 3. | KAMMINGA Arno | 95 | KNZB | 27.94 | 801 |
| 4. | TITENIS Giedrius | 89 | Lithuanian Swimming Federation | 28.04 | 792 |
| 5. | GREVE Philip | 98 | Farum | 28.25 | 775 |
| 6. | STRILETS Ivan | 98 | Ukrainian Swimming Federation | 28.34 | 767 |
| 7. | PETRASHOV Denis | 00 | Kyrgyz Republic Swimming Federation | 28.98 | 717 |
| 8. | MATZERATH Lucas | 00 | Hessischer Schwimm-Verband | 29.04 | 713 |
| 9. | LEWIS James | 98 | Swim Wales | 29.11 | 708 |
| 10. | BRYAN Connor | 00 | Swim Wales | 29.20 | 701 |
| Final B | | | | | |
| 11. | MOORE Andrew | 98 | UCD Swim Team | 28.99 | 717 |
| 12. | WILLIM Yannis Merlin | 99 | SG Bayer | 29.31 | 694 |
| 13. | KUEHLING Alexander | 97 | SG Bayer | 29.56 | 676 |
| 14. | ZHURAVEL Nazar | 03 | WKS Slask | 29.61 | 673 |
| 15. | MARINOV Petar | 02 | SV Nikar Heidelberg | 29.81 | 659 |
| 16. | KONZ Alexander | 99 | SG Bayer | 29.98 | 648 |
| 17. | SCHERER Roman | 95 | Plymouth Leander SC | 30.01 | 646 |
| 18. | SCHULZ Sebastian | 01 | SGS Hamburg | 30.13 | 638 |
| 19. | VAN DEN BOSSCHE Yann | 01 | Fed. Luxembourgeoise de Natation | 30.26 | 630 |
| 20. | BAARS Mark | 85 | Rotterdam Swimming (SG) | 30.30 | 628 |





Fédération Luxembourgeoise
de Natation et de Sauvetage

LUXEMBOURG

LET'S MAKE IT HAPPEN


21st Luxembourg Euro Meet 2019
Luxembourg, 25th - 27th January 2019

| | | | | | |
|---------------------------------|--|----------------|-----|---------------|------------------------|
| Event 113 26.01.2019 - 18:18 | Women, 50m Backstroke sponsored by: Novotel | | | | Open Results Finals |
| Meet Record | 27.75 | DAVIES Georgia | GBR | Luxembourg | 28.01.2018 |
| World Record | 27.06 | ZHAO Jing | CHN | Rome (ITA) | 30.07.2009 |
| European Record | 27.21 | DAVIES Georgia | GBR | Glasgow (GBR) | 04.08.2018 |

Points: FINA 2018

| Rank | | YB | | Time | Pts |
|---------|--------------------|----|-------------------------------|--------------|-----|
| Final A | | | | | |
| 1. | SCALIA Silvia | 95 | Italian Swimming Federation | 28.04 | 898 |
| 2. | DAVIS Georgia | 90 | Energy Standard | 28.12 | 891 |
| 3. | KUBOVA Simona | 91 | Slavie Chomutov | 28.37 | 867 |
| 4. | PILHATSCH Caroline | 99 | AT Graz | 28.54 | 852 |
| 5. | SJOESTROM Sarah | 93 | Energy Standard | 28.69 | 839 |
| 6. | HOSSZU Katinka | 89 | Iron Swim | 28.96 | 815 |
| 7. | KOST Nina | 95 | Schwimmclub Uster Wallisellen | 29.22 | 794 |
| 8. | FORSS Trine | 03 | Team West | 29.46 | 774 |
| 9. | MENSING Jenny | 86 | Hessischer Schwimm-Verband | 29.58 | 765 |
| 10. | FERRAIOLI Erika | 86 | Italian Swimming Federation | 29.96 | 736 |
| Final B | | | | | |
| 11. | WOLTER Celine | 04 | Dresdner SC 1898 e.V. | 29.56 | 767 |
| 12. | ASPRISSI Karen | 02 | Team Insubrika | 29.86 | 744 |
| 13. | SMITS Jade | 01 | Brabo Zwemclub Antwerpen | 29.96 | 736 |
| 14. | PARUSCIO Letizia | 96 | C.C. Aniene | 30.48 | 699 |
| 15. | SOERENSEN Karoline | 02 | Denmark Junior | 30.52 | 696 |
| 16. | PALMUND Liva | 02 | Denmark Junior | 30.78 | 679 |
| 17. | PATEL Maana | 00 | Glenmark Aquatic Foundation | 30.85 | 674 |
| 18. | NAFFAH Marie | 00 | SU Agen | 31.17 | 654 |
| 19. | NUNES Chefanja | 01 | KNZB-OC | 31.25 | 649 |
| 20. | SLEVIN Mia | 03 | Swim England East Midlands | 31.84 | 613 |



FLNS
LUXEMBOURGFédération Luxembourgeoise
de Natation et de Sauvetage

LUXEMBOURG

LET'S MAKE IT HAPPEN


21st Luxembourg Euro Meet 2019
Luxembourg, 25th - 27th January 2019

| | | | | | |
|--------------------|-----------------------|--------------------|-----|---------------|----------------|
| Event 114 | Men, 50m Backstroke | | | | Open |
| 26.01.2019 - 18:22 | sponsored by: Novotel | | | | Results Finals |
| Meet Record | 25.16 | KOPELEV Jonatan | ISR | Luxembourg | 29.01.2012 |
| Meet Record | 25.16 | CHRISTOU Apostolos | GRE | Luxembourg | 27.01.2017 |
| World Record | 24.00 | KOLESNIKOV Kliment | RUS | Glasgow (GBR) | 04.08.2018 |
| European Record | 24.00 | KOLESNIKOV Kliment | RUS | Glasgow (GBR) | 04.08.2018 |

Points: FINA 2018

| Rank | | YB | | Time | Pts | |
|---------|--------------------------|----|---------------------------------------|--------------|-----|----|
| Final A | | | | | | |
| 1. | GLINTA Robert-Andrei | 97 | Romania | 24.83 | 907 | MR |
| 2. | KAS'YAN Bogdan | 97 | Ukrainian Swimming Federation | 25.89 | 800 | |
| 3. | UL'YANOV Nikita | 94 | Russia Ugra | 26.00 | 790 | |
| 4. | MANNES Max | 97 | Fed. Luxembourgeoise de Natation | 26.42 | 753 | |
| 5. | JAKUPSSON Magnus | 94 | Farum | 26.49 | 747 | |
| 6. | DULONDEL Louis | 98 | Vikings de Rouen | 26.54 | 743 | |
| 7. | ZIEMANN Felix | 97 | SC Wiesbaden 1911 | 26.91 | 712 | |
| 8. | MORA Lorenzo | 98 | Ass. Amici Del Nuoto Vigili Del Fuoco | 26.97 | 708 | |
| 9. | BELLAY Mathieu | 97 | Vikings de Rouen | 27.12 | 696 | |
| 10. | LOEWEL Lukas | 90 | Hessischer Schwimm-Verband | 27.19 | 691 | |
| Final B | | | | | | |
| 11. | PERKS Sam | 02 | Plymouth Leander SC | 27.27 | 685 | |
| 12. | PEDERSEN Nicklas Oestman | 02 | Denmark Junior | 27.33 | 680 | |
| 13. | BROCK Marc | 00 | SG Essen | 27.37 | 677 | |
| 14. | FOELDHAZI David | 95 | Iron Swim | 27.45 | 671 | |
| 15. | VAN WESTERING Kai | 03 | Collectif Nouvelle-Aquitaine | 27.49 | 668 | |
| 16. | JODIN Mateo | 01 | FFN Ouest | 27.58 | 662 | |
| 17. | ZLATIC Lazar | 94 | Iron Swim | 27.62 | 659 | |
| 18. | VALENTI Thomas | 02 | Polisportiva Comunale Riccione | 27.71 | 652 | |
| 19. | TRUMPA Adrian | 00 | SG Poseidon Eppelheim | 27.74 | 650 | |
| 20. | GRUNERT Paul | 02 | Schwimmverein Mannheim | 27.75 | 650 | |





Fédération Luxembourgeoise
de Natation et de Sauvetage

LUXEMBOURG

LET'S MAKE IT HAPPEN

21st Luxembourg Euro Meet 2019
Luxembourg, 25th - 27th January 2019

Event 115 Women, 200m Freestyle Open
26.01.2019 - 18:27 sponsored by: Loterie Nationale Results Finals

| | | | | | |
|-----------------|---------|---------------------|-----|------------|------------|
| Meet Record | 1:56.81 | HOSSZU Katinka | HUN | Luxembourg | 30.01.2016 |
| World Record | 1:52.98 | PELLEGRINI Federica | ITA | Rome (ITA) | 29.07.2009 |
| European Record | 1:52.98 | PELLEGRINI Federica | ITA | Rome (ITA) | 29.07.2009 |

Points: FINA 2018

| Rank | YB | Time | Pts | 50m | 100m | 150m | 200m |
|----------------|---|----------------|-----|-------|---------|---------|---------|
| Final A | | | | | | | |
| 1. | MROZINSKI Julia 00 SGS Hamburg | 1:59.40 | 847 | 28.10 | 58.75 | 1:29.67 | 1:59.40 |
| 2. | SJOESTROM Sarah 93 Energy Standard | 1:59.59 | 843 | 27.74 | 57.81 | 1:28.63 | 1:59.59 |
| 3. | FOOS Reva 93 Hessischer Schwimm-Verband | 1:59.78 | 839 | 28.69 | 59.03 | 1:29.74 | 1:59.78 |
| 4. | UGOLKOVA Maria 89 Schwimmclub Uster Wallisellen | 1:59.80 | 838 | 28.33 | 58.73 | 1:29.51 | 1:59.80 |
| 5. | MASSON Rachel-Louise 95 Edinburgh University | 2:02.98 | 775 | 28.24 | 59.69 | 1:31.42 | 2:02.98 |
| 6. | VERRASZTO Evelyn 89 Team Hungary | 2:03.01 | 774 | 28.76 | 59.88 | 1:31.40 | 2:03.01 |
| 7. | SLEVIN Mia 03 Swim England East Midlands | 2:03.18 | 771 | 30.09 | 1:01.28 | 1:32.61 | 2:03.18 |
| 8. | HOLDEN Polly 99 Nova Centurion SC | 2:03.76 | 760 | 29.80 | 1:01.24 | 1:32.94 | 2:03.76 |
| 9. | OLIVIER Monique 98 Fed. Luxembourgeoise de Natation | 2:03.93 | 757 | 29.54 | 1:00.75 | 1:32.80 | 2:03.93 |
| 10. | EBBESSEN Elisabeth Sab02 Denmark Junior | 2:05.88 | 722 | 28.59 | 1:00.06 | 1:32.75 | 2:05.88 |
| Final B | | | | | | | |
| 11. | OSRIN Honey 03 Plymouth Leander SC | 2:03.83 | 759 | 29.47 | 1:01.48 | 1:33.35 | 2:03.83 |
| 12. | COLBERT Freya 04 Swim England East Midlands | 2:04.16 | 753 | 29.38 | 1:00.95 | 1:32.96 | 2:04.16 |
| 13. | CABON Lean 02 FFN Ouest | 2:04.54 | 746 | 29.52 | 1:01.50 | 1:33.79 | 2:04.54 |
| 14. | RAMATELLI Giulia 00 Tiro a Volo Nuoto | 2:04.85 | 741 | 30.13 | 1:01.64 | 1:33.59 | 2:04.85 |
| 15. | GLENISTER Michaella 02 Swim England East Midlands | 2:04.87 | 740 | 29.28 | 1:00.90 | 1:33.11 | 2:04.87 |
| 16. | MALUKA Ieva 03 BJSS Ridzene DSN | 2:05.07 | 737 | 29.27 | 1:00.71 | 1:32.78 | 2:05.07 |
| 17. | RICCI Nicole 04 Swimming Luxembourg | 2:05.72 | 725 | 29.31 | 1:00.05 | 1:32.87 | 2:05.72 |
| 18. | BORRA Giulia 01 Team Insubrika | 2:07.42 | 697 | 29.68 | 1:01.46 | 1:34.33 | 2:07.42 |
| 19. | LE BRIS Clara 03 FFN Ouest | 2:07.58 | 694 | 29.60 | 1:01.40 | 1:34.32 | 2:07.58 |
| 20. | PECHINI Monica 03 Dimensione Nuoto | 2:10.71 | 645 | 29.57 | 1:01.65 | 1:35.96 | 2:10.71 |





Fédération Luxembourgeoise
de Natation et de Sauvetage

LUXEMBOURG

LET'S MAKE IT HAPPEN

21st Luxembourg Euro Meet 2019
Luxembourg, 25th - 27th January 2019

| Event 116 26.01.2019 - 18:32 | Men, 200m Freestyle sponsored by: Loterie Nationale | | | | Open Results Finals |
|---------------------------------|--|---------------------|-----|------------|------------------------|
| Meet Record | 1:46.10 | STJEPANOVIC Velimir | SRB | Luxembourg | 30.01.2016 |
| World Record | 1:42.00 | BIEDERMANN Paul | GER | Rome (ITA) | 28.07.2009 |
| European Record | 1:42.00 | BIEDERMANN Paul | GER | Rome (ITA) | 28.07.2009 |

Points: FINA 2018

| Rank | YB | Time | Pts | 50m | 100m | 150m | 200m | |
|----------------|---------------------|-------------------------------------|----------------|-----|-------|-------|---------|---------|
| Final A | | | | | | | | |
| 1. | ZELLMANN Poul | 95 SG Essen | 1:48.81 | 823 | 25.76 | 53.27 | 1:21.04 | 1:48.81 |
| 2. | KOLESNIKOV Kliment | 00 Moscow Club | 1:49.48 | 808 | 24.89 | 52.25 | 1:20.62 | 1:49.48 |
| 3. | MIROSLAW Rafael | 01 SG HT16 Hamburg | 1:49.86 | 800 | 25.88 | 53.44 | 1:21.80 | 1:49.86 |
| 4. | DUBININ Vladimir | 99 Moscow Club | 1:50.17 | 793 | 25.90 | 53.60 | 1:21.92 | 1:50.17 |
| 5. | ZHIKHAREV Petr | 99 Youth of Moscow | 1:50.69 | 782 | 26.14 | 55.05 | 1:23.61 | 1:50.69 |
| 6. | ZIRK Gregor | 99 Energy Standard | 1:50.74 | 781 | 25.61 | 53.70 | 1:22.16 | 1:50.74 |
| 7. | HEIDTMANN Jacob | 94 Swim-Team Elmshorn | 1:51.08 | 774 | 26.06 | 53.73 | 1:22.13 | 1:51.08 |
| 8. | FLOHR Julius | 95 Hessischer Schwimm-Verband | 1:52.08 | 753 | 26.51 | 54.87 | 1:23.54 | 1:52.08 |
| 9. | MAKSUMOV Ernest | 97 Moscow Club | 1:52.24 | 750 | 26.70 | 55.28 | 1:24.35 | 1:52.24 |
| 10. | HANSEN Andreas | 00 Denmark Senior | 1:52.38 | 747 | 26.19 | 54.91 | 1:24.10 | 1:52.38 |
| Final B | | | | | | | | |
| 11. | RAZZETTI Alberto | 99 Italian Swimming Federation | 1:51.16 | 772 | 26.09 | 54.38 | 1:22.98 | 1:51.16 |
| 12. | GADGAARD Mikkel | 99 Denmark Senior | 1:52.06 | 754 | 26.02 | 53.94 | 1:22.86 | 1:52.06 |
| 13. | SALVAN Hadrien | 97 Stade de Vanves | 1:52.42 | 746 | 26.34 | 54.61 | 1:23.75 | 1:52.42 |
| 14. | NOWOSAD Max | 95 SG Neukoelln e.V. Berlin | 1:52.77 | 739 | 25.93 | 53.71 | 1:23.23 | 1:52.77 |
| 15. | KISZCZAK Jakub | 00 WKS Slask | 1:52.84 | 738 | 26.05 | 54.73 | 1:24.23 | 1:52.84 |
| 16. | FABIANI Remi | 01 Fed. Luxembourgeoise de Natation | 1:53.54 | 725 | 26.18 | 54.86 | 1:24.05 | 1:53.54 |
| 17. | KNIPPING Arjan | 94 PSV | 1:53.83 | 719 | 26.53 | 55.29 | 1:24.51 | 1:53.83 |
| 18. | JAWORSKI Szymon | 01 WKS Slask | 1:54.34 | 709 | 26.20 | 54.72 | 1:24.61 | 1:54.34 |
| 19. | DUDAS Daniel | 94 Iron Swim | 1:55.75 | 684 | 26.68 | 55.60 | 1:25.83 | 1:55.75 |
| 20. | STACCHIOTTI Raphael | 92 Fed. Luxembourgeoise de Natation | 1:55.84 | 682 | 26.22 | 55.02 | 1:24.71 | 1:55.84 |





Fédération Luxembourgeoise
de Natation et de Sauvetage

LUXEMBOURG

LET'S MAKE IT HAPPEN


21st Luxembourg Euro Meet 2019
Luxembourg, 25th - 27th January 2019

| Event 117 26.01.2019 - 18:50 | Women, 100m Butterfly sponsored by: SEO | | | | Open Results Finals |
|---------------------------------|--|------------------|-----|------------|------------------------|
| Meet Record | 56.77 | SJOESTROEM Sarah | SWE | Luxembourg | 28.01.2018 |
| World Record | 55.48 | SJOESTROEM Sarah | SWE | Rio (BRA) | 07.08.2016 |
| European Record | 55.48 | SJOESTROEM Sarah | SWE | Rio (BRA) | 07.08.2016 |

Points: FINA 2018

| Rank | YB | | Time | Pts | 50m | 100m |
|----------------|----|---|----------------|-----|-------|---------|
| Final A | | | | | | |
| 1. | 90 | BIANCHI Ilaria Italian Swimming Federation | 58.47 | 854 | 27.99 | 58.47 |
| 2. | 93 | DI LIDDO Elena Italian Swimming Federation | 58.72 | 843 | 27.62 | 58.72 |
| 3. | 89 | HOSSZU Katinka Iron Swim | 59.15 | 825 | 28.25 | 59.15 |
| 4. | 96 | SZILAGYI Liliana Team Hungary | 59.35 | 816 | 27.73 | 59.35 |
| 5. | 99 | STEPHENS Laura Plymouth Leander SC | 59.63 | 805 | 27.70 | 59.63 |
| 6. | 98 | ZANDRINGA Kinge KNZB | 59.73 | 801 | 28.13 | 59.73 |
| 7. | 93 | SJOESTROM Sarah Energy Standard | 1:00.04 | 789 | 27.77 | 1:00.04 |
| 8. | 98 | HOEPINK Lisa SG Essen | 1:00.76 | 761 | 28.22 | 1:00.76 |
| 9. | 04 | FREEMAN Sophie Plymouth Leander SC | 1:01.19 | 745 | 28.79 | 1:01.19 |
| 10. | 00 | VILLESEN Katrine Bukh Aalborg Svoemmeklub | 1:01.29 | 741 | 28.75 | 1:01.29 |
| Final B | | | | | | |
| 11. | 89 | UGOLKOVA Maria Schwimmclub Uster Wallisellen | 1:00.92 | 755 | 28.73 | 1:00.92 |
| 12. | 01 | GAARD Regitze Denmark Senior | 1:01.03 | 751 | 29.47 | 1:01.03 |
| 13. | 01 | EHRING Mareike VFL Gladbeck 1921 | 1:01.60 | 730 | 28.54 | 1:01.60 |
| 14. | 03 | ELLIOTT Maisie Swim England East Midlands | 1:01.76 | 724 | 29.09 | 1:01.76 |
| 15. | 02 | ALLISON Megan Swim Wales | 1:02.22 | 708 | 30.16 | 1:02.22 |
| 16. | 03 | KLEYBOLDT Rosalie SC Wiesbaden 1911 | 1:02.33 | 705 | 29.31 | 1:02.33 |
| 17. | 02 | MORRIS Ciara Swim Wales | 1:02.52 | 698 | 29.07 | 1:02.52 |
| 18. | 02 | ASPRISSI Karen Team Insubrika | 1:03.19 | 676 | 29.32 | 1:03.19 |
| 19. | 02 | BIDEAU Thais FFN Ouest | 1:04.38 | 639 | 29.77 | 1:04.38 |
| 20. | 01 | NUNES Chefanja KNZB-OC | 1:05.17 | 616 | 29.57 | 1:05.17 |





Fédération Luxembourgeoise
de Natation et de Sauvetage

LUXEMBOURG

LET'S MAKE IT HAPPEN

21st Luxembourg Euro Meet 2019
Luxembourg, 25th - 27th January 2019

Event 118

26.01.2019 - 18:54

Men, 100m Butterfly

sponsored by: SEO

Open

Results Finals

| | | | | | |
|-----------------|-------|----------------|-----|------------|------------|
| Meet Record | 51.40 | CSEH Laszlo | HUN | Luxembourg | 31.01.2016 |
| World Record | 49.82 | PHELPS Michael | USA | Rome (ITA) | 01.08.2009 |
| European Record | 49.95 | CAVIC Milorad | SRB | Rome (ITA) | 01.08.2009 |

Points: FINA 2018

| Rank | YB | | Time | Pts | 50m | 100m | |
|---------|-----------------------|----|-------------------------------|--------------|-----|-------|-------|
| Final A | | | | | | | |
| 1. | BURDISSO Frederico | 01 | Italian Swimming Federation | 52.78 | 841 | 24.52 | 52.78 |
| 2. | GOOSEN Mathys | 96 | KNZB | 52.98 | 831 | 24.69 | 52.98 |
| 3. | RIVOLTA Matteo | 91 | Italian Swimming Federation | 53.56 | 804 | 24.95 | 53.56 |
| 4. | TROIANOVSKIYI Ihor | 02 | Ukrainian Swimming Federation | 53.74 | 796 | 25.58 | 53.74 |
| 5. | KOPTIELOV Yevhen | 93 | Ukrainian Swimming Federation | 53.97 | 786 | 25.29 | 53.97 |
| 6. | VERLINDEN Joeri | 88 | PSV | 54.07 | 782 | 26.06 | 54.07 |
| 7. | RAZZETTI Alberto | 99 | Italian Swimming Federation | 54.29 | 772 | 25.26 | 54.29 |
| 8. | ZORZETTO Devid | 00 | Tiro a Volo Nuoto | 54.36 | 769 | 25.42 | 54.36 |
| 9. | ZIRK Kregor | 99 | Energy Standard | 54.47 | 765 | 25.52 | 54.47 |
| 10. | FILDEBRANDT Christoph | 89 | SSG Saar Max Ritter | 56.57 | 683 | 26.12 | 56.57 |
| Final B | | | | | | | |
| 11. | BICZO Bence | 93 | Team Hungary | 54.69 | 755 | 25.74 | 54.69 |
| 12. | CHIRICO Luca | 99 | Team Insubrika | 55.00 | 743 | 25.62 | 55.00 |
| 13. | REDEMANN Fleming | 00 | SG Essen | 55.14 | 737 | 26.15 | 55.14 |
| 14. | KHLOPTSOV Andrii | 98 | Ukrainian Swimming Federation | 55.49 | 723 | 26.88 | 55.49 |
| 15. | KAMMANN Bjoern | 01 | AMTV-FTV Hamburg | 55.76 | 713 | 26.12 | 55.76 |
| 16. | BEELEY Tom | 99 | Plymouth Leander SC | 55.83 | 710 | 26.46 | 55.83 |
| 17. | NICKELSEN Rasmus | 03 | Denmark Junior | 56.01 | 703 | 25.91 | 56.01 |
| 18. | SCHALLER Moritz | 00 | SG Bayer | 56.12 | 699 | 26.03 | 56.12 |
| 19. | DUDAS Daniel | 94 | Iron Swim | 59.68 | 581 | 27.56 | 59.68 |
| DNS | HIGGINS John | 95 | UCD Swim Team | | | | |





Fédération Luxembourgeoise
de Natation et de Sauvetage

LUXEMBOURG

LET'S MAKE IT HAPPEN

21st Luxembourg Euro Meet 2019
Luxembourg, 25th - 27th January 2019


Event 119 Women, 200m Breaststroke Open
26.01.2019 - 18:59 sponsored by: SEO Results Finals

| | | | | | |
|-----------------|---------|------------------------|-----|-----------------|------------|
| Meet Record | 2:25.32 | RENSHAW Molly | GBR | Luxembourg | 28.01.2017 |
| World Record | 2:19.11 | PEDERSEN Rikke Moeller | DEN | Barcelona (ESP) | 01.08.2013 |
| European Record | 2:19.11 | PEDERSEN Rikke Moeller | DEN | Barcelona (ESP) | 01.08.2013 |

Points: FINA 2018

| Rank | | YB | | Time | Pts | 50m | 100m | 150m | 200m |
|---------|--------------|-----------|-----------------------------------|----------------|-----|-------|---------|---------|---------|
| Final A | | | | | | | | | |
| 1. | BLOMSTERBERG | Thea | 02 Denmark Junior | 2:27.30 | 842 | 33.62 | 1:10.97 | 1:48.47 | 2:27.30 |
| 2. | STEIGER | Jessica | 92 VFL Gladbeck 1921 | 2:28.92 | 815 | 34.01 | 1:11.36 | 1:49.97 | 2:28.92 |
| 3. | HERKLE | Kim | 03 SV Cannstatt 1898 e.V. | 2:31.13 | 779 | 33.88 | 1:12.68 | 1:51.75 | 2:31.13 |
| 4. | HOSSZU | Katinka | 89 Iron Swim | 2:31.64 | 772 | 34.38 | 1:12.91 | 1:52.42 | 2:31.64 |
| 5. | ELENDT | Anna | 01 Hessischer Schwimm-Verband | 2:32.85 | 753 | 34.87 | 1:14.00 | 1:53.56 | 2:32.85 |
| 6. | STAUDINGER | Sara | 99 Schwimmclub Uster Wallisellen | 2:34.32 | 732 | 35.90 | 1:14.35 | 1:55.02 | 2:34.32 |
| 7. | SCARCELLA | Ilaria | 93 C.C. Aniene | 2:35.63 | 714 | 35.09 | 1:15.06 | 1:54.88 | 2:35.63 |
| 8. | DUPONT | Zia | 02 FFN Ouest | 2:37.22 | 692 | 35.52 | 1:15.52 | 1:56.20 | 2:37.22 |
| 9. | SCHIMMEL | Hilja | 03 Team West | 2:38.00 | 682 | 35.79 | 1:15.55 | 1:56.55 | 2:38.00 |
| 10. | BROEKHOVEN | Lana | 03 Plymouth Leander SC | 2:40.02 | 656 | 34.90 | 1:14.81 | 1:57.27 | 2:40.02 |
| Final B | | | | | | | | | |
| 11. | MAZZONI | Samanta | 01 Polisportiva Comunale Riccione | 2:35.67 | 713 | 35.31 | 1:14.85 | 1:54.65 | 2:35.67 |
| 12. | JUNG | Maike | 02 Swimteam Heddos | 2:38.04 | 681 | 35.65 | 1:15.95 | 1:56.92 | 2:38.04 |
| 13. | METZ | Rosey | 01 KNZB-OC | 2:38.55 | 675 | 35.53 | 1:16.69 | 1:57.34 | 2:38.55 |
| 14. | COLBERT | Freya | 04 Swim England East Midlands | 2:38.83 | 671 | 37.15 | 1:17.65 | 1:58.68 | 2:38.83 |
| 15. | FLETCHER | Cira | 98 Nova Centurion SC | 2:39.36 | 665 | 36.92 | 1:17.53 | 1:58.84 | 2:39.36 |
| 16. | FRANQUINET | Ambre | 04 Liege Mosan | 2:39.63 | 661 | 35.86 | 1:16.69 | 1:58.12 | 2:39.63 |
| 17. | BARREAU | Laure | 02 FFN Ouest | 2:39.84 | 659 | 36.13 | 1:16.44 | 1:58.02 | 2:39.84 |
| 18. | DAVIES | Erin | 03 Swim Wales | 2:40.50 | 651 | 36.38 | 1:16.72 | 1:59.44 | 2:40.50 |
| 19. | KOOP | Marina | 00 VFL Gladbeck 1921 | 2:41.08 | 644 | 35.72 | 1:16.51 | 1:58.39 | 2:41.08 |
| 20. | DUUS | Mia Steen | 01 Denmark Senior | 2:41.51 | 638 | 36.18 | 1:16.97 | 1:59.41 | 2:41.51 |





Fédération Luxembourgeoise
de Natation et de Sauvetage

LUXEMBOURG

LET'S MAKE IT HAPPEN

21st Luxembourg Euro Meet 2019
Luxembourg, 25th - 27th January 2019

| Event 120 26.01.2019 - 19:04 | Men, 200m Breaststroke | | | | Open |
|---------------------------------|---------------------------------|----------------|-----|---------------|----------------|
| | sponsored by: Loterie Nationale | | | | Results Finals |
| Meet Record | 2:07.69 | KOCH Marco | GER | Luxembourg | 30.01.2016 |
| World Record | 2:06.67 | WATANABE Ippei | JPN | Tokyo (JPN) | 29.01.2017 |
| European Record | 2:06.80 | CHUPKOV Anton | RUS | Glasgow (GBR) | 06.08.2018 |

Points: FINA 2018

| Rank | YB | Time | Pts | 50m | 100m | 150m | 200m | |
|----------------|----------------------|-----------------------------------|----------------|-----|-------|---------|---------|---------|
| Final A | | | | | | | | |
| 1. | KOCH Marco | 90 Hessischer Schwimm-Verband | 2:09.69 | 931 | 29.81 | 1:03.10 | 1:36.63 | 2:09.69 |
| 2. | KAMMINGA Arno | 95 KNZB | 2:11.46 | 894 | 29.98 | 1:03.83 | 1:37.93 | 2:11.46 |
| 3. | PILGER Maximilian | 96 SG Essen | 2:12.99 | 864 | 29.85 | 1:03.76 | 1:38.29 | 2:12.99 |
| 4. | KOPTIELOV Mykyta | 99 Ukrainian Swimming Federation | 2:13.84 | 847 | 29.74 | 1:03.38 | 1:38.20 | 2:13.84 |
| 5. | STRILETS Ivan | 98 Ukrainian Swimming Federation | 2:13.97 | 845 | 30.34 | 1:04.52 | 1:39.01 | 2:13.97 |
| 6. | CHILLINGWORTH Adam | 97 Plymouth Leander SC | 2:16.19 | 804 | 32.15 | 1:05.91 | 1:41.79 | 2:16.19 |
| 7. | TITENIS Giedrius | 89 Lithuanian Swimming Federation | 2:17.55 | 780 | 30.92 | 1:05.90 | 1:41.19 | 2:17.55 |
| 8. | KNIPPING Arjan | 94 PSV | 2:18.04 | 772 | 31.36 | 1:06.30 | 1:41.99 | 2:18.04 |
| 9. | WILLIM Yannis Merlin | 99 SG Bayer | 2:18.52 | 764 | 31.22 | 1:06.47 | 1:42.54 | 2:18.52 |
| DSQ | VERRASZTO David | 88 Team Hungary | | | | | | |

B1 - more than one single butterfly kick before the first breaststroke kick (SW 7.1) (Time: 19:10)

| | | | | | | | | |
|----------------|-------------------------|--|----------------|-----|-------|---------|---------|---------|
| Final B | | | | | | | | |
| 11. | SHEMBEREV Maksym | 93 Azerbaijan | 2:17.11 | 788 | 30.90 | 1:05.42 | 1:40.77 | 2:17.11 |
| 12. | KRYZHANIVSKYI Rostyslav | 04 Ukrainian Swimming Federation | 2:17.94 | 774 | 31.64 | 1:08.12 | 1:43.61 | 2:17.94 |
| 13. | PETRASHOV Denis | 00 Kyrgyz Republic Swimming Federation | 2:18.62 | 763 | 31.52 | 1:07.05 | 1:42.56 | 2:18.62 |
| 14. | MARTINENGHI Nicolo | 99 Italian Swimming Federation | 2:18.77 | 760 | 28.95 | 1:03.82 | 1:40.89 | 2:18.77 |
| 15. | KUEHLING Alexander | 97 SG Bayer | 2:19.65 | 746 | 31.13 | 1:06.94 | 1:42.88 | 2:19.65 |
| 16. | MATZERATH Lucas | 00 Hessischer Schwimm-Verband | 2:19.98 | 741 | 31.73 | 1:07.57 | 1:43.66 | 2:19.98 |
| 17. | MANETSCH Lucas | 96 Schwimmclub Uster Wallisellen | 2:20.33 | 735 | 33.28 | 1:08.81 | 1:45.50 | 2:20.33 |
| 18. | KOST Tim Dennis | 02 SV Nikar Heidelberg | 2:21.73 | 713 | 32.55 | 1:08.73 | 1:45.78 | 2:21.73 |
| 19. | CHUNG YEE Jonathan | 98 SG HT16 Hamburg | 2:22.85 | 697 | 32.29 | 1:08.16 | 1:45.21 | 2:22.85 |
| 20. | TKACHUK Maksim | 03 Lutsk | 2:23.01 | 694 | 31.80 | 1:07.93 | 1:45.00 | 2:23.01 |





Fédération Luxembourgeoise
de Natation et de Sauvetage

LUXEMBOURG

LET'S MAKE IT HAPPEN


21st Luxembourg Euro Meet 2019
Luxembourg, 25th - 27th January 2019

| | | | | | |
|---------------------------------|---|------------------|-----|----------------|------------------------|
| Event 121 26.01.2019 - 19:16 | Women, 50m Freestyle sponsored by: Arena | | | | Open Results Finals |
| Meet Record | 24.01 | SJOESTROEM Sarah | SWE | Luxembourg | 28.01.2017 |
| World Record | 23.67 | SJOESTROEM Sarah | SWE | Budapest (HUN) | 29.07.2017 |
| European Record | 23.67 | SJOESTROEM Sarah | SWE | Budapest (HUN) | 29.07.2017 |

Points: FINA 2018

| Rank | | YB | | Time | Pts |
|---------|---------------------------|----|-------------------------------|--------------|-----|
| Final A | | | | | |
| 1. | SJOESTROM Sarah | 93 | Energy Standard | 24.65 | 885 |
| 2. | KOST Nina | 95 | Schwimmclub Uster Wallisellen | 25.40 | 809 |
| 3. | FERRAIOLI Erika | 86 | Italian Swimming Federation | 25.50 | 799 |
| 4. | DI PIETRO Silvia | 93 | Italian Swimming Federation | 25.71 | 780 |
| 5. | VAN ROON Valerie | 98 | KNZB | 25.81 | 771 |
| 6. | STEIGER Jessica | 92 | VFL Gladbeck 1921 | 26.10 | 745 |
| 7. | PROUFF Faustine | 88 | Stade de Vanves | 26.25 | 733 |
| 8. | BARRETT Karoline | 02 | Denmark Junior | 26.33 | 726 |
| 9. | VAN NUNEN Sam | 01 | PSV | 26.57 | 707 |
| 10. | EBBESSEN Elisabeth Sabroe | 02 | Denmark Junior | 26.64 | 701 |
| Final B | | | | | |
| 11. | MROZINSKI Julia | 00 | SGS Hamburg | 25.89 | 764 |
| 12. | PILHATSCH Caroline | 99 | AT Graz | 26.13 | 743 |
| 13. | MALUKA Ieva | 03 | BJSS Ridzene DSN | 26.51 | 711 |
| 14. | KUBOVA Simona | 91 | Slavie Chomutov | 26.53 | 710 |
| 15. | YENDELL Sophie | 02 | Swim England East Midlands | 26.57 | 707 |
| 16. | ALLISON Megan | 02 | Swim Wales | 26.82 | 687 |
| 17. | BORRA Giulia | 01 | Team Insubrika | 26.83 | 686 |
| 18. | RICCI Nicole | 04 | Swimming Luxembourg | 26.90 | 681 |
| 19. | KLEYBOLDT Rosalie | 03 | SC Wiesbaden 1911 | 26.97 | 676 |
| 20. | MORIN Tilde | 02 | Team West | 27.30 | 651 |





Fédération Luxembourgeoise
de Natation et de Sauvetage

LUXEMBOURG

LET'S MAKE IT HAPPEN


21st Luxembourg Euro Meet 2019
Luxembourg, 25th - 27th January 2019

| Event 122 26.01.2019 - 19:20 | Men, 50m Freestyle sponsored by: Arena | | | | Open Results Finals |
|---------------------------------|---|--------------------|-----|-------------------|------------------------|
| Meet Record | 21.89 | PROUD Ben | GBR | Luxembourg | 27.01.2018 |
| World Record | 20.91 | CIELO Cesar | BRA | Sao Paulo (BRA) | 18.12.2009 |
| European Record | 20.94 | BOUSQUET Frederick | FRA | Montpellier (FRA) | 26.04.2009 |

Points: FINA 2018

| Rank | | YB | | Time | Pts | |
|----------------|------------------------|----|----------------------------------|--------------|-----|----|
| Final A | | | | | | |
| 1. | PROUD Ben | 94 | Energy Standard | 21.71 | 893 | MR |
| 2. | SHEVTSOV Sergii | 98 | Energy Standard | 22.40 | 813 | |
| 3. | PUTS Jesse | 94 | KNZB | 22.54 | 798 | |
| 4. | MIRESSI Alessandro | 98 | Italian Swimming Federation | 22.75 | 776 | |
| 5. | DUBININ Vladimir | 99 | Moscow Club | 22.94 | 757 | |
| 6. | BUKHOV Vladyslav | 02 | Ukrainian Swimming Federation | 22.96 | 755 | |
| 7. | AERENTS Jasper | 92 | Brugse Zwem- & Reddingskring | 22.98 | 753 | |
| 8. | DOTTO Luca | 90 | Italian Swimming Federation | 23.27 | 725 | |
| 9. | FILDEBRANDT Christoph | 89 | SSG Saar Max Ritter | 23.34 | 719 | |
| 10. | BAARS Jeroen | 92 | Rotterdam Swimming (SG) | 23.52 | 702 | |
| Final B | | | | | | |
| 11. | HENX Julien | 95 | Fed. Luxembourgeoise de Natation | 23.34 | 719 | |
| 12. | EMO Jerome | 00 | Herstalnatation | 23.38 | 715 | |
| 13. | DINE MOREIRA Orhan | 98 | EN Tours | 23.43 | 710 | |
| 14. | CHRISTENSEN Kevin Witt | 95 | Farum | 23.44 | 709 | |
| 15. | FABIANI Remi | 01 | Fed. Luxembourgeoise de Natation | 23.58 | 697 | |
| 16. | VERHOEVEN Thomas | 97 | Rotterdam Swimming (SG) | 23.72 | 685 | |
| 17. | MIROSLAW Rafael | 01 | SG HT16 Hamburg | 23.85 | 673 | |
| 18. | NIANE Abdoul | 88 | AS Monaco | 23.87 | 672 | |
| 19. | MITCHELL Stefano | 99 | Plymouth Leander SC | 24.03 | 658 | |
| 20. | SCHUBERT Georg | 01 | Dresdner SC 1898 e.V. | 24.22 | 643 | |





Fédération Luxembourgeoise
de Natation et de Sauvetage

LUXEMBOURG

LET'S MAKE IT HAPPEN


21st Luxembourg Euro Meet 2019
Luxembourg, 25th - 27th January 2019

| Event 25 | Mixed, 4 x 100m Freestyle | | | | Open |
|--------------------|---------------------------|---------------------------|-----|----------------|------------|
| 26.01.2019 - 19:36 | sponsored by: FLNS | | | | Results |
| Meet Record | 3:34.44 | Badischer Schwimm-Verband | GER | Luxembourg | 30.01.2016 |
| World Record | 3:19.60 | United States | USA | Budapest (HUN) | 29.07.2017 |
| European Record | 3:21.81 | Netherlands | NED | Budapest (HUN) | 29.07.2017 |

Points: FINA 2018

| Rank | | | | | Time | Pts | | |
|------|------------------------------------|----------------------------------|-------|-------|---------------------|-------|-------|---------|
| 1. | SG Essen 1 | SG Essen | | | 3:38.57 | 761 | | |
| | REDEMANN Fleming | +0.69 | 25.48 | 52.42 | RUHNAU Alice | +0.39 | 27.70 | 59.04 |
| | ZELLMANN Poul | +0.14 | 24.21 | 50.58 | HOEPINK Lisa | +0.28 | 26.82 | 56.53 |
| 2. | FFN Ouest 1 | FFN Ouest | | | 3:40.33 | 743 | | |
| | SOULARD Nathanael | +0.73 | 25.45 | 53.07 | INGOGLIA Joanne | +0.51 | 27.69 | 58.40 |
| | THENU Maxime | +0.31 | 25.38 | 52.63 | CABON Lean | +0.37 | 27.26 | 56.23 |
| 3. | Team Hungary 1 | Team Hungary | | | 3:41.06 | 736 | | |
| | BICZO Bence | +0.66 | 25.56 | 52.73 | VERRASZTO Evelyn | +0.31 | 27.50 | 57.29 |
| | VERRASZTO David | +0.62 | 25.78 | 53.25 | SZILAGYI Liliána | +0.32 | 27.33 | 57.79 |
| 4. | Swim England East Midlands 2 | Swim England East Midlands | | | 3:41.57 | 731 | | |
| | SAVAGE Daniel | +0.67 | 25.00 | 52.60 | SLEVIN Mia | +0.43 | 27.46 | 56.86 |
| | BEAMER Thomas | +0.46 | 26.24 | 54.84 | WIZARD Betsy | +0.26 | 27.21 | 57.27 |
| 5. | Féd. Luxembourgeoise de Natation 1 | Fed. Luxembourgeoise de Natation | | | 3:41.59 | 730 | | |
| | STACCHIOTTI Raphael | +0.64 | 24.92 | 51.88 | BANKY Jacqueline | +0.58 | 27.53 | 58.66 |
| | HENX Julien | +0.67 | 25.88 | 53.62 | OLIVIER Monique | +0.43 | 27.88 | 57.43 |
| 6. | KNZB-OC 1 | KNZB-OC | | | 3:42.01 | 726 | | |
| | MELLEMA Berjen | +0.71 | 25.01 | 52.01 | KOEHORST Britta | +0.15 | 27.67 | 58.10 |
| | STOLK Ivo | +0.16 | 25.68 | 54.41 | SPIERING Femke | +0.18 | 27.38 | 57.49 |
| 7. | SC Wiesbaden 1911 1 | SC Wiesbaden 1911 | | | 3:43.05 | 716 | | |
| | ZIEMANN Felix | +0.68 | 25.28 | 52.53 | KLEYBOLDT Rosalie | +0.36 | 27.40 | 57.07 |
| | AX Joel | +0.33 | 25.25 | 52.85 | ERHART Samira Svea | +0.20 | 28.22 | 1:00.60 |
| 8. | Polisportiva Comunale Riccione 1 | Polisportiva Comunale Riccione | | | 3:44.21 | 705 | | |
| | ANDREINI Luca | +0.64 | 25.87 | 53.90 | MAZZONI Samanta | +0.03 | 27.36 | 57.15 |
| | VALENTI Thomas | -0.03 | 24.99 | 52.90 | RICCHI Aurora | +0.25 | 28.69 | 1:00.26 |
| 9. | Aalborg Svoemmeklub 1 | Aalborg Svoemmeklub | | | 3:44.51 | 702 | | |
| | BLANCH Nicolas | +0.68 | 25.60 | 53.21 | OTTESEN Camilla | +0.16 | 27.52 | 58.04 |
| | FROST Oliver Noergaard | +0.32 | 26.22 | 54.72 | BAERENTSEN Amalie | +0.39 | 27.97 | 58.54 |
| 10. | Féd. Luxembourgeoise de Natation 2 | Fed. Luxembourgeoise de Natation | | | 3:45.93 | 689 | | |
| | SAUBER Bob | +0.70 | 25.69 | 52.84 | PETERS Emma | +0.39 | 28.44 | 1:00.36 |
| | FABIANI Remi | +0.31 | 24.92 | 52.63 | PEREZ-GARCIA Maria | +0.34 | 28.70 | 1:00.10 |
| 11. | Team West 1 | Team West | | | 3:46.03 | 688 | | |
| | RUDQVIST Samuel | +0.69 | 26.42 | 54.79 | FORSS Trine | +0.52 | 27.91 | 58.85 |
| | OLSSON Melker | +0.42 | 25.95 | 53.92 | ASTEDT Sofia | +0.53 | 28.30 | 58.47 |
| 12. | Swim England East Midlands 1 | Swim England East Midlands | | | 3:46.23 | 686 | | |
| | POOLE Charlie | +0.63 | 25.72 | 52.99 | GLENISTER Michaela | +0.81 | 28.35 | 59.28 |
| | PLOWMAN Archie | +0.39 | 26.49 | 55.48 | COLBERT Freya | +0.57 | 28.08 | 58.48 |
| 13. | FFN Ouest 2 | FFN Ouest | | | 3:46.54 | 683 | | |
| | PICOCHÉ Louis | +0.63 | 25.97 | 54.60 | SAUDRAIS Svetlana | +0.65 | 28.95 | 1:00.54 |
| | JODIN Mateo | +0.23 | 25.78 | 53.67 | LE BRIS Clara | +0.57 | 27.67 | 57.73 |
| 14. | KNZB-OC 2 | KNZB-OC | | | 3:47.30 | 677 | | |
| | VAN DEN HEUVEL Quinn | +0.72 | 26.21 | 55.10 | TANIS Elise | +0.29 | 27.40 | 58.24 |
| | STREEFLAND Keanu | +0.32 | 26.41 | 55.25 | VAN DROFFELAAR Anna | +0.16 | 27.67 | 58.71 |





Fédération Luxembourgeoise
de Natation et de Sauvetage

LUXEMBOURG


LET'S MAKE IT HAPPEN

21st Luxembourg Euro Meet 2019
Luxembourg, 25th - 27th January 2019

Event 25, Mixed, 4 x 100m Freestyle, Open

| Rank | | | | | Time | Pts | |
|------|------------------------------|-------|-------|---------|----------------|---------------|---------|
| 15. | SSG Saar Max Ritter 1 | | | | 3:48.37 | 667 | |
| | FILDEBRANDT Christoph | +0.68 | 25.10 | 51.12 | +0.56 | 29.50 | 1:01.87 |
| | WERNER Nick | +0.59 | 26.42 | 55.47 | +0.30 | 28.35 | 59.91 |
| 16. | EN Tours 1 | | | | 3:49.05 | 661 | |
| | DINE MOREIRA Orhan | +0.60 | 24.88 | 52.09 | +0.47 | 25.51 | 53.69 |
| | LISTRAT Charlotte | +0.51 | 29.59 | 1:01.97 | +0.47 | 29.37 | 1:01.30 |
| 17. | Team West 2 | | | | 3:50.57 | 648 | |
| | ARVIDSSON Anton | +0.64 | 25.54 | 54.50 | +0.31 | 28.10 | 1:00.38 |
| | JEDEL Christopher | +0.23 | 26.87 | 56.16 | +0.51 | 28.39 | 59.53 |
| 18. | Swim Team Lucerne 1 | | | | 4:01.12 | 567 | |
| | SCHMIDIGER Ian | +0.79 | 27.06 | 57.37 | +0.32 | 29.42 | 1:01.94 |
| | NAEF Marcel | +0.20 | 27.73 | 59.93 | +0.34 | 29.89 | 1:01.88 |
| DNS | UCD Swim Team 1 | | | | | UCD Swim Team | |





Fédération Luxembourgeoise
de Natation et de Sauvetage

LUXEMBOURG

LET'S MAKE IT HAPPEN

21st Luxembourg Euro Meet 2019
Luxembourg, 25th - 27th January 2019


5 - Sunday morning

27.01.2019 - 8:00

| Event 26 27.01.2019 - 8:00 | Women, 400m Freestyle sponsored by: Cactus | | | | 2005 and older Results Prelim |
|---|---|---------------------|-----|------------|----------------------------------|
| Meet Record | 4:07.94 | BELMONTE Mireia | ESP | Luxembourg | 31.01.2016 |
| World Record | 3:56.46 | LEDECKY Kathleen | USA | Rio (BRA) | 07.08.2016 |
| European Record | 3:59.15 | PELLEGRINI Federica | ITA | Rome (ITA) | 26.07.2009 |
| Open 18 +: 4:42.20 / Junior 16 - 17: 4:51.00 / Youth 14 - 15: 4:58.00 | | | | | |
| Points: FINA 2018 | | | | | |

| Rank | | | YB | | | | | Time | Pts | | | |
|------|-----------------------|---------|-------|----------------------------------|---------|-------|-------|----------------|-------|-------|---------|-------|
| Open | | | | | | | | | | | | |
| 1. | HOLDEN Polly | | 99 | Nova Centurion SC | | | | 4:17.07 | 778 Q | | | |
| | 50m: | 30.32 | 30.32 | 150m: | 1:34.84 | 32.63 | 250m: | 2:40.15 | 32.81 | 350m: | 3:45.19 | 32.51 |
| | 100m: | 1:02.21 | 31.89 | 200m: | 2:07.34 | 32.50 | 300m: | 3:12.68 | 32.53 | 400m: | 4:17.07 | 31.88 |
| 2. | VILLESEN Katrine Bukh | | 00 | Aalborg Svoemmeklub | | | | 4:19.28 | 758 Q | | | |
| | 50m: | 29.79 | 29.79 | 150m: | 1:35.22 | 32.87 | 250m: | 2:41.20 | 32.69 | 350m: | 3:47.33 | 33.29 |
| | 100m: | 1:02.35 | 32.56 | 200m: | 2:08.51 | 33.29 | 300m: | 3:14.04 | 32.84 | 400m: | 4:19.28 | 31.95 |
| 3. | HOSSZU Katinka | | 89 | Iron Swim | | | | 4:19.29 | 758 Q | | | |
| | 50m: | 29.26 | 29.26 | 150m: | 1:35.03 | 33.09 | 250m: | 2:41.80 | 33.29 | 350m: | 3:47.81 | 32.92 |
| | 100m: | 1:01.94 | 32.68 | 200m: | 2:08.51 | 33.48 | 300m: | 3:14.89 | 33.09 | 400m: | 4:19.29 | 31.48 |
| 4. | GLENISTER Michaella | | 02 | Swim England East Midlands | | | | 4:20.73 | 745 Q | | | |
| | 50m: | 30.20 | 30.20 | 150m: | 1:35.05 | 32.77 | 250m: | 2:41.25 | 33.03 | 350m: | 3:47.77 | 33.12 |
| | 100m: | 1:02.28 | 32.08 | 200m: | 2:08.22 | 33.17 | 300m: | 3:14.65 | 33.40 | 400m: | 4:20.73 | 32.96 |
| 5. | MROZINSKI Julia | | 00 | SGS Hamburg | | | | 4:23.69 | 721 Q | | | |
| | 50m: | 28.89 | 28.89 | 150m: | 1:34.56 | 33.24 | 250m: | 2:40.78 | 33.29 | 350m: | 3:49.23 | 34.57 |
| | 100m: | 1:01.32 | 32.43 | 200m: | 2:07.49 | 32.93 | 300m: | 3:14.66 | 33.88 | 400m: | 4:23.69 | 34.46 |
| 6. | WIZARD Betsy | | 03 | Swim England East Midlands | | | | 4:25.32 | 707 Q | | | |
| | 50m: | 30.11 | 30.11 | 150m: | 1:36.98 | 33.53 | 250m: | 2:43.92 | 33.38 | 350m: | 3:51.53 | 33.64 |
| | 100m: | 1:03.45 | 33.34 | 200m: | 2:10.54 | 33.56 | 300m: | 3:17.89 | 33.97 | 400m: | 4:25.32 | 33.79 |
| 7. | COLBERT Freya | | 04 | Swim England East Midlands | | | | 4:25.49 | 706 Q | | | |
| | 50m: | 30.77 | 30.77 | 150m: | 1:38.55 | 33.97 | 250m: | 2:46.18 | 33.51 | 350m: | 3:52.79 | 32.94 |
| | 100m: | 1:04.58 | 33.81 | 200m: | 2:12.67 | 34.12 | 300m: | 3:19.85 | 33.67 | 400m: | 4:25.49 | 32.70 |
| 8. | STEPHENS Laura | | 99 | Plymouth Leander SC | | | | 4:25.78 | 704 Q | | | |
| | 50m: | 29.93 | 29.93 | 150m: | 1:35.74 | 33.06 | 250m: | 2:42.64 | 33.63 | 350m: | 3:51.82 | 34.86 |
| | 100m: | 1:02.68 | 32.75 | 200m: | 2:09.01 | 33.27 | 300m: | 3:16.96 | 34.32 | 400m: | 4:25.78 | 33.96 |
| 9. | OLIVIER Monique | | 98 | Fed. Luxembourgeoise de Natation | | | | 4:26.01 | 702 Q | | | |
| | 50m: | 30.22 | 30.22 | 150m: | 1:37.50 | 33.97 | 250m: | 2:45.52 | 33.78 | 350m: | 3:53.45 | 33.79 |
| | 100m: | 1:03.53 | 33.31 | 200m: | 2:11.74 | 34.24 | 300m: | 3:19.66 | 34.14 | 400m: | 4:26.01 | 32.56 |
| 10. | ELLIOTT Maisie | | 03 | Swim England East Midlands | | | | 4:26.92 | 695 Q | | | |
| | 50m: | 30.42 | 30.42 | 150m: | 1:37.73 | 33.89 | 250m: | 2:45.92 | 34.00 | 350m: | 3:54.38 | 33.96 |
| | 100m: | 1:03.84 | 33.42 | 200m: | 2:11.92 | 34.19 | 300m: | 3:20.42 | 34.50 | 400m: | 4:26.92 | 32.54 |
| 11. | WILKE Franka | | 02 | Plymouth Leander SC | | | | 4:28.96 | 679 R | | | |
| | 50m: | 30.85 | 30.85 | 150m: | 1:38.51 | 34.19 | 250m: | 2:47.76 | 34.57 | 350m: | 3:56.18 | 33.88 |
| | 100m: | 1:04.32 | 33.47 | 200m: | 2:13.19 | 34.68 | 300m: | 3:22.30 | 34.54 | 400m: | 4:28.96 | 32.78 |
| 12. | SLEVIN Mia | | 03 | Swim England East Midlands | | | | 4:29.87 | 672 R | | | |
| | 50m: | 31.14 | 31.14 | 150m: | 1:39.34 | 34.60 | 250m: | 2:48.59 | 34.59 | 350m: | 3:57.15 | 34.03 |
| | 100m: | 1:04.74 | 33.60 | 200m: | 2:14.00 | 34.66 | 300m: | 3:23.12 | 34.53 | 400m: | 4:29.87 | 32.72 |





Fédération Luxembourgeoise
de Natation et de Sauvetage

LUXEMBOURG


LET'S MAKE IT HAPPEN

21st Luxembourg Euro Meet 2019
Luxembourg, 25th - 27th January 2019

Event 26, Women, 400m Freestyle, Prelim, Open

| Rank | | | | | YB | | | | | Time | Pts | |
|------|-------------------------|---------|-------|-------|---------|----------------------------------|-------|---------|-------|----------------|---------|-------|
| 13. | DUUS Mia Steen | | | | 01 | Denmark Senior | | | | 4:29.91 | 672 R | |
| | 50m: | 30.64 | 30.64 | 150m: | 1:37.84 | 33.71 | 250m: | 2:46.61 | 34.41 | 350m: | 3:56.36 | 34.77 |
| | 100m: | 1:04.13 | 33.49 | 200m: | 2:12.20 | 34.36 | 300m: | 3:21.59 | 34.98 | 400m: | 4:29.91 | 33.55 |
| 14. | SZILAGYI Liliana | | | | 96 | Team Hungary | | | | 4:30.38 | 668 R | |
| | 50m: | 30.57 | 30.57 | 150m: | 1:38.70 | 34.37 | 250m: | 2:48.21 | 34.58 | 350m: | 3:57.03 | 34.35 |
| | 100m: | 1:04.33 | 33.76 | 200m: | 2:13.63 | 34.93 | 300m: | 3:22.68 | 34.47 | 400m: | 4:30.38 | 33.35 |
| 15. | PETERSEN Sofie Theophil | | | | 03 | Denmark Junior | | | | 4:30.39 | 668 | |
| | 50m: | 30.42 | 30.42 | 150m: | 1:39.29 | 34.67 | 250m: | 2:48.68 | 34.69 | 350m: | 3:57.52 | 34.45 |
| | 100m: | 1:04.62 | 34.20 | 200m: | 2:13.99 | 34.70 | 300m: | 3:23.07 | 34.39 | 400m: | 4:30.39 | 32.87 |
| 16. | FREEMAN Sophie | | | | 04 | Plymouth Leander SC | | | | 4:30.49 | 668 | |
| | 50m: | 30.63 | 30.63 | 150m: | 1:37.52 | 34.02 | 250m: | 2:46.27 | 34.48 | 350m: | 3:56.35 | 35.19 |
| | 100m: | 1:03.50 | 32.87 | 200m: | 2:11.79 | 34.27 | 300m: | 3:21.16 | 34.89 | 400m: | 4:30.49 | 34.14 |
| 17. | PECHINI Monica | | | | 03 | Dimensione Nuoto | | | | 4:30.60 | 667 | |
| | 50m: | 30.59 | 30.59 | 150m: | 1:39.40 | 34.76 | 250m: | 2:49.30 | 34.65 | 350m: | 3:58.14 | 33.54 |
| | 100m: | 1:04.64 | 34.05 | 200m: | 2:14.65 | 35.25 | 300m: | 3:24.60 | 35.30 | 400m: | 4:30.60 | 32.46 |
| 18. | MERKLE Bettina | | | | 89 | Neckarsulmer Sport-Union | | | | 4:30.73 | 666 | |
| | 50m: | 31.25 | 31.25 | 150m: | 1:39.75 | 34.58 | 250m: | 2:48.97 | 34.28 | 350m: | 3:57.78 | 34.17 |
| | 100m: | 1:05.17 | 33.92 | 200m: | 2:14.69 | 34.94 | 300m: | 3:23.61 | 34.64 | 400m: | 4:30.73 | 32.95 |
| 19. | GUERRATO Gaia | | | | 01 | Team Insubrika | | | | 4:31.02 | 664 | |
| | 50m: | 30.87 | 30.87 | 150m: | 1:38.68 | 34.07 | 250m: | 2:47.14 | 34.08 | 350m: | 3:56.79 | 34.05 |
| | 100m: | 1:04.61 | 33.74 | 200m: | 2:13.06 | 34.38 | 300m: | 3:22.74 | 35.60 | 400m: | 4:31.02 | 34.23 |
| 20. | JOMINET Lou | | | | 05 | Fed. Luxembourgeoise de Natation | | | | 4:31.77 | 658 | |
| | 50m: | 30.71 | 30.71 | 150m: | 1:38.87 | 34.61 | 250m: | 2:48.93 | 35.21 | 350m: | 3:58.73 | 34.79 |
| | 100m: | 1:04.26 | 33.55 | 200m: | 2:13.72 | 34.85 | 300m: | 3:23.94 | 35.01 | 400m: | 4:31.77 | 33.04 |
| 21. | VAN DER MAST Marij | | | | 00 | PSV | | | | 4:31.81 | 658 | |
| | 50m: | 31.41 | 31.41 | 150m: | 1:40.55 | 34.90 | 250m: | 2:49.24 | 34.01 | 350m: | 3:58.10 | 34.31 |
| | 100m: | 1:05.65 | 34.24 | 200m: | 2:15.23 | 34.68 | 300m: | 3:23.79 | 34.55 | 400m: | 4:31.81 | 33.71 |
| 22. | HARISBOURE Ambre | | | | 04 | Collectif Nouvelle-Aquitaine | | | | 4:31.86 | 658 | |
| | 50m: | 31.45 | 31.45 | 150m: | 1:39.78 | 34.48 | 250m: | 2:49.34 | 34.72 | 350m: | 3:58.88 | 34.65 |
| | 100m: | 1:05.30 | 33.85 | 200m: | 2:14.62 | 34.84 | 300m: | 3:24.23 | 34.89 | 400m: | 4:31.86 | 32.98 |
| 23. | SMITS Jade | | | | 01 | Brabo Zwemclub Antwerpen | | | | 4:31.94 | 657 | |
| | 50m: | 30.46 | 30.46 | 150m: | 1:38.68 | 34.54 | 250m: | 2:47.94 | 34.74 | 350m: | 3:58.17 | 34.94 |
| | 100m: | 1:04.14 | 33.68 | 200m: | 2:13.20 | 34.52 | 300m: | 3:23.23 | 35.29 | 400m: | 4:31.94 | 33.77 |
| | CABON Lean | | | | 02 | FFN Ouest | | | | 4:31.94 | 657 | |
| | 50m: | 30.58 | 30.58 | 150m: | 1:38.55 | 34.25 | 250m: | 2:48.31 | 34.88 | 350m: | 3:58.24 | 34.72 |
| | 100m: | 1:04.30 | 33.72 | 200m: | 2:13.43 | 34.88 | 300m: | 3:23.52 | 35.21 | 400m: | 4:31.94 | 33.70 |
| 25. | RIJKHOFF Lisa | | | | 01 | Aalborg Svømmeklub | | | | 4:32.11 | 656 | |
| | 50m: | 31.44 | 31.44 | 150m: | 1:40.05 | 34.47 | 250m: | 2:50.08 | 35.20 | 350m: | 3:59.30 | 34.64 |
| | 100m: | 1:05.58 | 34.14 | 200m: | 2:14.88 | 34.83 | 300m: | 3:24.66 | 34.58 | 400m: | 4:32.11 | 32.81 |
| 26. | WEGRZYNOWSKA Aleksandra | | | | 01 | WKS Slask | | | | 4:33.50 | 646 | |
| | 50m: | 30.52 | 30.52 | 150m: | 1:39.52 | 34.52 | 250m: | 2:49.46 | 34.90 | 350m: | 3:59.24 | 34.49 |
| | 100m: | 1:05.00 | 34.48 | 200m: | 2:14.56 | 35.04 | 300m: | 3:24.75 | 35.29 | 400m: | 4:33.50 | 34.26 |
| 27. | HANQUET Marion | | | | 01 | Team West | | | | 4:33.74 | 644 | |
| | 50m: | 31.29 | 31.29 | 150m: | 1:40.12 | 34.59 | 250m: | 2:50.03 | 34.79 | 350m: | 4:00.30 | 34.94 |
| | 100m: | 1:05.53 | 34.24 | 200m: | 2:15.24 | 35.12 | 300m: | 3:25.36 | 35.33 | 400m: | 4:33.74 | 33.44 |





Fédération Luxembourgeoise
de Natation et de Sauvetage

LUXEMBOURG


LET'S MAKE IT HAPPEN

21st Luxembourg Euro Meet 2019
Luxembourg, 25th - 27th January 2019

Event 26, Women, 400m Freestyle, Prelim, Open

| Rank | | | | | YB | | | | | Time | Pts | |
|------|---------------------------|---------|-------|-------|---------|----------------------------|-------|---------|-------|----------------|---------|-------|
| 28. | DANY Rebecca | | | | 01 | SSF Bonn | | | | 4:34.45 | 639 | |
| | 50m: | 31.02 | 31.02 | 150m: | 1:39.53 | 34.71 | 250m: | 2:49.42 | 35.06 | 350m: | 4:00.24 | 35.00 |
| | 100m: | 1:04.82 | 33.80 | 200m: | 2:14.36 | 34.83 | 300m: | 3:25.24 | 35.82 | 400m: | 4:34.45 | 34.21 |
| 29. | DE ANGELIS Alessia | | | | 03 | Dimensione Nuoto | | | | 4:34.76 | 637 | |
| | 50m: | 31.30 | 31.30 | 150m: | 1:39.96 | 34.72 | 250m: | 2:49.77 | 34.63 | 350m: | 4:00.25 | 34.45 |
| | 100m: | 1:05.24 | 33.94 | 200m: | 2:15.14 | 35.18 | 300m: | 3:25.80 | 36.03 | 400m: | 4:34.76 | 34.51 |
| 30. | GADE Jackie | | | | 98 | Aalborg Svoemmeklub | | | | 4:36.23 | 627 | |
| | 50m: | 31.46 | 31.46 | 150m: | 1:40.63 | 34.62 | 250m: | 2:50.89 | 35.08 | 350m: | 4:01.55 | 35.11 |
| | 100m: | 1:06.01 | 34.55 | 200m: | 2:15.81 | 35.18 | 300m: | 3:26.44 | 35.55 | 400m: | 4:36.23 | 34.68 |
| 31. | SWEGBARK Ida | | | | 00 | Team West | | | | 4:37.23 | 620 | |
| | 50m: | 31.43 | 31.43 | 150m: | 1:40.10 | 34.49 | 250m: | 2:49.96 | 35.03 | 350m: | 4:02.12 | 36.56 |
| | 100m: | 1:05.61 | 34.18 | 200m: | 2:14.93 | 34.83 | 300m: | 3:25.56 | 35.60 | 400m: | 4:37.23 | 35.11 |
| 32. | SPIERING Femke | | | | 02 | KNZB-OC | | | | 4:37.48 | 618 | |
| | 50m: | 30.83 | 30.83 | 150m: | 1:40.11 | 34.92 | 250m: | 2:51.18 | 35.60 | 350m: | 4:02.76 | 35.66 |
| | 100m: | 1:05.19 | 34.36 | 200m: | 2:15.58 | 35.47 | 300m: | 3:27.10 | 35.92 | 400m: | 4:37.48 | 34.72 |
| 33. | AZIROVIC Nina Sophie | | | | 03 | Hessischer Schwimm-Verband | | | | 4:37.91 | 615 | |
| | 50m: | 31.35 | 31.35 | 150m: | 1:40.78 | 35.09 | 250m: | 2:52.00 | 35.78 | 350m: | 4:03.80 | 35.40 |
| | 100m: | 1:05.69 | 34.34 | 200m: | 2:16.22 | 35.44 | 300m: | 3:28.40 | 36.40 | 400m: | 4:37.91 | 34.11 |
| 34. | RENIER Aurora | | | | 03 | Dimensione Nuoto | | | | 4:38.03 | 615 | |
| | 50m: | 31.43 | 31.43 | 150m: | 1:39.26 | 34.83 | 250m: | 2:51.65 | 36.53 | 350m: | 4:03.80 | 36.06 |
| | 100m: | 1:04.43 | 33.00 | 200m: | 2:15.12 | 35.86 | 300m: | 3:27.74 | 36.09 | 400m: | 4:38.03 | 34.23 |
| 35. | COLBERT Molly | | | | 01 | Nova Centurion SC | | | | 4:38.22 | 613 | |
| | 50m: | 31.40 | 31.40 | 150m: | 1:41.44 | 35.64 | 250m: | 2:52.79 | 35.66 | 350m: | 4:03.67 | 35.02 |
| | 100m: | 1:05.80 | 34.40 | 200m: | 2:17.13 | 35.69 | 300m: | 3:28.65 | 35.86 | 400m: | 4:38.22 | 34.55 |
| 36. | KUZNETCOVA Kseniia | | | | 03 | Youth of Moscow | | | | 4:38.52 | 611 | |
| | 50m: | 31.44 | 31.44 | 150m: | 1:42.03 | 35.95 | 250m: | 2:53.26 | 35.59 | 350m: | 4:04.82 | 36.12 |
| | 100m: | 1:06.08 | 34.64 | 200m: | 2:17.67 | 35.64 | 300m: | 3:28.70 | 35.44 | 400m: | 4:38.52 | 33.70 |
| 37. | LOVELL Madison | | | | 04 | Swim Wales | | | | 4:38.64 | 611 | |
| | 50m: | 30.99 | 30.99 | 150m: | 1:41.04 | 34.99 | 250m: | 2:52.02 | 35.61 | 350m: | 4:03.31 | 35.66 |
| | 100m: | 1:06.05 | 35.06 | 200m: | 2:16.41 | 35.37 | 300m: | 3:27.65 | 35.63 | 400m: | 4:38.64 | 35.33 |
| 38. | BROEGGER-ANDERSEN Camilla | | | | 02 | Aalborg Svoemmeklub | | | | 4:38.88 | 609 | |
| | 50m: | 31.48 | 31.48 | 150m: | 1:41.72 | 35.36 | 250m: | 2:53.10 | 35.66 | 350m: | 4:04.55 | 35.61 |
| | 100m: | 1:06.36 | 34.88 | 200m: | 2:17.44 | 35.72 | 300m: | 3:28.94 | 35.84 | 400m: | 4:38.88 | 34.33 |
| 39. | SOBIK Zuzanna | | | | 02 | WKS Slask | | | | 4:39.29 | 606 | |
| | 50m: | 31.42 | 31.42 | 150m: | 1:42.07 | 35.74 | 250m: | 2:53.54 | 35.75 | 350m: | 4:04.94 | 35.86 |
| | 100m: | 1:06.33 | 34.91 | 200m: | 2:17.79 | 35.72 | 300m: | 3:29.08 | 35.54 | 400m: | 4:39.29 | 34.35 |
| 40. | CEPECK Lea | | | | 02 | EN Tours | | | | 4:41.02 | 595 | |
| | 50m: | 31.85 | 31.85 | 150m: | 1:42.04 | 35.35 | 250m: | 2:54.14 | 35.77 | 350m: | 4:06.25 | 36.01 |
| | 100m: | 1:06.69 | 34.84 | 200m: | 2:18.37 | 36.33 | 300m: | 3:30.24 | 36.10 | 400m: | 4:41.02 | 34.77 |
| 41. | BRAGINA Lada | | | | 99 | Russia Ugra | | | | 4:41.87 | 590 | |
| | 50m: | 31.07 | 31.07 | 150m: | 1:40.59 | 35.44 | 250m: | 2:52.06 | 36.14 | 350m: | 4:05.97 | 37.21 |
| | 100m: | 1:05.15 | 34.08 | 200m: | 2:15.92 | 35.33 | 300m: | 3:28.76 | 36.70 | 400m: | 4:41.87 | 35.90 |
| 42. | LITVINOV Isabell | | | | 01 | SSG Pforzheim | | | | 4:42.22 | 588 * | |
| | 50m: | 31.20 | 31.20 | 150m: | 1:42.02 | 35.81 | 250m: | 2:54.40 | 36.22 | 350m: | 4:07.47 | 36.56 |
| | 100m: | 1:06.21 | 35.01 | 200m: | 2:18.18 | 36.16 | 300m: | 3:30.91 | 36.51 | 400m: | 4:42.22 | 34.75 |





Fédération Luxembourgeoise
de Natation et de Sauvetage

LUXEMBOURG

LET'S MAKE IT HAPPEN

21st Luxembourg Euro Meet 2019
Luxembourg, 25th - 27th January 2019

Event 26, Women, 400m Freestyle, Prelim, Open

| Rank | | | | | YB | | | | | Time | Pts | |
|------|---------------------|---------|-------|-------|---------|----------------------------|-------|---------|-------|----------------|---------|-------|
| 43. | ROSE Rianne | | | | 05 | Hessischer Schwimm-Verband | | | | 4:42.77 | 584 | |
| | 50m: | 31.60 | 31.60 | 150m: | 1:41.60 | 35.62 | 250m: | 2:53.53 | 36.09 | 350m: | 4:06.74 | 36.98 |
| | 100m: | 1:05.98 | 34.38 | 200m: | 2:17.44 | 35.84 | 300m: | 3:29.76 | 36.23 | 400m: | 4:42.77 | 36.03 |
| 44. | CORNISH Emily | | | | 04 | Plymouth Leander SC | | | | 4:43.62 | 579 | |
| | 50m: | 31.43 | 31.43 | 150m: | 1:42.94 | 36.22 | 250m: | 2:56.32 | 36.70 | 350m: | 4:09.57 | 36.36 |
| | 100m: | 1:06.72 | 35.29 | 200m: | 2:19.62 | 36.68 | 300m: | 3:33.21 | 36.89 | 400m: | 4:43.62 | 34.05 |
| 45. | ERHART Samira Svea | | | | 99 | SC Wiesbaden 1911 | | | | 4:43.70 | 579 * | |
| | 50m: | 31.56 | 31.56 | 150m: | 1:41.96 | 35.67 | 250m: | 2:54.46 | 36.31 | 350m: | 4:08.15 | 36.56 |
| | 100m: | 1:06.29 | 34.73 | 200m: | 2:18.15 | 36.19 | 300m: | 3:31.59 | 37.13 | 400m: | 4:43.70 | 35.55 |
| 46. | MEKHTOUB Jade | | | | 04 | CD54 Natation | | | | 4:43.77 | 578 | |
| | 50m: | 32.52 | 32.52 | 150m: | 1:44.23 | 36.10 | 250m: | 2:55.79 | 35.47 | 350m: | 4:09.54 | 36.82 |
| | 100m: | 1:08.13 | 35.61 | 200m: | 2:20.32 | 36.09 | 300m: | 3:32.72 | 36.93 | 400m: | 4:43.77 | 34.23 |
| 47. | GRUNDKE Leonie | | | | 03 | Dresdner Delphine e.V. | | | | 4:44.20 | 575 | |
| | 50m: | 32.05 | 32.05 | 150m: | 1:44.05 | 36.40 | 250m: | 2:57.90 | 37.08 | 350m: | 4:10.38 | 35.96 |
| | 100m: | 1:07.65 | 35.60 | 200m: | 2:20.82 | 36.77 | 300m: | 3:34.42 | 36.52 | 400m: | 4:44.20 | 33.82 |
| 48. | LISTRAT Charlotte | | | | 04 | EN Tours | | | | 4:44.31 | 575 | |
| | 50m: | 32.11 | 32.11 | 150m: | 1:43.14 | 35.74 | 250m: | 2:55.86 | 36.29 | 350m: | 4:09.11 | 36.85 |
| | 100m: | 1:07.40 | 35.29 | 200m: | 2:19.57 | 36.43 | 300m: | 3:32.26 | 36.40 | 400m: | 4:44.31 | 35.20 |
| 49. | GERTH Lilli | | | | 04 | TSV Bad Saulgau | | | | 4:44.63 | 573 | |
| | 50m: | 31.55 | 31.55 | 150m: | 1:40.65 | 34.80 | 250m: | 2:52.89 | 36.53 | 350m: | 4:07.65 | 37.30 |
| | 100m: | 1:05.85 | 34.30 | 200m: | 2:16.36 | 35.71 | 300m: | 3:30.35 | 37.46 | 400m: | 4:44.63 | 36.98 |
| 50. | BJERG Martha | | | | 04 | Aarhus Swim | | | | 4:44.91 | 571 | |
| | 50m: | 31.97 | 31.97 | 150m: | 1:42.91 | 35.90 | 250m: | 2:56.14 | 36.86 | 350m: | 4:09.83 | 36.82 |
| | 100m: | 1:07.01 | 35.04 | 200m: | 2:19.28 | 36.37 | 300m: | 3:33.01 | 36.87 | 400m: | 4:44.91 | 35.08 |
| 51. | SCHOEN Valentina | | | | 02 | SSG Saar Max Ritter | | | | 4:45.77 | 566 | |
| | 50m: | 32.46 | 32.46 | 150m: | 1:44.50 | 36.21 | 250m: | 2:57.82 | 36.74 | 350m: | 4:11.39 | 36.48 |
| | 100m: | 1:08.29 | 35.83 | 200m: | 2:21.08 | 36.58 | 300m: | 3:34.91 | 37.09 | 400m: | 4:45.77 | 34.38 |
| 52. | GUTH Regina | | | | 05 | SC Neustadt/Weinstr. | | | | 4:45.86 | 565 | |
| | 50m: | 31.46 | 31.46 | 150m: | 1:43.03 | 36.02 | 250m: | 2:56.21 | 36.80 | 350m: | 4:10.14 | 36.75 |
| | 100m: | 1:07.01 | 35.55 | 200m: | 2:19.41 | 36.38 | 300m: | 3:33.39 | 37.18 | 400m: | 4:45.86 | 35.72 |
| 53. | SCHELZEL Sira | | | | 03 | TSG Backnang | | | | 4:46.42 | 562 | |
| | 50m: | 32.15 | 32.15 | 150m: | 1:44.12 | 36.36 | 250m: | 2:57.56 | 36.80 | 350m: | 4:11.69 | 37.10 |
| | 100m: | 1:07.76 | 35.61 | 200m: | 2:20.76 | 36.64 | 300m: | 3:34.59 | 37.03 | 400m: | 4:46.42 | 34.73 |
| 54. | BELLATRECCIA Chiara | | | | 04 | Dimensione Nuoto | | | | 4:47.92 | 553 | |
| | 50m: | 32.13 | 32.13 | 150m: | 1:43.91 | 36.70 | 250m: | 2:58.18 | 37.08 | 350m: | 4:12.80 | 37.53 |
| | 100m: | 1:07.21 | 35.08 | 200m: | 2:21.10 | 37.19 | 300m: | 3:35.27 | 37.09 | 400m: | 4:47.92 | 35.12 |
| 55. | FEYEN Charlotte | | | | 03 | Brabo Zwemclub Antwerpen | | | | 4:48.50 | 550 | |
| | 50m: | 32.00 | 32.00 | 150m: | 1:43.85 | 35.76 | 250m: | 2:58.08 | 37.28 | 350m: | 4:12.85 | 36.96 |
| | 100m: | 1:08.09 | 36.09 | 200m: | 2:20.80 | 36.95 | 300m: | 3:35.89 | 37.81 | 400m: | 4:48.50 | 35.65 |
| 56. | KLEIN Mona | | | | 03 | SG Neuss | | | | 4:49.33 | 545 | |
| | 50m: | 32.10 | 32.10 | 150m: | 1:44.08 | 36.14 | 250m: | 2:57.57 | 36.69 | 350m: | 4:12.48 | 37.28 |
| | 100m: | 1:07.94 | 35.84 | 200m: | 2:20.88 | 36.80 | 300m: | 3:35.20 | 37.63 | 400m: | 4:49.33 | 36.85 |
| 57. | PELLEAU Ines | | | | 04 | FFN Ouest | | | | 4:49.77 | 543 | |
| | 50m: | 31.67 | 31.67 | 150m: | 1:43.58 | 36.58 | 250m: | 2:58.24 | 37.35 | 350m: | 4:13.31 | 37.28 |
| | 100m: | 1:07.00 | 35.33 | 200m: | 2:20.89 | 37.31 | 300m: | 3:36.03 | 37.79 | 400m: | 4:49.77 | 36.46 |





Fédération Luxembourgeoise
de Natation et de Sauvetage

LUXEMBOURG

LET'S MAKE IT HAPPEN

21st Luxembourg Euro Meet 2019
Luxembourg, 25th - 27th January 2019

Event 26, Women, 400m Freestyle, Prelim, Open

| Rank | | | YB | | | | | Time | Pts | | | |
|------|-----------------------|-------------|-------|--------------------------------|---------|-------|---------|----------------|-------|---------|---------|-------|
| 58. | SOERENSEN Emilie Wolf | | 03 | Aarhus Swim | | | | 4:49.79 | 543 | | | |
| | 50m: | 33.31 33.31 | 150m: | 1:45.53 | 36.49 | 250m: | 2:59.56 | 36.83 | 350m: | 4:13.87 | 37.04 | |
| | 100m: | 1:09.04 | 35.73 | 200m: | 2:22.73 | 37.20 | 300m: | 3:36.83 | 37.27 | 400m: | 4:49.79 | 35.92 |
| 59. | HARTMANN Luisa | | 04 | SC Neustadt/Weinstr. | | | | 4:51.24 | 535 | | | |
| | 50m: | 32.70 32.70 | 150m: | 1:46.70 | 37.60 | 250m: | 3:01.19 | 36.95 | 350m: | 4:16.07 | 37.29 | |
| | 100m: | 1:09.10 | 36.40 | 200m: | 2:24.24 | 37.54 | 300m: | 3:38.78 | 37.59 | 400m: | 4:51.24 | 35.17 |
| 60. | HEIERHOFF Hannah | | 03 | SC Wiesbaden 1911 | | | | 4:51.89 | 531 * | | | |
| | 50m: | 32.33 32.33 | 150m: | 1:44.21 | 36.63 | 250m: | 2:58.92 | 37.54 | 350m: | 4:15.07 | 38.03 | |
| | 100m: | 1:07.58 | 35.25 | 200m: | 2:21.38 | 37.17 | 300m: | 3:37.04 | 38.12 | 400m: | 4:51.89 | 36.82 |
| 61. | PREHN Yvonne | | 05 | SSG Pforzheim | | | | 4:53.12 | 524 | | | |
| | 50m: | 31.65 31.65 | 150m: | 1:45.27 | 37.33 | 250m: | 3:01.14 | 38.13 | 350m: | 4:17.41 | 38.22 | |
| | 100m: | 1:07.94 | 36.29 | 200m: | 2:23.01 | 37.74 | 300m: | 3:39.19 | 38.05 | 400m: | 4:53.12 | 35.71 |
| 62. | GUARNACCIA Soledad | | 03 | Club Nautique du Val de Fensch | | | | 4:53.23 | 524 * | | | |
| | 50m: | 32.30 32.30 | 150m: | 1:45.10 | 36.83 | 250m: | 2:59.24 | 37.18 | 350m: | 4:15.48 | 38.45 | |
| | 100m: | 1:08.27 | 35.97 | 200m: | 2:22.06 | 36.96 | 300m: | 3:37.03 | 37.79 | 400m: | 4:53.23 | 37.75 |
| 63. | VETTER Nele | | 03 | Schwimm-Team Bingerbrueck | | | | 4:55.52 | 512 * | | | |
| | 50m: | 31.88 31.88 | 150m: | 1:44.85 | 37.42 | 250m: | 3:01.13 | 38.35 | 350m: | 4:18.01 | 38.61 | |
| | 100m: | 1:07.43 | 35.55 | 200m: | 2:22.78 | 37.93 | 300m: | 3:39.40 | 38.27 | 400m: | 4:55.52 | 37.51 |
| 64. | FORSON Zaira | | 05 | Ghana Swimming | | | | 4:56.67 | 506 | | | |
| | 50m: | 32.65 32.65 | 150m: | 1:46.25 | 37.04 | 250m: | 3:01.98 | 37.79 | 350m: | 4:18.93 | 38.37 | |
| | 100m: | 1:09.21 | 36.56 | 200m: | 2:24.19 | 37.94 | 300m: | 3:40.56 | 38.58 | 400m: | 4:56.67 | 37.74 |
| 65. | BAFFO Maria Rachele | | 04 | Dimensione Nuoto | | | | 4:56.83 | 505 | | | |
| | 50m: | 32.05 32.05 | 150m: | 1:46.23 | 38.11 | 250m: | 3:02.82 | 38.24 | 350m: | 4:19.31 | 38.21 | |
| | 100m: | 1:08.12 | 36.07 | 200m: | 2:24.58 | 38.35 | 300m: | 3:41.10 | 38.28 | 400m: | 4:56.83 | 37.52 |
| 66. | WOLFF Jolina | | 05 | VFL Gladbeck 1921 | | | | 4:57.60 | 501 | | | |
| | 50m: | 32.64 32.64 | 150m: | 1:46.89 | 37.59 | 250m: | 3:02.83 | 37.84 | 350m: | 4:19.92 | 39.01 | |
| | 100m: | 1:09.30 | 36.66 | 200m: | 2:24.99 | 38.10 | 300m: | 3:40.91 | 38.08 | 400m: | 4:57.60 | 37.68 |
| 67. | PAPE Hannah | | 03 | 1. Paderborner SV | | | | 5:02.49 | 477 * | | | |
| | 50m: | 32.17 32.17 | 150m: | 1:46.33 | 38.35 | 250m: | 3:04.55 | 39.10 | 350m: | 4:24.28 | 39.47 | |
| | 100m: | 1:07.98 | 35.81 | 200m: | 2:25.45 | 39.12 | 300m: | 3:44.81 | 40.26 | 400m: | 5:02.49 | 38.21 |
| DNS | MORGAN Elena | | 02 | Swim Wales | | | | | | | | |
| DNS | MANOLARAS Laura | | 03 | TSG Backnang | | | | | | | | |
| DNS | WALLERIUS Theresa | | 03 | SG Rhein-Mosel | | | | | | | | |
| WDR | PIERRON Marie | | 01 | CD54 Natation | | | | | | | | |

Junior

| | | | | | | | | | | | | |
|----|--------------------|-------------|-------|----------------------------|---------|-------|---------|----------------|-------|---------|---------|-------|
| 1. | GLENISTER Michaela | | 02 | Swim England East Midlands | | | | 4:20.73 | 745 | Q | | |
| | 50m: | 30.20 30.20 | 150m: | 1:35.05 | 32.77 | 250m: | 2:41.25 | 33.03 | 350m: | 3:47.77 | 33.12 | |
| | 100m: | 1:02.28 | 32.08 | 200m: | 2:08.22 | 33.17 | 300m: | 3:14.65 | 33.40 | 400m: | 4:20.73 | 32.96 |
| 2. | WIZARD Betsy | | 03 | Swim England East Midlands | | | | 4:25.32 | 707 | Q | | |
| | 50m: | 30.11 30.11 | 150m: | 1:36.98 | 33.53 | 250m: | 2:43.92 | 33.38 | 350m: | 3:51.53 | 33.64 | |
| | 100m: | 1:03.45 | 33.34 | 200m: | 2:10.54 | 33.56 | 300m: | 3:17.89 | 33.97 | 400m: | 4:25.32 | 33.79 |
| 3. | ELLIOTT Maisie | | 03 | Swim England East Midlands | | | | 4:26.92 | 695 | Q | | |
| | 50m: | 30.42 30.42 | 150m: | 1:37.73 | 33.89 | 250m: | 2:45.92 | 34.00 | 350m: | 3:54.38 | 33.96 | |
| | 100m: | 1:03.84 | 33.42 | 200m: | 2:11.92 | 34.19 | 300m: | 3:20.42 | 34.50 | 400m: | 4:26.92 | 32.54 |





Fédération Luxembourgeoise
de Natation et de Sauvetage

LUXEMBOURG

LET'S MAKE IT HAPPEN

21st Luxembourg Euro Meet 2019
Luxembourg, 25th - 27th January 2019

Event 26, Women, 400m Freestyle, Prelim, Junior

| Rank | | | | | YB | | | | | Time | Pts | |
|------|---------------------------|---------|-------|-------|---------|----------------------------|-------|---------|-------|----------------|---------|-------|
| 4. | WILKE Franka | | | | 02 | Plymouth Leander SC | | | | 4:28.96 | 679 R | |
| | 50m: | 30.85 | 30.85 | 150m: | 1:38.51 | 34.19 | 250m: | 2:47.76 | 34.57 | 350m: | 3:56.18 | 33.88 |
| | 100m: | 1:04.32 | 33.47 | 200m: | 2:13.19 | 34.68 | 300m: | 3:22.30 | 34.54 | 400m: | 4:28.96 | 32.78 |
| 5. | SLEVIN Mia | | | | 03 | Swim England East Midlands | | | | 4:29.87 | 672 R | |
| | 50m: | 31.14 | 31.14 | 150m: | 1:39.34 | 34.60 | 250m: | 2:48.59 | 34.59 | 350m: | 3:57.15 | 34.03 |
| | 100m: | 1:04.74 | 33.60 | 200m: | 2:14.00 | 34.66 | 300m: | 3:23.12 | 34.53 | 400m: | 4:29.87 | 32.72 |
| 6. | PETERSEN Sofie Theophil | | | | 03 | Denmark Junior | | | | 4:30.39 | 668 | |
| | 50m: | 30.42 | 30.42 | 150m: | 1:39.29 | 34.67 | 250m: | 2:48.68 | 34.69 | 350m: | 3:57.52 | 34.45 |
| | 100m: | 1:04.62 | 34.20 | 200m: | 2:13.99 | 34.70 | 300m: | 3:23.07 | 34.39 | 400m: | 4:30.39 | 32.87 |
| 7. | PECHINI Monica | | | | 03 | Dimensione Nuoto | | | | 4:30.60 | 667 | |
| | 50m: | 30.59 | 30.59 | 150m: | 1:39.40 | 34.76 | 250m: | 2:49.30 | 34.65 | 350m: | 3:58.14 | 33.54 |
| | 100m: | 1:04.64 | 34.05 | 200m: | 2:14.65 | 35.25 | 300m: | 3:24.60 | 35.30 | 400m: | 4:30.60 | 32.46 |
| 8. | CABON Lean | | | | 02 | FFN Ouest | | | | 4:31.94 | 657 | |
| | 50m: | 30.58 | 30.58 | 150m: | 1:38.55 | 34.25 | 250m: | 2:48.31 | 34.88 | 350m: | 3:58.24 | 34.72 |
| | 100m: | 1:04.30 | 33.72 | 200m: | 2:13.43 | 34.88 | 300m: | 3:23.52 | 35.21 | 400m: | 4:31.94 | 33.70 |
| 9. | DE ANGELIS Alessia | | | | 03 | Dimensione Nuoto | | | | 4:34.76 | 637 | |
| | 50m: | 31.30 | 31.30 | 150m: | 1:39.96 | 34.72 | 250m: | 2:49.77 | 34.63 | 350m: | 4:00.25 | 34.45 |
| | 100m: | 1:05.24 | 33.94 | 200m: | 2:15.14 | 35.18 | 300m: | 3:25.80 | 36.03 | 400m: | 4:34.76 | 34.51 |
| 10. | SPIERING Femke | | | | 02 | KNZB-OC | | | | 4:37.48 | 618 | |
| | 50m: | 30.83 | 30.83 | 150m: | 1:40.11 | 34.92 | 250m: | 2:51.18 | 35.60 | 350m: | 4:02.76 | 35.66 |
| | 100m: | 1:05.19 | 34.36 | 200m: | 2:15.58 | 35.47 | 300m: | 3:27.10 | 35.92 | 400m: | 4:37.48 | 34.72 |
| 11. | AZIROVIC Nina Sophie | | | | 03 | Hessischer Schwimm-Verband | | | | 4:37.91 | 615 | |
| | 50m: | 31.35 | 31.35 | 150m: | 1:40.78 | 35.09 | 250m: | 2:52.00 | 35.78 | 350m: | 4:03.80 | 35.40 |
| | 100m: | 1:05.69 | 34.34 | 200m: | 2:16.22 | 35.44 | 300m: | 3:28.40 | 36.40 | 400m: | 4:37.91 | 34.11 |
| 12. | RENIER Aurora | | | | 03 | Dimensione Nuoto | | | | 4:38.03 | 615 | |
| | 50m: | 31.43 | 31.43 | 150m: | 1:39.26 | 34.83 | 250m: | 2:51.65 | 36.53 | 350m: | 4:03.80 | 36.06 |
| | 100m: | 1:04.43 | 33.00 | 200m: | 2:15.12 | 35.86 | 300m: | 3:27.74 | 36.09 | 400m: | 4:38.03 | 34.23 |
| 13. | KUZNETCOVA Kseniia | | | | 03 | Youth of Moscow | | | | 4:38.52 | 611 | |
| | 50m: | 31.44 | 31.44 | 150m: | 1:42.03 | 35.95 | 250m: | 2:53.26 | 35.59 | 350m: | 4:04.82 | 36.12 |
| | 100m: | 1:06.08 | 34.64 | 200m: | 2:17.67 | 35.64 | 300m: | 3:28.70 | 35.44 | 400m: | 4:38.52 | 33.70 |
| 14. | BROEGGER-ANDERSEN Camilla | | | | 02 | Aalborg Svoemmeklub | | | | 4:38.88 | 609 | |
| | 50m: | 31.48 | 31.48 | 150m: | 1:41.72 | 35.36 | 250m: | 2:53.10 | 35.66 | 350m: | 4:04.55 | 35.61 |
| | 100m: | 1:06.36 | 34.88 | 200m: | 2:17.44 | 35.72 | 300m: | 3:28.94 | 35.84 | 400m: | 4:38.88 | 34.33 |
| 15. | SOBIAK Zuzanna | | | | 02 | WKS Slask | | | | 4:39.29 | 606 | |
| | 50m: | 31.42 | 31.42 | 150m: | 1:42.07 | 35.74 | 250m: | 2:53.54 | 35.75 | 350m: | 4:04.94 | 35.86 |
| | 100m: | 1:06.33 | 34.91 | 200m: | 2:17.79 | 35.72 | 300m: | 3:29.08 | 35.54 | 400m: | 4:39.29 | 34.35 |
| 16. | CEPECK Lea | | | | 02 | EN Tours | | | | 4:41.02 | 595 | |
| | 50m: | 31.85 | 31.85 | 150m: | 1:42.04 | 35.35 | 250m: | 2:54.14 | 35.77 | 350m: | 4:06.25 | 36.01 |
| | 100m: | 1:06.69 | 34.84 | 200m: | 2:18.37 | 36.33 | 300m: | 3:30.24 | 36.10 | 400m: | 4:41.02 | 34.77 |
| 17. | GRUNDKE Leonie | | | | 03 | Dresdner Delphine e.V. | | | | 4:44.20 | 575 | |
| | 50m: | 32.05 | 32.05 | 150m: | 1:44.05 | 36.40 | 250m: | 2:57.90 | 37.08 | 350m: | 4:10.38 | 35.96 |
| | 100m: | 1:07.65 | 35.60 | 200m: | 2:20.82 | 36.77 | 300m: | 3:34.42 | 36.52 | 400m: | 4:44.20 | 33.82 |
| 18. | SCHOEN Valentina | | | | 02 | SSG Saar Max Ritter | | | | 4:45.77 | 566 | |
| | 50m: | 32.46 | 32.46 | 150m: | 1:44.50 | 36.21 | 250m: | 2:57.82 | 36.74 | 350m: | 4:11.39 | 36.48 |
| | 100m: | 1:08.29 | 35.83 | 200m: | 2:21.08 | 36.58 | 300m: | 3:34.91 | 37.09 | 400m: | 4:45.77 | 34.38 |





Fédération Luxembourgeoise
de Natation et de Sauvetage

LUXEMBOURG

LET'S MAKE IT HAPPEN

21st Luxembourg Euro Meet 2019
Luxembourg, 25th - 27th January 2019

Event 26, Women, 400m Freestyle, Prelim, Junior

| Rank | YB | | | | Time | Pts |
|------|-----------------------|-------|---------------|-------|-----------------------------------|---------------------------|
| 19. | SCHELZEL Sira | | | | 03 TSG Backnang | 4:46.42 562 |
| | 50m: 32.15 | 32.15 | 150m: 1:44.12 | 36.36 | 250m: 2:57.56 | 36.80 350m: 4:11.69 37.10 |
| | 100m: 1:07.76 | 35.61 | 200m: 2:20.76 | 36.64 | 300m: 3:34.59 | 37.03 400m: 4:46.42 34.73 |
| 20. | FEYEN Charlotte | | | | 03 Brabo Zwemclub Antwerpen | 4:48.50 550 |
| | 50m: 32.00 | 32.00 | 150m: 1:43.85 | 35.76 | 250m: 2:58.08 | 37.28 350m: 4:12.85 36.96 |
| | 100m: 1:08.09 | 36.09 | 200m: 2:20.80 | 36.95 | 300m: 3:35.89 | 37.81 400m: 4:48.50 35.65 |
| 21. | KLEIN Mona | | | | 03 SG Neuss | 4:49.33 545 |
| | 50m: 32.10 | 32.10 | 150m: 1:44.08 | 36.14 | 250m: 2:57.57 | 36.69 350m: 4:12.48 37.28 |
| | 100m: 1:07.94 | 35.84 | 200m: 2:20.88 | 36.80 | 300m: 3:35.20 | 37.63 400m: 4:49.33 36.85 |
| 22. | SOERENSEN Emilie Wolf | | | | 03 Aarhus Swim | 4:49.79 543 |
| | 50m: 33.31 | 33.31 | 150m: 1:45.53 | 36.49 | 250m: 2:59.56 | 36.83 350m: 4:13.87 37.04 |
| | 100m: 1:09.04 | 35.73 | 200m: 2:22.73 | 37.20 | 300m: 3:36.83 | 37.27 400m: 4:49.79 35.92 |
| 23. | HEIERHOFF Hannah | | | | 03 SC Wiesbaden 1911 | 4:51.89 531 * |
| | 50m: 32.33 | 32.33 | 150m: 1:44.21 | 36.63 | 250m: 2:58.92 | 37.54 350m: 4:15.07 38.03 |
| | 100m: 1:07.58 | 35.25 | 200m: 2:21.38 | 37.17 | 300m: 3:37.04 | 38.12 400m: 4:51.89 36.82 |
| 24. | GUARNACCIA Soledad | | | | 03 Club Nautique du Val de Fensch | 4:53.23 524 * |
| | 50m: 32.30 | 32.30 | 150m: 1:45.10 | 36.83 | 250m: 2:59.24 | 37.18 350m: 4:15.48 38.45 |
| | 100m: 1:08.27 | 35.97 | 200m: 2:22.06 | 36.96 | 300m: 3:37.03 | 37.79 400m: 4:53.23 37.75 |
| 25. | VETTER Nele | | | | 03 Schwimm-Team Bingerbrueck | 4:55.52 512 * |
| | 50m: 31.88 | 31.88 | 150m: 1:44.85 | 37.42 | 250m: 3:01.13 | 38.35 350m: 4:18.01 38.61 |
| | 100m: 1:07.43 | 35.55 | 200m: 2:22.78 | 37.93 | 300m: 3:39.40 | 38.27 400m: 4:55.52 37.51 |
| 26. | PAPE Hannah | | | | 03 1. Paderborner SV | 5:02.49 477 * |
| | 50m: 32.17 | 32.17 | 150m: 1:46.33 | 38.35 | 250m: 3:04.55 | 39.10 350m: 4:24.28 39.47 |
| | 100m: 1:07.98 | 35.81 | 200m: 2:25.45 | 39.12 | 300m: 3:44.81 | 40.26 400m: 5:02.49 38.21 |
| DNS | MORGAN Elena | | | | 02 Swim Wales | |
| DNS | MANOLARAS Laura | | | | 03 TSG Backnang | |
| DNS | WALLERIUS Theresa | | | | 03 SG Rhein-Mosel | |

Youth

| | | | | | | |
|----|------------------|-------|---------------|-------|-------------------------------------|---------------------------|
| 1. | COLBERT Freya | | | | 04 Swim England East Midlands | 4:25.49 706 Q |
| | 50m: 30.77 | 30.77 | 150m: 1:38.55 | 33.97 | 250m: 2:46.18 | 33.51 350m: 3:52.79 32.94 |
| | 100m: 1:04.58 | 33.81 | 200m: 2:12.67 | 34.12 | 300m: 3:19.85 | 33.67 400m: 4:25.49 32.70 |
| 2. | FREEMAN Sophie | | | | 04 Plymouth Leander SC | 4:30.49 668 |
| | 50m: 30.63 | 30.63 | 150m: 1:37.52 | 34.02 | 250m: 2:46.27 | 34.48 350m: 3:56.35 35.19 |
| | 100m: 1:03.50 | 32.87 | 200m: 2:11.79 | 34.27 | 300m: 3:21.16 | 34.89 400m: 4:30.49 34.14 |
| 3. | JOMINET Lou | | | | 05 Fed. Luxembourgeoise de Natation | 4:31.77 658 |
| | 50m: 30.71 | 30.71 | 150m: 1:38.87 | 34.61 | 250m: 2:48.93 | 35.21 350m: 3:58.73 34.79 |
| | 100m: 1:04.26 | 33.55 | 200m: 2:13.72 | 34.85 | 300m: 3:23.94 | 35.01 400m: 4:31.77 33.04 |
| 4. | HARISBOURE Ambre | | | | 04 Collectif Nouvelle-Aquitaine | 4:31.86 658 |
| | 50m: 31.45 | 31.45 | 150m: 1:39.78 | 34.48 | 250m: 2:49.34 | 34.72 350m: 3:58.88 34.65 |
| | 100m: 1:05.30 | 33.85 | 200m: 2:14.62 | 34.84 | 300m: 3:24.23 | 34.89 400m: 4:31.86 32.98 |
| 5. | LOVELL Madison | | | | 04 Swim Wales | 4:38.64 611 |
| | 50m: 30.99 | 30.99 | 150m: 1:41.04 | 34.99 | 250m: 2:52.02 | 35.61 350m: 4:03.31 35.66 |
| | 100m: 1:06.05 | 35.06 | 200m: 2:16.41 | 35.37 | 300m: 3:27.65 | 35.63 400m: 4:38.64 35.33 |
| 6. | ROSE Rianne | | | | 05 Hessischer Schwimm-Verband | 4:42.77 584 |
| | 50m: 31.60 | 31.60 | 150m: 1:41.60 | 35.62 | 250m: 2:53.53 | 36.09 350m: 4:06.74 36.98 |
| | 100m: 1:05.98 | 34.38 | 200m: 2:17.44 | 35.84 | 300m: 3:29.76 | 36.23 400m: 4:42.77 36.03 |





Fédération Luxembourgeoise
de Natation et de Sauvetage

LUXEMBOURG


LET'S MAKE IT HAPPEN

21st Luxembourg Euro Meet 2019
Luxembourg, 25th - 27th January 2019

Event 26, Girls, 400m Freestyle, Prelim, Youth

| Rank | | | | YB | | | | Time | Pts |
|------|---------------------|---------|-------|-------|----------------------|-------|-------|----------------|-------|
| 7. | CORNISH Emily | | | 04 | Plymouth Leander SC | | | 4:43.62 | 579 |
| | 50m: | 31.43 | 31.43 | 150m: | 1:42.94 | 36.22 | 250m: | 2:56.32 | 36.70 |
| | 100m: | 1:06.72 | 35.29 | 200m: | 2:19.62 | 36.68 | 300m: | 3:33.21 | 36.89 |
| | | | | | | | 350m: | 4:09.57 | 36.36 |
| | | | | | | | 400m: | 4:43.62 | 34.05 |
| 8. | MEKHTOUB Jade | | | 04 | CD54 Natation | | | 4:43.77 | 578 |
| | 50m: | 32.52 | 32.52 | 150m: | 1:44.23 | 36.10 | 250m: | 2:55.79 | 35.47 |
| | 100m: | 1:08.13 | 35.61 | 200m: | 2:20.32 | 36.09 | 300m: | 3:32.72 | 36.93 |
| | | | | | | | 350m: | 4:09.54 | 36.82 |
| | | | | | | | 400m: | 4:43.77 | 34.23 |
| 9. | LISTRAT Charlotte | | | 04 | EN Tours | | | 4:44.31 | 575 |
| | 50m: | 32.11 | 32.11 | 150m: | 1:43.14 | 35.74 | 250m: | 2:55.86 | 36.29 |
| | 100m: | 1:07.40 | 35.29 | 200m: | 2:19.57 | 36.43 | 300m: | 3:32.26 | 36.40 |
| | | | | | | | 350m: | 4:09.11 | 36.85 |
| | | | | | | | 400m: | 4:44.31 | 35.20 |
| 10. | GERTH Lilli | | | 04 | TSV Bad Saulgau | | | 4:44.63 | 573 |
| | 50m: | 31.55 | 31.55 | 150m: | 1:40.65 | 34.80 | 250m: | 2:52.89 | 36.53 |
| | 100m: | 1:05.85 | 34.30 | 200m: | 2:16.36 | 35.71 | 300m: | 3:30.35 | 37.46 |
| | | | | | | | 350m: | 4:07.65 | 37.30 |
| | | | | | | | 400m: | 4:44.63 | 36.98 |
| 11. | BJERG Martha | | | 04 | Aarhus Swim | | | 4:44.91 | 571 |
| | 50m: | 31.97 | 31.97 | 150m: | 1:42.91 | 35.90 | 250m: | 2:56.14 | 36.86 |
| | 100m: | 1:07.01 | 35.04 | 200m: | 2:19.28 | 36.37 | 300m: | 3:33.01 | 36.87 |
| | | | | | | | 350m: | 4:09.83 | 36.82 |
| | | | | | | | 400m: | 4:44.91 | 35.08 |
| 12. | GUTH Regina | | | 05 | SC Neustadt/Weinstr. | | | 4:45.86 | 565 |
| | 50m: | 31.46 | 31.46 | 150m: | 1:43.03 | 36.02 | 250m: | 2:56.21 | 36.80 |
| | 100m: | 1:07.01 | 35.55 | 200m: | 2:19.41 | 36.38 | 300m: | 3:33.39 | 37.18 |
| | | | | | | | 350m: | 4:10.14 | 36.75 |
| | | | | | | | 400m: | 4:45.86 | 35.72 |
| 13. | BELLATRECCIA Chiara | | | 04 | Dimensione Nuoto | | | 4:47.92 | 553 |
| | 50m: | 32.13 | 32.13 | 150m: | 1:43.91 | 36.70 | 250m: | 2:58.18 | 37.08 |
| | 100m: | 1:07.21 | 35.08 | 200m: | 2:21.10 | 37.19 | 300m: | 3:35.27 | 37.09 |
| | | | | | | | 350m: | 4:12.80 | 37.53 |
| | | | | | | | 400m: | 4:47.92 | 35.12 |
| 14. | PELLEAU Ines | | | 04 | FFN Ouest | | | 4:49.77 | 543 |
| | 50m: | 31.67 | 31.67 | 150m: | 1:43.58 | 36.58 | 250m: | 2:58.24 | 37.35 |
| | 100m: | 1:07.00 | 35.33 | 200m: | 2:20.89 | 37.31 | 300m: | 3:36.03 | 37.79 |
| | | | | | | | 350m: | 4:13.31 | 37.28 |
| | | | | | | | 400m: | 4:49.77 | 36.46 |
| 15. | HARTMANN Luisa | | | 04 | SC Neustadt/Weinstr. | | | 4:51.24 | 535 |
| | 50m: | 32.70 | 32.70 | 150m: | 1:46.70 | 37.60 | 250m: | 3:01.19 | 36.95 |
| | 100m: | 1:09.10 | 36.40 | 200m: | 2:24.24 | 37.54 | 300m: | 3:38.78 | 37.59 |
| | | | | | | | 350m: | 4:16.07 | 37.29 |
| | | | | | | | 400m: | 4:51.24 | 35.17 |
| 16. | PREHN Yvonne | | | 05 | SSG Pforzheim | | | 4:53.12 | 524 |
| | 50m: | 31.65 | 31.65 | 150m: | 1:45.27 | 37.33 | 250m: | 3:01.14 | 38.13 |
| | 100m: | 1:07.94 | 36.29 | 200m: | 2:23.01 | 37.74 | 300m: | 3:39.19 | 38.05 |
| | | | | | | | 350m: | 4:17.41 | 38.22 |
| | | | | | | | 400m: | 4:53.12 | 35.71 |
| 17. | FORSON Zaira | | | 05 | Ghana Swimming | | | 4:56.67 | 506 |
| | 50m: | 32.65 | 32.65 | 150m: | 1:46.25 | 37.04 | 250m: | 3:01.98 | 37.79 |
| | 100m: | 1:09.21 | 36.56 | 200m: | 2:24.19 | 37.94 | 300m: | 3:40.56 | 38.58 |
| | | | | | | | 350m: | 4:18.93 | 38.37 |
| | | | | | | | 400m: | 4:56.67 | 37.74 |
| 18. | BAFFO Maria Rachele | | | 04 | Dimensione Nuoto | | | 4:56.83 | 505 |
| | 50m: | 32.05 | 32.05 | 150m: | 1:46.23 | 38.11 | 250m: | 3:02.82 | 38.24 |
| | 100m: | 1:08.12 | 36.07 | 200m: | 2:24.58 | 38.35 | 300m: | 3:41.10 | 38.28 |
| | | | | | | | 350m: | 4:19.31 | 38.21 |
| | | | | | | | 400m: | 4:56.83 | 37.52 |
| 19. | WOLFF Jolina | | | 05 | VFL Gladbeck 1921 | | | 4:57.60 | 501 |
| | 50m: | 32.64 | 32.64 | 150m: | 1:46.89 | 37.59 | 250m: | 3:02.83 | 37.84 |
| | 100m: | 1:09.30 | 36.66 | 200m: | 2:24.99 | 38.10 | 300m: | 3:40.91 | 38.08 |
| | | | | | | | 350m: | 4:19.92 | 39.01 |
| | | | | | | | 400m: | 4:57.60 | 37.68 |



Fédération Luxembourgeoise
de Natation et de Sauvetage**LUXEMBOURG**

LET'S MAKE IT HAPPEN

21st Luxembourg Euro Meet 2019
Luxembourg, 25th - 27th January 2019

| Event 27 | Men, 400m Freestyle | | | | 2004 and older |
|---|----------------------|--------------------|-----|------------|----------------|
| 27.01.2019 - 8:20 | sponsored by: Cactus | | | | Results Prelim |
| Meet Record | 3:48.68 | ROMANCHUK Mykhaylo | UKR | Luxembourg | 28.01.2018 |
| World Record | 3:40.07 | BIEDERMANN Paul | GER | Rome (ITA) | 26.07.2009 |
| European Record | 3:40.07 | BIEDERMANN Paul | GER | Rome (ITA) | 26.07.2009 |
| Open 19 +: 4:18.00 / Junior 17 - 18: 4:28.00 / Youth 15 - 16: 4:34.00 | | | | | |

Points: FINA 2018

| Rank | | | YB | | | | | Time | Pts | |
|------|--------------------|-------------|-------|----------------------------|-------|---------------|-------|----------------|-------|--|
| Open | | | | | | | | | | |
| 1. | ZELLMANN Poul | | 95 | SG Essen | | | | 3:56.27 | 808 Q | |
| | 50m: | 27.28 27.28 | 150m: | 1:26.30 29.74 | 250m: | 2:26.28 29.92 | 350m: | 3:26.91 30.46 | | |
| | 100m: | 56.56 29.28 | 200m: | 1:56.36 30.06 | 300m: | 2:56.45 30.17 | 400m: | 3:56.27 29.36 | | |
| 2. | ROMANCHUK Mykhaylo | | 96 | Energy Standard | | | | 3:56.62 | 804 Q | |
| | 50m: | 28.28 28.28 | 150m: | 1:28.54 30.10 | 250m: | 2:28.71 30.01 | 350m: | 3:27.96 29.39 | | |
| | 100m: | 58.44 30.16 | 200m: | 1:58.70 30.16 | 300m: | 2:58.57 29.86 | 400m: | 3:56.62 28.66 | | |
| 3. | MAKSUMOV Ernest | | 97 | Moscow Club | | | | 3:58.27 | 787 Q | |
| | 50m: | 28.01 28.01 | 150m: | 1:28.43 30.22 | 250m: | 2:28.96 29.95 | 350m: | 3:29.01 29.86 | | |
| | 100m: | 58.21 30.20 | 200m: | 1:59.01 30.58 | 300m: | 2:59.15 30.19 | 400m: | 3:58.27 29.26 | | |
| 4. | HEIDTMANN Jacob | | 94 | Swim-Team Elmshorn | | | | 3:59.04 | 780 Q | |
| | 50m: | 27.51 27.51 | 150m: | 1:27.12 30.24 | 250m: | 2:27.59 30.15 | 350m: | 3:28.93 30.85 | | |
| | 100m: | 56.88 29.37 | 200m: | 1:57.44 30.32 | 300m: | 2:58.08 30.49 | 400m: | 3:59.04 30.11 | | |
| 5. | ZIRK Kregor | | 99 | Energy Standard | | | | 4:00.11 | 769 Q | |
| | 50m: | 27.62 27.62 | 150m: | 1:28.72 30.90 | 250m: | 2:30.46 31.01 | 350m: | 3:31.63 30.53 | | |
| | 100m: | 57.82 30.20 | 200m: | 1:59.45 30.73 | 300m: | 3:01.10 30.64 | 400m: | 4:00.11 28.48 | | |
| 6. | VERRASZTO David | | 88 | Team Hungary | | | | 4:00.30 | 768 Q | |
| | 50m: | 27.80 27.80 | 150m: | 1:27.93 30.11 | 250m: | 2:28.49 30.04 | 350m: | 3:30.29 30.93 | | |
| | 100m: | 57.82 30.02 | 200m: | 1:58.45 30.52 | 300m: | 2:59.36 30.87 | 400m: | 4:00.30 30.01 | | |
| 7. | FROLOV Sergiy | | 92 | Energy Standard | | | | 4:00.94 | 762 Q | |
| | 50m: | 28.70 28.70 | 150m: | 1:30.30 30.67 | 250m: | 2:31.67 30.49 | 350m: | 3:31.72 29.89 | | |
| | 100m: | 59.63 30.93 | 200m: | 2:01.18 30.88 | 300m: | 3:01.83 30.16 | 400m: | 4:00.94 29.22 | | |
| 8. | SCHMIDT Danny | | 01 | Hessischer Schwimm-Verband | | | | 4:01.03 | 761 Q | |
| | 50m: | 28.38 28.38 | 150m: | 1:30.42 30.98 | 250m: | 2:31.67 30.22 | 350m: | 3:31.86 29.79 | | |
| | 100m: | 59.44 31.06 | 200m: | 2:01.45 31.03 | 300m: | 3:02.07 30.40 | 400m: | 4:01.03 29.17 | | |
| 9. | ZHIKHAREV Petr | | 99 | Youth of Moscow | | | | 4:01.14 | 760 Q | |
| | 50m: | 28.67 28.67 | 150m: | 1:30.48 30.74 | 250m: | 2:31.53 30.45 | 350m: | 3:32.22 30.17 | | |
| | 100m: | 59.74 31.07 | 200m: | 2:01.08 30.60 | 300m: | 3:02.05 30.52 | 400m: | 4:01.14 28.92 | | |
| 10. | BETH Silas | | 03 | SG Bad Schwartau | | | | 4:02.27 | 749 Q | |
| | 50m: | 28.48 28.48 | 150m: | 1:29.99 30.66 | 250m: | 2:31.71 30.62 | 350m: | 3:33.31 30.55 | | |
| | 100m: | 59.33 30.85 | 200m: | 2:01.09 31.10 | 300m: | 3:02.76 31.05 | 400m: | 4:02.27 28.96 | | |
| 11. | GIOVANNONI Ivan | | 02 | Tiro a Volo Nuoto | | | | 4:02.46 | 747 R | |
| | 50m: | 28.38 28.38 | 150m: | 1:30.66 31.09 | 250m: | 2:33.15 30.93 | 350m: | 3:33.81 29.61 | | |
| | 100m: | 59.57 31.19 | 200m: | 2:02.22 31.56 | 300m: | 3:04.20 31.05 | 400m: | 4:02.46 28.65 | | |
| 12. | BEELEY Tom | | 99 | Plymouth Leander SC | | | | 4:03.31 | 739 R | |
| | 50m: | 27.51 27.51 | 150m: | 1:28.69 31.00 | 250m: | 2:31.11 31.45 | 350m: | 3:33.42 31.05 | | |
| | 100m: | 57.69 30.18 | 200m: | 1:59.66 30.97 | 300m: | 3:02.37 31.26 | 400m: | 4:03.31 29.89 | | |
| 13. | GADGAARD Mikkel | | 99 | Denmark Senior | | | | 4:03.40 | 739 R | |
| | 50m: | 28.51 28.51 | 150m: | 1:30.82 30.92 | 250m: | 2:31.62 30.29 | 350m: | 3:33.51 31.28 | | |
| | 100m: | 59.90 31.39 | 200m: | 2:01.33 30.51 | 300m: | 3:02.23 30.61 | 400m: | 4:03.40 29.89 | | |





Fédération Luxembourgeoise
de Natation et de Sauvetage

LUXEMBOURG

LET'S MAKE IT HAPPEN

21st Luxembourg Euro Meet 2019
Luxembourg, 25th - 27th January 2019

Event 27, Men, 400m Freestyle, Prelim, Open

| Rank | | | | | YB | | | | | Time | Pts | |
|------|-------------------------|---------|-------|-------|---------|----------------------------|-------|---------|-------|----------------|---------|-------|
| 14. | HANSEN Andreas | | | | 00 | Denmark Senior | | | | 4:03.92 | 734 | R |
| | 50m: | 28.31 | 28.31 | 150m: | 1:31.15 | 31.34 | 250m: | 2:33.11 | 31.21 | 350m: | 3:34.54 | 30.03 |
| | 100m: | 59.81 | 31.50 | 200m: | 2:01.90 | 30.75 | 300m: | 3:04.51 | 31.40 | 400m: | 4:03.92 | 29.38 |
| 15. | BERINGUE Raphael | | | | 01 | CA Orsay | | | | 4:03.97 | 733 | |
| | 50m: | 28.19 | 28.19 | 150m: | 1:29.47 | 30.89 | 250m: | 2:31.10 | 30.64 | 350m: | 3:33.67 | 31.27 |
| | 100m: | 58.58 | 30.39 | 200m: | 2:00.46 | 30.99 | 300m: | 3:02.40 | 31.30 | 400m: | 4:03.97 | 30.30 |
| 16. | ANDERSEN Christoffer H. | | | | 02 | Denmark Junior | | | | 4:04.65 | 727 | |
| | 50m: | 28.14 | 28.14 | 150m: | 1:29.35 | 30.89 | 250m: | 2:32.23 | 31.53 | 350m: | 3:35.18 | 31.48 |
| | 100m: | 58.46 | 30.32 | 200m: | 2:00.70 | 31.35 | 300m: | 3:03.70 | 31.47 | 400m: | 4:04.65 | 29.47 |
| 17. | ELLEGAARD Arthur Dalen | | | | 01 | Denmark Junior | | | | 4:05.17 | 723 | |
| | 50m: | 28.59 | 28.59 | 150m: | 1:30.90 | 31.22 | 250m: | 2:33.18 | 31.11 | 350m: | 3:35.27 | 30.66 |
| | 100m: | 59.68 | 31.09 | 200m: | 2:02.07 | 31.17 | 300m: | 3:04.61 | 31.43 | 400m: | 4:05.17 | 29.90 |
| 18. | SCHMIDT Aaron | | | | 00 | SG Neuss | | | | 4:05.21 | 722 | |
| | 50m: | 27.89 | 27.89 | 150m: | 1:29.02 | 30.80 | 250m: | 2:31.06 | 31.08 | 350m: | 3:34.63 | 31.79 |
| | 100m: | 58.22 | 30.33 | 200m: | 1:59.98 | 30.96 | 300m: | 3:02.84 | 31.78 | 400m: | 4:05.21 | 30.58 |
| 19. | HOUOT Jeremy | | | | 99 | Vikings de Rouen | | | | 4:05.24 | 722 | |
| | 50m: | 28.78 | 28.78 | 150m: | 1:30.23 | 30.77 | 250m: | 2:33.10 | 31.23 | 350m: | 3:35.17 | 30.49 |
| | 100m: | 59.46 | 30.68 | 200m: | 2:01.87 | 31.64 | 300m: | 3:04.68 | 31.58 | 400m: | 4:05.24 | 30.07 |
| 20. | BRAUNBERGER Richard | | | | 00 | Hessischer Schwimm-Verband | | | | 4:05.40 | 721 | |
| | 50m: | 28.63 | 28.63 | 150m: | 1:30.61 | 31.23 | 250m: | 2:33.30 | 31.14 | 350m: | 3:36.34 | 31.43 |
| | 100m: | 59.38 | 30.75 | 200m: | 2:02.16 | 31.55 | 300m: | 3:04.91 | 31.61 | 400m: | 4:05.40 | 29.06 |
| 21. | KISZCZAK Jakub | | | | 00 | WKS Slask | | | | 4:05.51 | 720 | |
| | 50m: | 28.40 | 28.40 | 150m: | 1:31.82 | 32.22 | 250m: | 2:35.18 | 31.32 | 350m: | 3:36.95 | 30.53 |
| | 100m: | 59.60 | 31.20 | 200m: | 2:03.86 | 32.04 | 300m: | 3:06.42 | 31.24 | 400m: | 4:05.51 | 28.56 |
| 22. | NOWOSAD Max | | | | 95 | SG Neukoelln e.V. Berlin | | | | 4:06.15 | 714 | |
| | 50m: | 28.23 | 28.23 | 150m: | 1:29.53 | 30.67 | 250m: | 2:32.00 | 31.11 | 350m: | 3:35.45 | 31.78 |
| | 100m: | 58.86 | 30.63 | 200m: | 2:00.89 | 31.36 | 300m: | 3:03.67 | 31.67 | 400m: | 4:06.15 | 30.70 |
| 23. | BICZO Bence | | | | 93 | Team Hungary | | | | 4:06.56 | 711 | |
| | 50m: | 29.05 | 29.05 | 150m: | 1:31.66 | 31.48 | 250m: | 2:34.66 | 31.19 | 350m: | 3:36.81 | 30.53 |
| | 100m: | 1:00.18 | 31.13 | 200m: | 2:03.47 | 31.81 | 300m: | 3:06.28 | 31.62 | 400m: | 4:06.56 | 29.75 |
| 24. | POOLE Charlie | | | | 01 | Swim England East Midlands | | | | 4:06.59 | 710 | |
| | 50m: | 27.58 | 27.58 | 150m: | 1:29.15 | 31.04 | 250m: | 2:32.08 | 31.25 | 350m: | 3:35.79 | 32.01 |
| | 100m: | 58.11 | 30.53 | 200m: | 2:00.83 | 31.68 | 300m: | 3:03.78 | 31.70 | 400m: | 4:06.59 | 30.80 |
| 25. | DUTKOWIAK Wojciech | | | | 00 | WKS Slask | | | | 4:06.82 | 708 | |
| | 50m: | 28.55 | 28.55 | 150m: | 1:31.07 | 31.35 | 250m: | 2:33.94 | 31.57 | 350m: | 3:36.76 | 31.07 |
| | 100m: | 59.72 | 31.17 | 200m: | 2:02.37 | 31.30 | 300m: | 3:05.69 | 31.75 | 400m: | 4:06.82 | 30.06 |
| 26. | WILLIAMS Joshua | | | | 02 | Swim Wales | | | | 4:07.50 | 703 | |
| | 50m: | 27.93 | 27.93 | 150m: | 1:29.08 | 30.95 | 250m: | 2:32.39 | 31.59 | 350m: | 3:36.25 | 32.01 |
| | 100m: | 58.13 | 30.20 | 200m: | 2:00.80 | 31.72 | 300m: | 3:04.24 | 31.85 | 400m: | 4:07.50 | 31.25 |
| 27. | DOMINIAK Kacper | | | | 00 | WKS Slask | | | | 4:08.10 | 697 | |
| | 50m: | 28.59 | 28.59 | 150m: | 1:31.27 | 31.78 | 250m: | 2:34.65 | 31.63 | 350m: | 3:37.75 | 31.30 |
| | 100m: | 59.49 | 30.90 | 200m: | 2:03.02 | 31.75 | 300m: | 3:06.45 | 31.80 | 400m: | 4:08.10 | 30.35 |
| | JANSEN Thomas | | | | 01 | KNZB-OC | | | | 4:08.10 | 697 | |
| | 50m: | 28.24 | 28.24 | 150m: | 1:30.44 | 31.14 | 250m: | 2:34.10 | 31.82 | 350m: | 3:37.47 | 31.51 |
| | 100m: | 59.30 | 31.06 | 200m: | 2:02.28 | 31.84 | 300m: | 3:05.96 | 31.86 | 400m: | 4:08.10 | 30.63 |





Fédération Luxembourgeoise
de Natation et de Sauvetage

LUXEMBOURG

LET'S MAKE IT HAPPEN

21st Luxembourg Euro Meet 2019
Luxembourg, 25th - 27th January 2019

Event 27, Men, 400m Freestyle, Prelim, Open

| Rank | | | | | YB | | | | | Time | Pts | |
|------|---------------------|---------|-------|-------|---------|----------------------------|-------|---------|-------|----------------|---------|-------|
| 29. | KEBER Christian | | | | 98 | SC Wiesbaden 1911 | | | | 4:08.49 | 694 | |
| | 50m: | 28.80 | 28.80 | 150m: | 1:31.18 | 31.14 | 250m: | 2:33.75 | 31.21 | 350m: | 3:37.04 | 31.75 |
| | 100m: | 1:00.04 | 31.24 | 200m: | 2:02.54 | 31.36 | 300m: | 3:05.29 | 31.54 | 400m: | 4:08.49 | 31.45 |
| 30. | KNIPPING Arjan | | | | 94 | PSV | | | | 4:09.13 | 689 | |
| | 50m: | 28.26 | 28.26 | 150m: | 1:30.55 | 31.47 | 250m: | 2:34.00 | 31.87 | 350m: | 3:37.87 | 32.08 |
| | 100m: | 59.08 | 30.82 | 200m: | 2:02.13 | 31.58 | 300m: | 3:05.79 | 31.79 | 400m: | 4:09.13 | 31.26 |
| 31. | BLANCH Nicolas | | | | 97 | Aalborg Svoemmeklub | | | | 4:09.94 | 682 | |
| | 50m: | 28.17 | 28.17 | 150m: | 1:30.90 | 31.73 | 250m: | 2:35.63 | 32.63 | 350m: | 3:39.63 | 32.13 |
| | 100m: | 59.17 | 31.00 | 200m: | 2:03.00 | 32.10 | 300m: | 3:07.50 | 31.87 | 400m: | 4:09.94 | 30.31 |
| 32. | LINDHOLM Oskar | | | | 01 | Denmark Junior | | | | 4:10.07 | 681 | |
| | 50m: | 28.35 | 28.35 | 150m: | 1:30.99 | 31.68 | 250m: | 2:35.12 | 31.86 | 350m: | 3:39.47 | 31.96 |
| | 100m: | 59.31 | 30.96 | 200m: | 2:03.26 | 32.27 | 300m: | 3:07.51 | 32.39 | 400m: | 4:10.07 | 30.60 |
| 33. | KANTZENBACH Jon | | | | 02 | Hessischer Schwimm-Verband | | | | 4:10.12 | 681 | |
| | 50m: | 28.74 | 28.74 | 150m: | 1:31.79 | 31.77 | 250m: | 2:35.61 | 31.81 | 350m: | 3:39.39 | 31.59 |
| | 100m: | 1:00.02 | 31.28 | 200m: | 2:03.80 | 32.01 | 300m: | 3:07.80 | 32.19 | 400m: | 4:10.12 | 30.73 |
| 34. | JAWORSKI Szymon | | | | 01 | WKS Slask | | | | 4:10.13 | 681 | |
| | 50m: | 28.49 | 28.49 | 150m: | 1:31.35 | 31.78 | 250m: | 2:35.08 | 31.76 | 350m: | 3:39.48 | 32.24 |
| | 100m: | 59.57 | 31.08 | 200m: | 2:03.32 | 31.97 | 300m: | 3:07.24 | 32.16 | 400m: | 4:10.13 | 30.65 |
| 35. | ECKERVOGT Alexander | | | | 00 | SG Essen | | | | 4:10.24 | 680 | |
| | 50m: | 27.94 | 27.94 | 150m: | 1:30.39 | 31.51 | 250m: | 2:34.18 | 31.92 | 350m: | 3:38.78 | 32.29 |
| | 100m: | 58.88 | 30.94 | 200m: | 2:02.26 | 31.87 | 300m: | 3:06.49 | 32.31 | 400m: | 4:10.24 | 31.46 |
| 36. | CHIRICO Luca | | | | 99 | Team Insubrika | | | | 4:10.37 | 679 | |
| | 50m: | 28.49 | 28.49 | 150m: | 1:31.86 | 32.00 | 250m: | 2:36.25 | 32.06 | 350m: | 3:39.53 | 31.04 |
| | 100m: | 59.86 | 31.37 | 200m: | 2:04.19 | 32.33 | 300m: | 3:08.49 | 32.24 | 400m: | 4:10.37 | 30.84 |
| 37. | BEAMER Thomas | | | | 02 | Swim England East Midlands | | | | 4:10.58 | 677 | |
| | 50m: | 28.28 | 28.28 | 150m: | 1:31.77 | 32.08 | 250m: | 2:36.21 | 32.03 | 350m: | 3:40.36 | 31.77 |
| | 100m: | 59.69 | 31.41 | 200m: | 2:04.18 | 32.41 | 300m: | 3:08.59 | 32.38 | 400m: | 4:10.58 | 30.22 |
| 38. | RUBASHNYI Alexander | | | | 01 | Youth of Moscow | | | | 4:10.83 | 675 | |
| | 50m: | 27.85 | 27.85 | 150m: | 1:30.32 | 31.70 | 250m: | 2:34.93 | 31.92 | 350m: | 3:38.99 | 31.96 |
| | 100m: | 58.62 | 30.77 | 200m: | 2:03.01 | 32.69 | 300m: | 3:07.03 | 32.10 | 400m: | 4:10.83 | 31.84 |
| 39. | KRASNIQI Arti | | | | 99 | Swim-Team Elmshorn | | | | 4:11.08 | 673 | |
| | 50m: | 27.44 | 27.44 | 150m: | 1:29.19 | 31.74 | 250m: | 2:34.72 | 32.73 | 350m: | 3:39.41 | 31.71 |
| | 100m: | 57.45 | 30.01 | 200m: | 2:01.99 | 32.80 | 300m: | 3:07.70 | 32.98 | 400m: | 4:11.08 | 31.67 |
| 40. | OLSSON Melker | | | | 00 | Team West | | | | 4:11.12 | 673 | |
| | 50m: | 28.02 | 28.02 | 150m: | 1:30.44 | 31.53 | 250m: | 2:34.69 | 32.13 | 350m: | 3:39.56 | 32.79 |
| | 100m: | 58.91 | 30.89 | 200m: | 2:02.56 | 32.12 | 300m: | 3:06.77 | 32.08 | 400m: | 4:11.12 | 31.56 |
| 41. | MAROTTA Daniel | | | | 01 | Swim Wales | | | | 4:11.49 | 670 | |
| | 50m: | 28.02 | 28.02 | 150m: | 1:30.38 | 31.51 | 250m: | 2:34.02 | 31.76 | 350m: | 3:39.20 | 32.59 |
| | 100m: | 58.87 | 30.85 | 200m: | 2:02.26 | 31.88 | 300m: | 3:06.61 | 32.59 | 400m: | 4:11.49 | 32.29 |
| 42. | HERRMANN Tom | | | | 00 | SG Neuss | | | | 4:11.98 | 666 | |
| | 50m: | 28.04 | 28.04 | 150m: | 1:30.41 | 31.55 | 250m: | 2:34.56 | 32.30 | 350m: | 3:39.99 | 32.73 |
| | 100m: | 58.86 | 30.82 | 200m: | 2:02.26 | 31.85 | 300m: | 3:07.26 | 32.70 | 400m: | 4:11.98 | 31.99 |
| 43. | HANO Grzegorz | | | | 00 | WKS Slask | | | | 4:12.04 | 665 | |
| | 50m: | 28.81 | 28.81 | 150m: | 1:32.04 | 31.95 | 250m: | 2:37.04 | 32.55 | 350m: | 3:41.83 | 31.72 |
| | 100m: | 1:00.09 | 31.28 | 200m: | 2:04.49 | 32.45 | 300m: | 3:10.11 | 33.07 | 400m: | 4:12.04 | 30.21 |



21st Luxembourg Euro Meet 2019
Luxembourg, 25th - 27th January 2019

Event 27, Men, 400m Freestyle, Prelim, Open

| Rank | YB | | | | Time | | | | Pts | | | |
|------|-----------------------|---------|-------|-------|---------|-----------------------------------|-------|---------|----------------|-------|---------|-------|
| 44. | VANDERSCHRICK Stephan | | | | 00 | Fed. Luxembourgeoise de Natation | | | 4:12.25 | 664 | | |
| | 50m: | 28.49 | 28.49 | 150m: | 1:31.06 | 31.65 | 250m: | 2:35.11 | 32.31 | 350m: | 3:41.24 | 33.08 |
| | 100m: | 59.41 | 30.92 | 200m: | 2:02.80 | 31.74 | 300m: | 3:08.16 | 33.05 | 400m: | 4:12.25 | 31.01 |
| 45. | JOZKOW Cezary | | | | 01 | WKS Slask | | | 4:12.30 | 663 | | |
| | 50m: | 28.26 | 28.26 | 150m: | 1:31.42 | 32.07 | 250m: | 2:36.51 | 32.34 | 350m: | 3:41.09 | 32.08 |
| | 100m: | 59.35 | 31.09 | 200m: | 2:04.17 | 32.75 | 300m: | 3:09.01 | 32.50 | 400m: | 4:12.30 | 31.21 |
| 46. | PLOWMAN Archie | | | | 01 | Swim England East Midlands | | | 4:13.03 | 657 | | |
| | 50m: | 28.71 | 28.71 | 150m: | 1:32.82 | 32.30 | 250m: | 2:37.20 | 32.34 | 350m: | 3:41.82 | 32.36 |
| | 100m: | 1:00.52 | 31.81 | 200m: | 2:04.86 | 32.04 | 300m: | 3:09.46 | 32.26 | 400m: | 4:13.03 | 31.21 |
| 47. | POWER Dean | | | | 97 | UCD Swim Team | | | 4:13.06 | 657 | | |
| | 50m: | 28.03 | 28.03 | 150m: | 1:30.74 | 31.36 | 250m: | 2:34.51 | 32.09 | 350m: | 3:40.30 | 32.97 |
| | 100m: | 59.38 | 31.35 | 200m: | 2:02.42 | 31.68 | 300m: | 3:07.33 | 32.82 | 400m: | 4:13.06 | 32.76 |
| 48. | JACKOWSKI Tomasz | | | | 02 | WKS Slask | | | 4:13.26 | 656 | | |
| | 50m: | 27.91 | 27.91 | 150m: | 1:30.73 | 31.73 | 250m: | 2:34.45 | 31.89 | 350m: | 3:40.35 | 33.19 |
| | 100m: | 59.00 | 31.09 | 200m: | 2:02.56 | 31.83 | 300m: | 3:07.16 | 32.71 | 400m: | 4:13.26 | 32.91 |
| 49. | KOCH Jonas | | | | 00 | SG Neuss | | | 4:13.63 | 653 | | |
| | 50m: | 28.14 | 28.14 | 150m: | 1:30.80 | 31.65 | 250m: | 2:36.19 | 32.82 | 350m: | 3:42.09 | 32.84 |
| | 100m: | 59.15 | 31.01 | 200m: | 2:03.37 | 32.57 | 300m: | 3:09.25 | 33.06 | 400m: | 4:13.63 | 31.54 |
| 50. | DAZY Max | | | | 00 | Cercle Royal de Natation Arlonais | | | 4:15.10 | 642 | | |
| | 50m: | 28.42 | 28.42 | 150m: | 1:32.06 | 32.10 | 250m: | 2:37.06 | 32.26 | 350m: | 3:43.01 | 32.92 |
| | 100m: | 59.96 | 31.54 | 200m: | 2:04.80 | 32.74 | 300m: | 3:10.09 | 33.03 | 400m: | 4:15.10 | 32.09 |
| 51. | EICHLER Adrian | | | | 03 | SC Wiesbaden 1911 | | | 4:15.59 | 638 | | |
| | 50m: | 28.57 | 28.57 | 150m: | 1:33.94 | 32.68 | 250m: | 2:40.25 | 32.44 | 350m: | 3:45.10 | 31.49 |
| | 100m: | 1:01.26 | 32.69 | 200m: | 2:07.81 | 33.87 | 300m: | 3:13.61 | 33.36 | 400m: | 4:15.59 | 30.49 |
| 52. | HEIDENREICH Tim | | | | 01 | Dresdner Delphine e.V. | | | 4:15.70 | 637 | | |
| | 50m: | 29.05 | 29.05 | 150m: | 1:33.12 | 32.37 | 250m: | 2:38.65 | 32.93 | 350m: | 3:44.11 | 32.60 |
| | 100m: | 1:00.75 | 31.70 | 200m: | 2:05.72 | 32.60 | 300m: | 3:11.51 | 32.86 | 400m: | 4:15.70 | 31.59 |
| 53. | SUMIN Ivan | | | | 03 | Youth of Moscow | | | 4:15.86 | 636 | | |
| | 50m: | 28.93 | 28.93 | 150m: | 1:32.71 | 32.36 | 250m: | 2:38.27 | 32.97 | 350m: | 3:44.58 | 32.92 |
| | 100m: | 1:00.35 | 31.42 | 200m: | 2:05.30 | 32.59 | 300m: | 3:11.66 | 33.39 | 400m: | 4:15.86 | 31.28 |
| 54. | DUDAS Daniel | | | | 94 | Iron Swim | | | 4:16.10 | 634 | | |
| | 50m: | 28.55 | 28.55 | 150m: | 1:31.25 | 31.77 | 250m: | 2:37.13 | 32.80 | 350m: | 3:43.45 | 33.00 |
| | 100m: | 59.48 | 30.93 | 200m: | 2:04.33 | 33.08 | 300m: | 3:10.45 | 33.32 | 400m: | 4:16.10 | 32.65 |
| 55. | RENNESON Xavier | | | | 01 | District Liege Namur Luxembourg | | | 4:16.39 | 632 | | |
| | 50m: | 29.60 | 29.60 | 150m: | 1:33.57 | 32.39 | 250m: | 2:39.47 | 32.73 | 350m: | 3:45.11 | 32.56 |
| | 100m: | 1:01.18 | 31.58 | 200m: | 2:06.74 | 33.17 | 300m: | 3:12.55 | 33.08 | 400m: | 4:16.39 | 31.28 |
| 56. | WERNER Nick | | | | 01 | SSG Saar Max Ritter | | | 4:17.07 | 627 | | |
| | 50m: | 28.84 | 28.84 | 150m: | 1:33.21 | 32.59 | 250m: | 2:38.79 | 32.89 | 350m: | 3:45.16 | 32.93 |
| | 100m: | 1:00.62 | 31.78 | 200m: | 2:05.90 | 32.69 | 300m: | 3:12.23 | 33.44 | 400m: | 4:17.07 | 31.91 |
| 57. | MENCEL Milosz | | | | 02 | WKS Slask | | | 4:17.22 | 626 | | |
| | 50m: | 29.04 | 29.04 | 150m: | 1:33.42 | 32.39 | 250m: | 2:38.74 | 32.50 | 350m: | 3:44.61 | 32.64 |
| | 100m: | 1:01.03 | 31.99 | 200m: | 2:06.24 | 32.82 | 300m: | 3:11.97 | 33.23 | 400m: | 4:17.22 | 32.61 |
| 58. | NORTH Oscar | | | | 03 | Plymouth Leander SC | | | 4:17.33 | 625 | | |
| | 50m: | 29.55 | 29.55 | 150m: | 1:34.83 | 32.64 | 250m: | 2:40.11 | 31.89 | 350m: | 3:45.41 | 32.51 |
| | 100m: | 1:02.19 | 32.64 | 200m: | 2:08.22 | 33.39 | 300m: | 3:12.90 | 32.79 | 400m: | 4:17.33 | 31.92 |



Fédération Luxembourgeoise
de Natation et de Sauvetage

LUXEMBOURG

LET'S MAKE IT HAPPEN

21st Luxembourg Euro Meet 2019
Luxembourg, 25th - 27th January 2019

Event 27, Men, 400m Freestyle, Prelim, Open

| Rank | | | YB | | | | | | Time | Pts | | |
|------|-------------------------|---------|-------|-------|----------------------------------|-------|-------|---------|----------------|-------|---------|-------|
| 59. | JEDEL Christopher | | 95 | | Team West | | | | 4:17.96 | 620 | | |
| | 50m: | 28.99 | 28.99 | 150m: | 1:32.50 | 32.10 | 250m: | 2:37.64 | 32.60 | 350m: | 3:45.14 | 33.85 |
| | 100m: | 1:00.40 | 31.41 | 200m: | 2:05.04 | 32.54 | 300m: | 3:11.29 | 33.65 | 400m: | 4:17.96 | 32.82 |
| 60. | GANZEY Egor | | 03 | | Russia Ugra | | | | 4:18.42 | 617 | | |
| | 50m: | 30.25 | 30.25 | 150m: | 1:35.67 | 33.06 | 250m: | 2:41.78 | 32.97 | 350m: | 3:47.36 | 32.71 |
| | 100m: | 1:02.61 | 32.36 | 200m: | 2:08.81 | 33.14 | 300m: | 3:14.65 | 32.87 | 400m: | 4:18.42 | 31.06 |
| 61. | SCHMITZ Jacques | | 02 | | Fed. Luxembourgeoise de Natation | | | | 4:19.23 | 611 | | |
| | 50m: | 28.49 | 28.49 | 150m: | 1:31.77 | 32.06 | 250m: | 2:37.30 | 33.03 | 350m: | 3:45.58 | 34.25 |
| | 100m: | 59.71 | 31.22 | 200m: | 2:04.27 | 32.50 | 300m: | 3:11.33 | 34.03 | 400m: | 4:19.23 | 33.65 |
| 62. | DALEIDEN CIUFERRI Ralph | | 03 | | Fed. Luxembourgeoise de Natation | | | | 4:19.99 | 606 | | |
| | 50m: | 28.64 | 28.64 | 150m: | 1:33.82 | 32.80 | 250m: | 2:40.69 | 33.56 | 350m: | 3:47.82 | 33.49 |
| | 100m: | 1:01.02 | 32.38 | 200m: | 2:07.13 | 33.31 | 300m: | 3:14.33 | 33.64 | 400m: | 4:19.99 | 32.17 |
| 63. | DENGIS Bastien | | 02 | | Liege Mosan | | | | 4:20.16 | 605 | | |
| | 50m: | 29.51 | 29.51 | 150m: | 1:34.11 | 32.49 | 250m: | 2:39.94 | 32.99 | 350m: | 3:46.78 | 33.11 |
| | 100m: | 1:01.62 | 32.11 | 200m: | 2:06.95 | 32.84 | 300m: | 3:13.67 | 33.73 | 400m: | 4:20.16 | 33.38 |
| 64. | BECKERS Felix | | 01 | | Fed. Luxembourgeoise de Natation | | | | 4:20.62 | 602 | | |
| | 50m: | 28.23 | 28.23 | 150m: | 1:34.46 | 33.58 | 250m: | 2:41.97 | 33.67 | 350m: | 3:49.46 | 33.76 |
| | 100m: | 1:00.88 | 32.65 | 200m: | 2:08.30 | 33.84 | 300m: | 3:15.70 | 33.73 | 400m: | 4:20.62 | 31.16 |
| 65. | VAN AGGELEN Tobias | | 04 | | SG Neuss | | | | 4:21.10 | 598 | | |
| | 50m: | 28.93 | 28.93 | 150m: | 1:33.39 | 32.51 | 250m: | 2:40.28 | 33.91 | 350m: | 3:48.20 | 33.22 |
| | 100m: | 1:00.88 | 31.95 | 200m: | 2:06.37 | 32.98 | 300m: | 3:14.98 | 34.70 | 400m: | 4:21.10 | 32.90 |
| 66. | HENRIONNET Tom | | 04 | | CD54 Natation | | | | 4:21.24 | 597 | | |
| | 50m: | 29.92 | 29.92 | 150m: | 1:35.82 | 33.18 | 250m: | 2:42.17 | 33.18 | 350m: | 3:48.97 | 32.86 |
| | 100m: | 1:02.64 | 32.72 | 200m: | 2:08.99 | 33.17 | 300m: | 3:16.11 | 33.94 | 400m: | 4:21.24 | 32.27 |
| 67. | MASCARENHAS Henrique | | 01 | | Plymouth Leander SC | | | | 4:21.71 | 594 | | |
| | 50m: | 29.42 | 29.42 | 150m: | 1:35.66 | 33.01 | 250m: | 2:42.48 | 33.27 | 350m: | 3:49.33 | 33.22 |
| | 100m: | 1:02.65 | 33.23 | 200m: | 2:09.21 | 33.55 | 300m: | 3:16.11 | 33.63 | 400m: | 4:21.71 | 32.38 |
| 68. | HERION Martin | | 01 | | Liege Mosan | | | | 4:21.85 | 593 | | |
| | 50m: | 29.61 | 29.61 | 150m: | 1:36.14 | 33.22 | 250m: | 2:43.08 | 33.46 | 350m: | 3:49.86 | 33.03 |
| | 100m: | 1:02.92 | 33.31 | 200m: | 2:09.62 | 33.48 | 300m: | 3:16.83 | 33.75 | 400m: | 4:21.85 | 31.99 |
| 69. | DE MEYER Niels | | 02 | | Brabo Zwemclub Antwerpen | | | | 4:22.01 | 592 | | |
| | 50m: | 29.29 | 29.29 | 150m: | 1:35.01 | 32.82 | 250m: | 2:42.04 | 33.39 | 350m: | 3:49.78 | 33.80 |
| | 100m: | 1:02.19 | 32.90 | 200m: | 2:08.65 | 33.64 | 300m: | 3:15.98 | 33.94 | 400m: | 4:22.01 | 32.23 |
| 70. | ADILGEREYEV Adil | | 02 | | Dostyk Aktobe | | | | 4:22.21 | 591 | | |
| | 50m: | 29.21 | 29.21 | 150m: | 1:35.35 | 33.18 | 250m: | 2:42.98 | 33.94 | 350m: | 3:50.81 | 33.69 |
| | 100m: | 1:02.17 | 32.96 | 200m: | 2:09.04 | 33.69 | 300m: | 3:17.12 | 34.14 | 400m: | 4:22.21 | 31.40 |
| 71. | VELLEN Nicolas | | 02 | | SG Neuss | | | | 4:23.24 | 584 | | |
| | 50m: | 29.48 | 29.48 | 150m: | 1:34.34 | 32.92 | 250m: | 2:42.43 | 33.94 | 350m: | 3:50.96 | 33.89 |
| | 100m: | 1:01.42 | 31.94 | 200m: | 2:08.49 | 34.15 | 300m: | 3:17.07 | 34.64 | 400m: | 4:23.24 | 32.28 |
| 72. | SHOOPINSKY Nicholas | | 00 | | SC Wiesbaden 1911 | | | | 4:23.41 | 583 * | | |
| | 50m: | 29.73 | 29.73 | 150m: | 1:36.40 | 33.51 | 250m: | 2:45.06 | 34.13 | 350m: | 3:52.10 | 33.33 |
| | 100m: | 1:02.89 | 33.16 | 200m: | 2:10.93 | 34.53 | 300m: | 3:18.77 | 33.71 | 400m: | 4:23.41 | 31.31 |
| 73. | SUENKEL Rafael | | 02 | | Dresdner SC 1898 e.V. | | | | 4:23.43 | 583 | | |
| | 50m: | 28.35 | 28.35 | 150m: | 1:32.11 | 32.41 | 250m: | 2:39.60 | 34.08 | 350m: | 3:49.15 | 34.85 |
| | 100m: | 59.70 | 31.35 | 200m: | 2:05.52 | 33.41 | 300m: | 3:14.30 | 34.70 | 400m: | 4:23.43 | 34.28 |



Fédération Luxembourgeoise
de Natation et de Sauvetage**LUXEMBOURG**


LET'S MAKE IT HAPPEN

21st Luxembourg Euro Meet 2019
Luxembourg, 25th - 27th January 2019

Event 27, Men, 400m Freestyle, Prelim, Open

| Rank | YB | | | | | | Time | Pts |
|------|--|-------|---------------|-------|---------------|-------|----------------|-------|
| 74. | LOMBARDO Maxime 03 CD54 Natation | | | | | | 4:23.78 | 580 |
| | 50m: 29.17 | 29.17 | 150m: 1:34.77 | 33.23 | 250m: 2:43.00 | 34.36 | 350m: 3:51.35 | 34.27 |
| | 100m: 1:01.54 | 32.37 | 200m: 2:08.64 | 33.87 | 300m: 3:17.08 | 34.08 | 400m: 4:23.78 | 32.43 |
| 75. | DANTHINE Zacharie 04 Cercle Royal de Natation Arlonais | | | | | | 4:23.86 | 580 |
| | 50m: 29.63 | 29.63 | 150m: 1:35.41 | 33.33 | 250m: 2:43.59 | 34.08 | 350m: 3:51.63 | 33.83 |
| | 100m: 1:02.08 | 32.45 | 200m: 2:09.51 | 34.10 | 300m: 3:17.80 | 34.21 | 400m: 4:23.86 | 32.23 |
| 76. | GANSS Julius 02 SV Nikar Heidelberg | | | | | | 4:24.05 | 578 |
| | 50m: 29.32 | 29.32 | 150m: 1:35.12 | 33.20 | 250m: 2:43.31 | 34.13 | 350m: 3:51.45 | 33.72 |
| | 100m: 1:01.92 | 32.60 | 200m: 2:09.18 | 34.06 | 300m: 3:17.73 | 34.42 | 400m: 4:24.05 | 32.60 |
| 77. | PLASCHKE Lennart 01 SC Wiesbaden 1911 | | | | | | 4:24.13 | 578 |
| | 50m: 29.99 | 29.99 | 150m: 1:35.66 | 33.17 | 250m: 2:43.19 | 33.96 | 350m: 3:51.96 | 34.36 |
| | 100m: 1:02.49 | 32.50 | 200m: 2:09.23 | 33.57 | 300m: 3:17.60 | 34.41 | 400m: 4:24.13 | 32.17 |
| 78. | VAN AGGELEN Daniel 01 SG Neuss | | | | | | 4:24.30 | 577 |
| | 50m: 28.83 | 28.83 | 150m: 1:34.49 | 33.58 | 250m: 2:42.26 | 33.87 | 350m: 3:51.09 | 34.21 |
| | 100m: 1:00.91 | 32.08 | 200m: 2:08.39 | 33.90 | 300m: 3:16.88 | 34.62 | 400m: 4:24.30 | 33.21 |
| 79. | PAKER Batuhan 02 Plymouth Leander SC | | | | | | 4:25.05 | 572 |
| | 50m: 29.51 | 29.51 | 150m: 1:34.43 | 32.60 | 250m: 2:41.50 | 33.20 | 350m: 3:51.45 | 34.78 |
| | 100m: 1:01.83 | 32.32 | 200m: 2:08.30 | 33.87 | 300m: 3:16.67 | 35.17 | 400m: 4:25.05 | 33.60 |
| 80. | VAN ROMPAEY Senne 03 Brabo Zwemclub Antwerpen | | | | | | 4:25.50 | 569 |
| | 50m: 29.58 | 29.58 | 150m: 1:36.93 | 33.72 | 250m: 2:44.38 | 33.93 | 350m: 3:52.33 | 34.14 |
| | 100m: 1:03.21 | 33.63 | 200m: 2:10.45 | 33.52 | 300m: 3:18.19 | 33.81 | 400m: 4:25.50 | 33.17 |
| 81. | CAPEL Theo 04 ASPTT Limoges | | | | | | 4:25.80 | 567 |
| | 50m: 30.06 | 30.06 | 150m: 1:37.22 | 33.87 | 250m: 2:45.68 | 34.25 | 350m: 3:52.58 | 33.27 |
| | 100m: 1:03.35 | 33.29 | 200m: 2:11.43 | 34.21 | 300m: 3:19.31 | 33.63 | 400m: 4:25.80 | 33.22 |
| 82. | PIERRON Gauthier 04 CD54 Natation | | | | | | 4:25.82 | 567 |
| | 50m: 30.13 | 30.13 | 150m: 1:36.93 | 33.73 | 250m: 2:44.90 | 34.09 | 350m: 3:53.36 | 33.97 |
| | 100m: 1:03.20 | 33.07 | 200m: 2:10.81 | 33.88 | 300m: 3:19.39 | 34.49 | 400m: 4:25.82 | 32.46 |
| 83. | SCHWICK Maximilian 04 Dresdner SC 1898 e.V. | | | | | | 4:26.35 | 564 |
| | 50m: 28.58 | 28.58 | 150m: 1:34.49 | 33.48 | 250m: 2:42.99 | 34.34 | 350m: 3:52.81 | 34.98 |
| | 100m: 1:01.01 | 32.43 | 200m: 2:08.65 | 34.16 | 300m: 3:17.83 | 34.84 | 400m: 4:26.35 | 33.54 |
| 84. | SILVA SIEIRA Carlos 03 Plymouth Leander SC | | | | | | 4:26.83 | 561 |
| | 50m: 29.84 | 29.84 | 150m: 1:36.51 | 33.77 | 250m: 2:44.23 | 34.21 | 350m: 3:53.30 | 34.47 |
| | 100m: 1:02.74 | 32.90 | 200m: 2:10.02 | 33.51 | 300m: 3:18.83 | 34.60 | 400m: 4:26.83 | 33.53 |
| 85. | PREECE Aron 99 Nova Centurion SC | | | | | | 4:28.85 | 548 * |
| | 50m: 30.97 | 30.97 | 150m: 1:38.40 | 34.30 | 250m: 2:47.22 | 34.11 | 350m: 3:56.27 | 34.39 |
| | 100m: 1:04.10 | 33.13 | 200m: 2:13.11 | 34.71 | 300m: 3:21.88 | 34.66 | 400m: 4:28.85 | 32.58 |
| 86. | PEZELJ Antonio 99 SC Wiesbaden 1911 | | | | | | 4:31.33 | 533 * |
| | 50m: 28.99 | 28.99 | 150m: 1:36.49 | 34.33 | 250m: 2:45.61 | 34.37 | 350m: 3:56.47 | 35.46 |
| | 100m: 1:02.16 | 33.17 | 200m: 2:11.24 | 34.75 | 300m: 3:21.01 | 35.40 | 400m: 4:31.33 | 34.86 |
| 87. | BISENIUS Rayan 00 District Liege Namur Luxembourg | | | | | | 4:31.93 | 530 * |
| | 50m: 30.91 | 30.91 | 150m: 1:38.76 | 34.30 | 250m: 2:48.25 | 35.02 | 350m: 3:57.94 | 34.82 |
| | 100m: 1:04.46 | 33.55 | 200m: 2:13.23 | 34.47 | 300m: 3:23.12 | 34.87 | 400m: 4:31.93 | 33.99 |
| 88. | BOKOV Rodion 03 Swimming Luxembourg | | | | | | 4:37.61 | 498 * |
| | 50m: 29.94 | 29.94 | 150m: 1:37.86 | 34.42 | 250m: 2:48.95 | 35.94 | 350m: 4:02.01 | 36.64 |
| | 100m: 1:03.44 | 33.50 | 200m: 2:13.01 | 35.15 | 300m: 3:25.37 | 36.42 | 400m: 4:37.61 | 35.60 |





Fédération Luxembourgeoise
de Natation et de Sauvetage

LUXEMBOURG

LET'S MAKE IT HAPPEN

21st Luxembourg Euro Meet 2019
Luxembourg, 25th - 27th January 2019


Event 27, Men, 400m Freestyle, Prelim, Open

| Rank | | | YB | | | | | Time | Pts | | | |
|------|--------------------------|---------|-------|--------------------------|---------|-------|-------|----------------|-------|-------|---------|-------|
| 89. | SMIT Luca | | 03 | SC Wiesbaden 1911 | | | | 4:38.10 | 495 * | | | |
| | 50m: | 32.06 | 32.06 | 150m: | 1:42.32 | 34.94 | 250m: | 2:51.98 | 34.52 | 350m: | 4:02.51 | 35.60 |
| | 100m: | 1:07.38 | 35.32 | 200m: | 2:17.46 | 35.14 | 300m: | 3:26.91 | 34.93 | 400m: | 4:38.10 | 35.59 |
| 90. | KRUEGER Nicolas | | 03 | SC Wiesbaden 1911 | | | | 4:39.89 | 486 * | | | |
| | 50m: | 30.62 | 30.62 | 150m: | 1:39.91 | 35.30 | 250m: | 2:51.78 | 35.99 | 350m: | 4:04.46 | 36.36 |
| | 100m: | 1:04.61 | 33.99 | 200m: | 2:15.79 | 35.88 | 300m: | 3:28.10 | 36.32 | 400m: | 4:39.89 | 35.43 |
| DNS | WANTEN Bernd | | 04 | Brabo Zwemclub Antwerpen | | | | | | | | |
| DNS | DELLA COLETTA Alessandro | | 03 | Dimensione Nuoto | | | | | | | | |
| DNS | ALESSANDRI Iacopo | | 02 | Dimensione Nuoto | | | | | | | | |
| DNS | LAVEN Henrik | | 03 | SC Neustadt/Weinstr. | | | | | | | | |
| DNS | PETERWITZ Andre | | 99 | SC Wiesbaden 1911 | | | | | | | | |
| DNS | SUCH Thijs Oscar | | 03 | SC Wiesbaden 1911 | | | | | | | | |
| WDR | EL-KAMASH Marwan | | 93 | Energy Standard | | | | | | | | |
| WDR | STOLK Ivo | | 01 | KNZB-OC | | | | | | | | |

Junior

| | | | | | | | | | | | | |
|-----|-------------------------|---------|-------|----------------------------|---------|-------|-------|----------------|-------|-------|---------|-------|
| 1. | SCHMIDT Danny | | 01 | Hessischer Schwimm-Verband | | | | 4:01.03 | 761 Q | | | |
| | 50m: | 28.38 | 28.38 | 150m: | 1:30.42 | 30.98 | 250m: | 2:31.67 | 30.22 | 350m: | 3:31.86 | 29.79 |
| | 100m: | 59.44 | 31.06 | 200m: | 2:01.45 | 31.03 | 300m: | 3:02.07 | 30.40 | 400m: | 4:01.03 | 29.17 |
| 2. | GIOVANNONI Ivan | | 02 | Tiro a Volo Nuoto | | | | 4:02.46 | 747 R | | | |
| | 50m: | 28.38 | 28.38 | 150m: | 1:30.66 | 31.09 | 250m: | 2:33.15 | 30.93 | 350m: | 3:33.81 | 29.61 |
| | 100m: | 59.57 | 31.19 | 200m: | 2:02.22 | 31.56 | 300m: | 3:04.20 | 31.05 | 400m: | 4:02.46 | 28.65 |
| 3. | BERINGUE Raphael | | 01 | CA Orsay | | | | 4:03.97 | 733 | | | |
| | 50m: | 28.19 | 28.19 | 150m: | 1:29.47 | 30.89 | 250m: | 2:31.10 | 30.64 | 350m: | 3:33.67 | 31.27 |
| | 100m: | 58.58 | 30.39 | 200m: | 2:00.46 | 30.99 | 300m: | 3:02.40 | 31.30 | 400m: | 4:03.97 | 30.30 |
| 4. | ANDERSEN Christoffer H. | | 02 | Denmark Junior | | | | 4:04.65 | 727 | | | |
| | 50m: | 28.14 | 28.14 | 150m: | 1:29.35 | 30.89 | 250m: | 2:32.23 | 31.53 | 350m: | 3:35.18 | 31.48 |
| | 100m: | 58.46 | 30.32 | 200m: | 2:00.70 | 31.35 | 300m: | 3:03.70 | 31.47 | 400m: | 4:04.65 | 29.47 |
| 5. | ELLEGAARD Arthur Dalen | | 01 | Denmark Junior | | | | 4:05.17 | 723 | | | |
| | 50m: | 28.59 | 28.59 | 150m: | 1:30.90 | 31.22 | 250m: | 2:33.18 | 31.11 | 350m: | 3:35.27 | 30.66 |
| | 100m: | 59.68 | 31.09 | 200m: | 2:02.07 | 31.17 | 300m: | 3:04.61 | 31.43 | 400m: | 4:05.17 | 29.90 |
| 6. | POOLE Charlie | | 01 | Swim England East Midlands | | | | 4:06.59 | 710 | | | |
| | 50m: | 27.58 | 27.58 | 150m: | 1:29.15 | 31.04 | 250m: | 2:32.08 | 31.25 | 350m: | 3:35.79 | 32.01 |
| | 100m: | 58.11 | 30.53 | 200m: | 2:00.83 | 31.68 | 300m: | 3:03.78 | 31.70 | 400m: | 4:06.59 | 30.80 |
| 7. | WILLIAMS Joshua | | 02 | Swim Wales | | | | 4:07.50 | 703 | | | |
| | 50m: | 27.93 | 27.93 | 150m: | 1:29.08 | 30.95 | 250m: | 2:32.39 | 31.59 | 350m: | 3:36.25 | 32.01 |
| | 100m: | 58.13 | 30.20 | 200m: | 2:00.80 | 31.72 | 300m: | 3:04.24 | 31.85 | 400m: | 4:07.50 | 31.25 |
| 8. | JANSEN Thomas | | 01 | KNZB-OC | | | | 4:08.10 | 697 | | | |
| | 50m: | 28.24 | 28.24 | 150m: | 1:30.44 | 31.14 | 250m: | 2:34.10 | 31.82 | 350m: | 3:37.47 | 31.51 |
| | 100m: | 59.30 | 31.06 | 200m: | 2:02.28 | 31.84 | 300m: | 3:05.96 | 31.86 | 400m: | 4:08.10 | 30.63 |
| 9. | LINDHOLM Oskar | | 01 | Denmark Junior | | | | 4:10.07 | 681 | | | |
| | 50m: | 28.35 | 28.35 | 150m: | 1:30.99 | 31.68 | 250m: | 2:35.12 | 31.86 | 350m: | 3:39.47 | 31.96 |
| | 100m: | 59.31 | 30.96 | 200m: | 2:03.26 | 32.27 | 300m: | 3:07.51 | 32.39 | 400m: | 4:10.07 | 30.60 |
| 10. | KANTZENBACH Jon | | 02 | Hessischer Schwimm-Verband | | | | 4:10.12 | 681 | | | |
| | 50m: | 28.74 | 28.74 | 150m: | 1:31.79 | 31.77 | 250m: | 2:35.61 | 31.81 | 350m: | 3:39.39 | 31.59 |
| | 100m: | 1:00.02 | 31.28 | 200m: | 2:03.80 | 32.01 | 300m: | 3:07.80 | 32.19 | 400m: | 4:10.12 | 30.73 |





Fédération Luxembourgeoise
de Natation et de Sauvetage

LUXEMBOURG


LET'S MAKE IT HAPPEN

21st Luxembourg Euro Meet 2019
Luxembourg, 25th - 27th January 2019

Event 27, Boys, 400m Freestyle, Prelim, Junior

| Rank | YB | | | | | | Time | Pts |
|------|---|-------|---------------|-------|---------------|-------|----------------|-------|
| 11. | JAWORSKI Szymon 01 WKS Slask | | | | | | 4:10.13 | 681 |
| | 50m: 28.49 | 28.49 | 150m: 1:31.35 | 31.78 | 250m: 2:35.08 | 31.76 | 350m: 3:39.48 | 32.24 |
| | 100m: 59.57 | 31.08 | 200m: 2:03.32 | 31.97 | 300m: 3:07.24 | 32.16 | 400m: 4:10.13 | 30.65 |
| 12. | BEAMER Thomas 02 Swim England East Midlands | | | | | | 4:10.58 | 677 |
| | 50m: 28.28 | 28.28 | 150m: 1:31.77 | 32.08 | 250m: 2:36.21 | 32.03 | 350m: 3:40.36 | 31.77 |
| | 100m: 59.69 | 31.41 | 200m: 2:04.18 | 32.41 | 300m: 3:08.59 | 32.38 | 400m: 4:10.58 | 30.22 |
| 13. | RUBASHNYI Alexander 01 Youth of Moscow | | | | | | 4:10.83 | 675 |
| | 50m: 27.85 | 27.85 | 150m: 1:30.32 | 31.70 | 250m: 2:34.93 | 31.92 | 350m: 3:38.99 | 31.96 |
| | 100m: 58.62 | 30.77 | 200m: 2:03.01 | 32.69 | 300m: 3:07.03 | 32.10 | 400m: 4:10.83 | 31.84 |
| 14. | MAROTTA Daniel 01 Swim Wales | | | | | | 4:11.49 | 670 |
| | 50m: 28.02 | 28.02 | 150m: 1:30.38 | 31.51 | 250m: 2:34.02 | 31.76 | 350m: 3:39.20 | 32.59 |
| | 100m: 58.87 | 30.85 | 200m: 2:02.26 | 31.88 | 300m: 3:06.61 | 32.59 | 400m: 4:11.49 | 32.29 |
| 15. | JOZKOW Cezary 01 WKS Slask | | | | | | 4:12.30 | 663 |
| | 50m: 28.26 | 28.26 | 150m: 1:31.42 | 32.07 | 250m: 2:36.51 | 32.34 | 350m: 3:41.09 | 32.08 |
| | 100m: 59.35 | 31.09 | 200m: 2:04.17 | 32.75 | 300m: 3:09.01 | 32.50 | 400m: 4:12.30 | 31.21 |
| 16. | PLOWMAN Archie 01 Swim England East Midlands | | | | | | 4:13.03 | 657 |
| | 50m: 28.71 | 28.71 | 150m: 1:32.82 | 32.30 | 250m: 2:37.20 | 32.34 | 350m: 3:41.82 | 32.36 |
| | 100m: 1:00.52 | 31.81 | 200m: 2:04.86 | 32.04 | 300m: 3:09.46 | 32.26 | 400m: 4:13.03 | 31.21 |
| 17. | JACKOWSKI Tomasz 02 WKS Slask | | | | | | 4:13.26 | 656 |
| | 50m: 27.91 | 27.91 | 150m: 1:30.73 | 31.73 | 250m: 2:34.45 | 31.89 | 350m: 3:40.35 | 33.19 |
| | 100m: 59.00 | 31.09 | 200m: 2:02.56 | 31.83 | 300m: 3:07.16 | 32.71 | 400m: 4:13.26 | 32.91 |
| 18. | HEIDENREICH Tim 01 Dresdner Delphine e.V. | | | | | | 4:15.70 | 637 |
| | 50m: 29.05 | 29.05 | 150m: 1:33.12 | 32.37 | 250m: 2:38.65 | 32.93 | 350m: 3:44.11 | 32.60 |
| | 100m: 1:00.75 | 31.70 | 200m: 2:05.72 | 32.60 | 300m: 3:11.51 | 32.86 | 400m: 4:15.70 | 31.59 |
| 19. | RENNESON Xavier 01 District Liege Namur Luxembourg | | | | | | 4:16.39 | 632 |
| | 50m: 29.60 | 29.60 | 150m: 1:33.57 | 32.39 | 250m: 2:39.47 | 32.73 | 350m: 3:45.11 | 32.56 |
| | 100m: 1:01.18 | 31.58 | 200m: 2:06.74 | 33.17 | 300m: 3:12.55 | 33.08 | 400m: 4:16.39 | 31.28 |
| 20. | WERNER Nick 01 SSG Saar Max Ritter | | | | | | 4:17.07 | 627 |
| | 50m: 28.84 | 28.84 | 150m: 1:33.21 | 32.59 | 250m: 2:38.79 | 32.89 | 350m: 3:45.16 | 32.93 |
| | 100m: 1:00.62 | 31.78 | 200m: 2:05.90 | 32.69 | 300m: 3:12.23 | 33.44 | 400m: 4:17.07 | 31.91 |
| 21. | MENCEL Milosz 02 WKS Slask | | | | | | 4:17.22 | 626 |
| | 50m: 29.04 | 29.04 | 150m: 1:33.42 | 32.39 | 250m: 2:38.74 | 32.50 | 350m: 3:44.61 | 32.64 |
| | 100m: 1:01.03 | 31.99 | 200m: 2:06.24 | 32.82 | 300m: 3:11.97 | 33.23 | 400m: 4:17.22 | 32.61 |
| 22. | SCHMITZ Jacques 02 Fed. Luxembourgeoise de Natation | | | | | | 4:19.23 | 611 |
| | 50m: 28.49 | 28.49 | 150m: 1:31.77 | 32.06 | 250m: 2:37.30 | 33.03 | 350m: 3:45.58 | 34.25 |
| | 100m: 59.71 | 31.22 | 200m: 2:04.27 | 32.50 | 300m: 3:11.33 | 34.03 | 400m: 4:19.23 | 33.65 |
| 23. | DENGIS Bastien 02 Liege Mosan | | | | | | 4:20.16 | 605 |
| | 50m: 29.51 | 29.51 | 150m: 1:34.11 | 32.49 | 250m: 2:39.94 | 32.99 | 350m: 3:46.78 | 33.11 |
| | 100m: 1:01.62 | 32.11 | 200m: 2:06.95 | 32.84 | 300m: 3:13.67 | 33.73 | 400m: 4:20.16 | 33.38 |
| 24. | BECKERS Felix 01 Fed. Luxembourgeoise de Natation | | | | | | 4:20.62 | 602 |
| | 50m: 28.23 | 28.23 | 150m: 1:34.46 | 33.58 | 250m: 2:41.97 | 33.67 | 350m: 3:49.46 | 33.76 |
| | 100m: 1:00.88 | 32.65 | 200m: 2:08.30 | 33.84 | 300m: 3:15.70 | 33.73 | 400m: 4:20.62 | 31.16 |
| 25. | MASCARENHAS Henrique 01 Plymouth Leander SC | | | | | | 4:21.71 | 594 |
| | 50m: 29.42 | 29.42 | 150m: 1:35.66 | 33.01 | 250m: 2:42.48 | 33.27 | 350m: 3:49.33 | 33.22 |
| | 100m: 1:02.65 | 33.23 | 200m: 2:09.21 | 33.55 | 300m: 3:16.11 | 33.63 | 400m: 4:21.71 | 32.38 |





Fédération Luxembourgeoise
de Natation et de Sauvetage

LUXEMBOURG

LET'S MAKE IT HAPPEN

21st Luxembourg Euro Meet 2019
Luxembourg, 25th - 27th January 2019


Event 27, Boys, 400m Freestyle, Prelim, Junior

| Rank | | | YB | | | Time | | | Pts |
|------|--------------------|---------------|-------|--------------------------|-------|----------------|-------|---------------|-----|
| 26. | HERION Martin | | 01 | Liege Mosan | | 4:21.85 | | | 593 |
| | 50m: | 29.61 29.61 | 150m: | 1:36.14 33.22 | 250m: | 2:43.08 33.46 | 350m: | 3:49.86 33.03 | |
| | 100m: | 1:02.92 33.31 | 200m: | 2:09.62 33.48 | 300m: | 3:16.83 33.75 | 400m: | 4:21.85 31.99 | |
| 27. | DE MEYER Niels | | 02 | Brabo Zwemclub Antwerpen | | 4:22.01 | | | 592 |
| | 50m: | 29.29 29.29 | 150m: | 1:35.01 32.82 | 250m: | 2:42.04 33.39 | 350m: | 3:49.78 33.80 | |
| | 100m: | 1:02.19 32.90 | 200m: | 2:08.65 33.64 | 300m: | 3:15.98 33.94 | 400m: | 4:22.01 32.23 | |
| 28. | ADILGEREYEV Adil | | 02 | Dostyk Aktobe | | 4:22.21 | | | 591 |
| | 50m: | 29.21 29.21 | 150m: | 1:35.35 33.18 | 250m: | 2:42.98 33.94 | 350m: | 3:50.81 33.69 | |
| | 100m: | 1:02.17 32.96 | 200m: | 2:09.04 33.69 | 300m: | 3:17.12 34.14 | 400m: | 4:22.21 31.40 | |
| 29. | VELLEN Nicolas | | 02 | SG Neuss | | 4:23.24 | | | 584 |
| | 50m: | 29.48 29.48 | 150m: | 1:34.34 32.92 | 250m: | 2:42.43 33.94 | 350m: | 3:50.96 33.89 | |
| | 100m: | 1:01.42 31.94 | 200m: | 2:08.49 34.15 | 300m: | 3:17.07 34.64 | 400m: | 4:23.24 32.28 | |
| 30. | SUENKEL Rafael | | 02 | Dresdner SC 1898 e.V. | | 4:23.43 | | | 583 |
| | 50m: | 28.35 28.35 | 150m: | 1:32.11 32.41 | 250m: | 2:39.60 34.08 | 350m: | 3:49.15 34.85 | |
| | 100m: | 59.70 31.35 | 200m: | 2:05.52 33.41 | 300m: | 3:14.30 34.70 | 400m: | 4:23.43 34.28 | |
| 31. | GANSS Julius | | 02 | SV Nikar Heidelberg | | 4:24.05 | | | 578 |
| | 50m: | 29.32 29.32 | 150m: | 1:35.12 33.20 | 250m: | 2:43.31 34.13 | 350m: | 3:51.45 33.72 | |
| | 100m: | 1:01.92 32.60 | 200m: | 2:09.18 34.06 | 300m: | 3:17.73 34.42 | 400m: | 4:24.05 32.60 | |
| 32. | PLASCHKE Lennart | | 01 | SC Wiesbaden 1911 | | 4:24.13 | | | 578 |
| | 50m: | 29.99 29.99 | 150m: | 1:35.66 33.17 | 250m: | 2:43.19 33.96 | 350m: | 3:51.96 34.36 | |
| | 100m: | 1:02.49 32.50 | 200m: | 2:09.23 33.57 | 300m: | 3:17.60 34.41 | 400m: | 4:24.13 32.17 | |
| 33. | VAN AGGELEN Daniel | | 01 | SG Neuss | | 4:24.30 | | | 577 |
| | 50m: | 28.83 28.83 | 150m: | 1:34.49 33.58 | 250m: | 2:42.26 33.87 | 350m: | 3:51.09 34.21 | |
| | 100m: | 1:00.91 32.08 | 200m: | 2:08.39 33.90 | 300m: | 3:16.88 34.62 | 400m: | 4:24.30 33.21 | |
| 34. | PAKER Batuhan | | 02 | Plymouth Leander SC | | 4:25.05 | | | 572 |
| | 50m: | 29.51 29.51 | 150m: | 1:34.43 32.60 | 250m: | 2:41.50 33.20 | 350m: | 3:51.45 34.78 | |
| | 100m: | 1:01.83 32.32 | 200m: | 2:08.30 33.87 | 300m: | 3:16.67 35.17 | 400m: | 4:25.05 33.60 | |
| DNS | ALESSANDRI Iacopo | | 02 | Dimensione Nuoto | | | | | |
| WDR | STOLK Ivo | | 01 | KNZB-OC | | | | | |

Youth

| | | | | | | | | | |
|----|----------------|---------------|-------|---------------------|-------|----------------|-------|---------------|-------|
| 1. | BETH Silas | | 03 | SG Bad Schwartau | | 4:02.27 | | | 749 Q |
| | 50m: | 28.48 28.48 | 150m: | 1:29.99 30.66 | 250m: | 2:31.71 30.62 | 350m: | 3:33.31 30.55 | |
| | 100m: | 59.33 30.85 | 200m: | 2:01.09 31.10 | 300m: | 3:02.76 31.05 | 400m: | 4:02.27 28.96 | |
| 2. | EICHLER Adrian | | 03 | SC Wiesbaden 1911 | | 4:15.59 | | | 638 |
| | 50m: | 28.57 28.57 | 150m: | 1:33.94 32.68 | 250m: | 2:40.25 32.44 | 350m: | 3:45.10 31.49 | |
| | 100m: | 1:01.26 32.69 | 200m: | 2:07.81 33.87 | 300m: | 3:13.61 33.36 | 400m: | 4:15.59 30.49 | |
| 3. | SUMIN Ivan | | 03 | Youth of Moscow | | 4:15.86 | | | 636 |
| | 50m: | 28.93 28.93 | 150m: | 1:32.71 32.36 | 250m: | 2:38.27 32.97 | 350m: | 3:44.58 32.92 | |
| | 100m: | 1:00.35 31.42 | 200m: | 2:05.30 32.59 | 300m: | 3:11.66 33.39 | 400m: | 4:15.86 31.28 | |
| 4. | NORTH Oscar | | 03 | Plymouth Leander SC | | 4:17.33 | | | 625 |
| | 50m: | 29.55 29.55 | 150m: | 1:34.83 32.64 | 250m: | 2:40.11 31.89 | 350m: | 3:45.41 32.51 | |
| | 100m: | 1:02.19 32.64 | 200m: | 2:08.22 33.39 | 300m: | 3:12.90 32.79 | 400m: | 4:17.33 31.92 | |
| 5. | GANZEY Egor | | 03 | Russia Ugra | | 4:18.42 | | | 617 |
| | 50m: | 30.25 30.25 | 150m: | 1:35.67 33.06 | 250m: | 2:41.78 32.97 | 350m: | 3:47.36 32.71 | |
| | 100m: | 1:02.61 32.36 | 200m: | 2:08.81 33.14 | 300m: | 3:14.65 32.87 | 400m: | 4:18.42 31.06 | |





Fédération Luxembourgeoise
de Natation et de Sauvetage

LUXEMBOURG

LET'S MAKE IT HAPPEN

21st Luxembourg Euro Meet 2019
Luxembourg, 25th - 27th January 2019

Event 27, Boys, 400m Freestyle, Prelim, Youth

| Rank | YB | | | | Time | Pts |
|------|---|---------------------|---------------------|---------------------|----------------|-------|
| 6. | DALEIDEN CIUFERRI Ralph 03 Fed. Luxembourgeoise de Natation | | | | 4:19.99 | 606 |
| | 50m: 28.64 28.64 | 150m: 1:33.82 32.80 | 250m: 2:40.69 33.56 | 350m: 3:47.82 33.49 | | |
| | 100m: 1:01.02 32.38 | 200m: 2:07.13 33.31 | 300m: 3:14.33 33.64 | 400m: 4:19.99 32.17 | | |
| 7. | VAN AGGELEN Tobias 04 SG Neuss | | | | 4:21.10 | 598 |
| | 50m: 28.93 28.93 | 150m: 1:33.39 32.51 | 250m: 2:40.28 33.91 | 350m: 3:48.20 33.22 | | |
| | 100m: 1:00.88 31.95 | 200m: 2:06.37 32.98 | 300m: 3:14.98 34.70 | 400m: 4:21.10 32.90 | | |
| 8. | HENRIONNET Tom 04 CD54 Natation | | | | 4:21.24 | 597 |
| | 50m: 29.92 29.92 | 150m: 1:35.82 33.18 | 250m: 2:42.17 33.18 | 350m: 3:48.97 32.86 | | |
| | 100m: 1:02.64 32.72 | 200m: 2:08.99 33.17 | 300m: 3:16.11 33.94 | 400m: 4:21.24 32.27 | | |
| 9. | LOMBARDO Maxime 03 CD54 Natation | | | | 4:23.78 | 580 |
| | 50m: 29.17 29.17 | 150m: 1:34.77 33.23 | 250m: 2:43.00 34.36 | 350m: 3:51.35 34.27 | | |
| | 100m: 1:01.54 32.37 | 200m: 2:08.64 33.87 | 300m: 3:17.08 34.08 | 400m: 4:23.78 32.43 | | |
| 10. | DANTHINE Zacharie 04 Cercle Royal de Natation Arlonais | | | | 4:23.86 | 580 |
| | 50m: 29.63 29.63 | 150m: 1:35.41 33.33 | 250m: 2:43.59 34.08 | 350m: 3:51.63 33.83 | | |
| | 100m: 1:02.08 32.45 | 200m: 2:09.51 34.10 | 300m: 3:17.80 34.21 | 400m: 4:23.86 32.23 | | |
| 11. | VAN ROMPAEY Senne 03 Brabo Zwemclub Antwerpen | | | | 4:25.50 | 569 |
| | 50m: 29.58 29.58 | 150m: 1:36.93 33.72 | 250m: 2:44.38 33.93 | 350m: 3:52.33 34.14 | | |
| | 100m: 1:03.21 33.63 | 200m: 2:10.45 33.52 | 300m: 3:18.19 33.81 | 400m: 4:25.50 33.17 | | |
| 12. | CAPEL Theo 04 ASPTT Limoges | | | | 4:25.80 | 567 |
| | 50m: 30.06 30.06 | 150m: 1:37.22 33.87 | 250m: 2:45.68 34.25 | 350m: 3:52.58 33.27 | | |
| | 100m: 1:03.35 33.29 | 200m: 2:11.43 34.21 | 300m: 3:19.31 33.63 | 400m: 4:25.80 33.22 | | |
| 13. | PIERRON Gauthier 04 CD54 Natation | | | | 4:25.82 | 567 |
| | 50m: 30.13 30.13 | 150m: 1:36.93 33.73 | 250m: 2:44.90 34.09 | 350m: 3:53.36 33.97 | | |
| | 100m: 1:03.20 33.07 | 200m: 2:10.81 33.88 | 300m: 3:19.39 34.49 | 400m: 4:25.82 32.46 | | |
| 14. | SCHWICK Maximilian 04 Dresdner SC 1898 e.V. | | | | 4:26.35 | 564 |
| | 50m: 28.58 28.58 | 150m: 1:34.49 33.48 | 250m: 2:42.99 34.34 | 350m: 3:52.81 34.98 | | |
| | 100m: 1:01.01 32.43 | 200m: 2:08.65 34.16 | 300m: 3:17.83 34.84 | 400m: 4:26.35 33.54 | | |
| 15. | SILVA SIEIRA Carlos 03 Plymouth Leander SC | | | | 4:26.83 | 561 |
| | 50m: 29.84 29.84 | 150m: 1:36.51 33.77 | 250m: 2:44.23 34.21 | 350m: 3:53.30 34.47 | | |
| | 100m: 1:02.74 32.90 | 200m: 2:10.02 33.51 | 300m: 3:18.83 34.60 | 400m: 4:26.83 33.53 | | |
| 16. | BOKOV Rodion 03 Swimming Luxembourg | | | | 4:37.61 | 498 * |
| | 50m: 29.94 29.94 | 150m: 1:37.86 34.42 | 250m: 2:48.95 35.94 | 350m: 4:02.01 36.64 | | |
| | 100m: 1:03.44 33.50 | 200m: 2:13.01 35.15 | 300m: 3:25.37 36.42 | 400m: 4:37.61 35.60 | | |
| 17. | SMIT Luca 03 SC Wiesbaden 1911 | | | | 4:38.10 | 495 * |
| | 50m: 32.06 32.06 | 150m: 1:42.32 34.94 | 250m: 2:51.98 34.52 | 350m: 4:02.51 35.60 | | |
| | 100m: 1:07.38 35.32 | 200m: 2:17.46 35.14 | 300m: 3:26.91 34.93 | 400m: 4:38.10 35.59 | | |
| 18. | KRUEGER Nicolas 03 SC Wiesbaden 1911 | | | | 4:39.89 | 486 * |
| | 50m: 30.62 30.62 | 150m: 1:39.91 35.30 | 250m: 2:51.78 35.99 | 350m: 4:04.46 36.36 | | |
| | 100m: 1:04.61 33.99 | 200m: 2:15.79 35.88 | 300m: 3:28.10 36.32 | 400m: 4:39.89 35.43 | | |
| DNS | WANTEN Bernd 04 Brabo Zwemclub Antwerpen | | | | | |
| DNS | DELLA COLETTA Alessandro 03 Dimensione Nuoto | | | | | |
| DNS | LAVEN Henrik 03 SC Neustadt/Weinstr. | | | | | |
| DNS | SUCH Thijs Oscar 03 SC Wiesbaden 1911 | | | | | |



FLNS
LUXEMBOURGFédération Luxembourgeoise
de Natation et de Sauvetage

LUXEMBOURG

LET'S MAKE IT HAPPEN

21st Luxembourg Euro Meet 2019
Luxembourg, 25th - 27th January 2019

Event 28

27.01.2019 - 8:36

Women, 100m Breaststroke
sponsored by: Cactus2005 and older
Results Prelim


| | | | | | |
|-----------------|---------|----------------|-----|-----------------|------------|
| Meet Record | 1:07.26 | MEILUTYTE Ruta | LTU | Luxembourg | 20.01.2013 |
| World Record | 1:04.13 | KING Lillia C | USA | Budapest (HUN) | 25.07.2017 |
| European Record | 1:04.35 | MEILUTYTE Ruta | LTU | Barcelona (ESP) | 29.07.2013 |

Open 18 +: 1:16.85 / Junior 16 - 17: 1:21.35 / Youth 14 - 15: 1:24.05

Points: FINA 2018

| Rank | YB | | Time | Pts | 50m | 100m |
|------|----|--------------------------------------|----------------|-------|-------|---------|
| Open | | | | | | |
| 1. | 93 | Italian Swimming Federation | 1:09.46 | 787 A | 33.38 | 1:09.46 |
| 2. | 92 | VFL Gladbeck 1921 | 1:09.97 | 769 A | 33.00 | 1:09.97 |
| 3. | 01 | Hessischer Schwimm-Verband | 1:10.14 | 764 A | 32.92 | 1:10.14 |
| 4. | 02 | Denmark Junior | 1:11.25 | 729 A | 33.22 | 1:11.25 |
| 5. | 97 | Tiro a Volo Nuoto | 1:11.42 | 723 A | 33.77 | 1:11.42 |
| 6. | 01 | KNZB-OC | 1:11.83 | 711 A | 33.83 | 1:11.83 |
| 7. | 93 | C.C. Aniene | 1:11.89 | 709 A | 34.23 | 1:11.89 |
| 8. | 03 | SV Cannstatt 1898 e.V. | 1:12.39 | 695 A | 34.28 | 1:12.39 |
| 9. | 95 | SG Essen | 1:12.45 | 693 A | 33.77 | 1:12.45 |
| 10. | 03 | Team West | 1:12.58 | 689 A | 34.69 | 1:12.58 |
| 11. | 01 | Polisportiva Comunale Riccione | 1:12.78 | 684 B | 34.80 | 1:12.78 |
| 12. | 02 | Swimteam Heddos | 1:13.30 | 669 B | 34.57 | 1:13.30 |
| 13. | 01 | Denmark Senior | 1:13.31 | 669 B | 34.64 | 1:13.31 |
| 14. | 03 | Plymouth Leander SC | 1:13.32 | 669 B | 34.65 | 1:13.32 |
| 15. | 00 | SV Blau-Weiss Bochum | 1:13.51 | 663 B | 35.21 | 1:13.51 |
| 16. | 99 | Schwimmclub Uster Wallisellen | 1:14.13 | 647 B | 35.26 | 1:14.13 |
| 17. | 95 | ATUS Graz | 1:14.22 | 645 B | 34.98 | 1:14.22 |
| 18. | 02 | FFN Ouest | 1:14.36 | 641 B | 34.66 | 1:14.36 |
| 19. | 00 | VFL Gladbeck 1921 | 1:14.73 | 631 B | 35.06 | 1:14.73 |
| 20. | 98 | Nova Centurion SC | 1:14.77 | 630 B | 35.44 | 1:14.77 |
| 21. | 03 | VFL Sindelfingen | 1:15.14 | 621 R | 35.57 | 1:15.14 |
| 22. | 03 | Aarhus Swim | 1:15.77 | 606 R | 35.28 | 1:15.77 |
| 23. | 02 | FFN Ouest | 1:15.79 | 605 R | 35.76 | 1:15.79 |
| 24. | 02 | Derventio Excel | 1:15.88 | 603 R | 35.65 | 1:15.88 |
| 25. | 99 | VFL Gladbeck 1921 | 1:15.98 | 601 | 35.44 | 1:15.98 |
| 26. | 05 | SV Nikar Heidelberg | 1:16.09 | 598 | 36.18 | 1:16.09 |
| 27. | 04 | Liege Mosan | 1:16.20 | 596 | 35.57 | 1:16.20 |
| 28. | 02 | Cercle des Nageurs de Sion | 1:16.24 | 595 | 36.38 | 1:16.24 |
| 29. | 01 | KNZB-OC | 1:16.43 | 590 | 35.88 | 1:16.43 |
| 30. | 02 | TSG Backnang | 1:16.57 | 587 | 35.70 | 1:16.57 |
| 31. | 01 | SG Poseidon Eppelheim | 1:16.69 | 584 | 35.07 | 1:16.69 |
| 32. | 01 | TSG Backnang | 1:16.71 | 584 | 35.39 | 1:16.71 |
| 33. | 04 | KNZB-OC | 1:17.00 | 577 | 36.40 | 1:17.00 |
| 34. | 03 | Swim Wales | 1:17.12 | 575 | 36.27 | 1:17.12 |
| 35. | 99 | Schwimmclub Uster Wallisellen | 1:17.16 | 574 * | 36.57 | 1:17.16 |
| 36. | 02 | FFN Ouest | 1:17.31 | 570 | 36.32 | 1:17.31 |
| 37. | 05 | District Liege Namur Luxembourg | 1:17.33 | 570 | 36.38 | 1:17.33 |
| 38. | 03 | Plymouth Leander SC | 1:17.40 | 568 | 36.05 | 1:17.40 |
| 39. | 99 | Les Mouettes de Paris | 1:17.43 | 568 * | 36.74 | 1:17.43 |
| 40. | 01 | Plymouth Leander SC | 1:17.45 | 567 * | 36.00 | 1:17.45 |
| 41. | 03 | FFN Ouest | 1:18.02 | 555 | 36.99 | 1:18.02 |
| 42. | 03 | KNZB-OC | 1:18.06 | 554 | 36.88 | 1:18.06 |
| 43. | 03 | Biarritz Olympique | 1:18.23 | 550 | 36.58 | 1:18.23 |
| 44. | 05 | Swimming Club Le Dauphin Ettelbrueck | 1:18.37 | 547 | 37.13 | 1:18.37 |





Fédération Luxembourgeoise
de Natation et de Sauvetage

LUXEMBOURG

LET'S MAKE IT HAPPEN

21st Luxembourg Euro Meet 2019
Luxembourg, 25th - 27th January 2019

Event 28, Women, 100m Breaststroke, Prelim, Open

| Rank | YB | | Time | Pts | 50m | 100m | |
|------|------------------------|----|-----------------------------|----------------|-------|-------|---------|
| 45. | KNAPPE Finja | 05 | 1. Paderborner SV | 1:18.46 | 546 | 36.02 | 1:18.46 |
| 46. | SENLIS Juliette | 03 | FFN Ouest | 1:18.53 | 544 | 36.56 | 1:18.53 |
| 47. | MALTESSON Lina | 00 | Team West | 1:18.57 | 543 * | 36.69 | 1:18.57 |
| 48. | IMSAND Chloe | 03 | Cercle des Nageurs de Sion | 1:19.01 | 534 | 36.62 | 1:19.01 |
| 49. | MATICIUC Alexandra | 04 | Plymouth Leander SC | 1:19.13 | 532 | 37.28 | 1:19.13 |
| 50. | PELLETIER Alizee | 03 | FFN Ouest | 1:19.20 | 530 | 36.95 | 1:19.20 |
| 51. | BARRETT Karoline | 02 | Denmark Junior | 1:19.22 | 530 | 36.65 | 1:19.22 |
| 52. | VON DEN DRIESCH Jana | 04 | SSG Saar Max Ritter | 1:19.33 | 528 | 36.49 | 1:19.33 |
| 53. | MUELLER Selina | 98 | SC Wiesbaden 1911 | 1:19.48 | 525 * | 36.74 | 1:19.48 |
| 54. | WRIGHT Elizabeth | 04 | Plymouth Leander SC | 1:19.79 | 519 | 36.94 | 1:19.79 |
| 55. | SALAY Tamara | 03 | 1. Paderborner SV | 1:20.69 | 502 | 37.70 | 1:20.69 |
| 56. | BALMER Camille | 04 | Cercle des Nageurs de Sion | 1:20.72 | 501 | 37.74 | 1:20.72 |
| 57. | KILDAHL Sarah | 04 | Aarhus Swim | 1:20.79 | 500 | 37.70 | 1:20.79 |
| 58. | HELMERICH Lena | 01 | SSG Pforzheim | 1:20.91 | 497 * | 37.15 | 1:20.91 |
| 59. | MUELLER Jolina | 04 | SSG Saar Max Ritter | 1:21.76 | 482 | 37.62 | 1:21.76 |
| 60. | BABINA Marija | 04 | BJSS Ridzene DSN | 1:22.29 | 473 | 38.88 | 1:22.29 |
| 61. | SITTART Jule | 03 | TSG Backnang | 1:22.46 | 470 * | 37.73 | 1:22.46 |
| 62. | BORGHOFF Charlotte | 03 | 1. Paderborner SV | 1:23.71 | 449 * | 39.02 | 1:23.71 |
| 63. | ANTONOV Veronica | 02 | SSG Pforzheim | 1:23.89 | 446 * | 38.51 | 1:23.89 |
| 64. | HARTMANN Luisa | 04 | SC Neustadt/Weinstr. | 1:24.31 | 440 * | 39.84 | 1:24.31 |
| 65. | HAAG Nora | 04 | Swimming Club Redange | 1:24.47 | 437 * | 39.05 | 1:24.47 |
| 66. | MAISSEN Fiona | 04 | Swim Team Lucerne | 1:24.88 | 431 * | 39.22 | 1:24.88 |
| 67. | PEDROSA ANTONIO Monica | 03 | Cercle de Natation Diekirch | 1:25.02 | 429 * | 38.91 | 1:25.02 |
| 68. | WASSERMAN Elena | 01 | AS Merano | 1:27.49 | 393 * | 39.83 | 1:27.49 |
| DNS | CASTIGLIONI Arianna | 97 | Italian Swimming Federation | | | | |
| DNS | SCHNEIDER Malaika | 03 | Hamburger SC | | | | |

Junior

| | | | | | | | |
|-----|-------------------|----|----------------------------|----------------|-------|-------|---------|
| 1. | BLOMSTERBERG Thea | 02 | Denmark Junior | 1:11.25 | 729 A | 33.22 | 1:11.25 |
| 2. | HERKLE Kim | 03 | SV Cannstatt 1898 e.V. | 1:12.39 | 695 A | 34.28 | 1:12.39 |
| 3. | SCHIMMEL Hilja | 03 | Team West | 1:12.58 | 689 A | 34.69 | 1:12.58 |
| 4. | JUNG Maïke | 02 | Swimteam Heddos | 1:13.30 | 669 B | 34.57 | 1:13.30 |
| 5. | BROEKHOVEN Lana | 03 | Plymouth Leander SC | 1:13.32 | 669 B | 34.65 | 1:13.32 |
| 6. | DUPONT Zia | 02 | FFN Ouest | 1:14.36 | 641 B | 34.66 | 1:14.36 |
| 7. | HUBER Annika | 03 | VFL Sindelfingen | 1:15.14 | 621 R | 35.57 | 1:15.14 |
| 8. | FOGH Laura | 03 | Aarhus Swim | 1:15.77 | 606 R | 35.28 | 1:15.77 |
| 9. | GARO Anna | 02 | FFN Ouest | 1:15.79 | 605 R | 35.76 | 1:15.79 |
| 10. | MEAD Amy | 02 | Derventio Excel | 1:15.88 | 603 R | 35.65 | 1:15.88 |
| 11. | MAYE Misty | 02 | Cercle des Nageurs de Sion | 1:16.24 | 595 | 36.38 | 1:16.24 |
| 12. | MAUTHE Sara | 02 | TSG Backnang | 1:16.57 | 587 | 35.70 | 1:16.57 |
| 13. | DAVIES Erin | 03 | Swim Wales | 1:17.12 | 575 | 36.27 | 1:17.12 |
| 14. | BARREAU Laure | 02 | FFN Ouest | 1:17.31 | 570 | 36.32 | 1:17.31 |
| 15. | CHENG Cheuk Ying | 03 | Plymouth Leander SC | 1:17.40 | 568 | 36.05 | 1:17.40 |
| 16. | SOULARD Louann | 03 | FFN Ouest | 1:18.02 | 555 | 36.99 | 1:18.02 |
| 17. | KOEHORST Britta | 03 | KNZB-OC | 1:18.06 | 554 | 36.88 | 1:18.06 |
| 18. | GIRAUDEAU Melina | 03 | Biarriz Olympique | 1:18.23 | 550 | 36.58 | 1:18.23 |
| 19. | SENLIS Juliette | 03 | FFN Ouest | 1:18.53 | 544 | 36.56 | 1:18.53 |
| 20. | IMSAND Chloe | 03 | Cercle des Nageurs de Sion | 1:19.01 | 534 | 36.62 | 1:19.01 |
| 21. | PELLETIER Alizee | 03 | FFN Ouest | 1:19.20 | 530 | 36.95 | 1:19.20 |
| 22. | BARRETT Karoline | 02 | Denmark Junior | 1:19.22 | 530 | 36.65 | 1:19.22 |
| 23. | SALAY Tamara | 03 | 1. Paderborner SV | 1:20.69 | 502 | 37.70 | 1:20.69 |
| 24. | SITTART Jule | 03 | TSG Backnang | 1:22.46 | 470 * | 37.73 | 1:22.46 |





Fédération Luxembourgeoise
de Natation et de Sauvetage

LUXEMBOURG

LET'S MAKE IT HAPPEN

21st Luxembourg Euro Meet 2019
Luxembourg, 25th - 27th January 2019

Event 28, Women, 100m Breaststroke, Prelim, Junior

| Rank | YB | | Time | Pts | 50m | 100m | |
|-----------------------|------------------------|----|-----------------------------|----------------|-------|-------|---------|
| 25. | BORGHOFF Charlotte | 03 | 1. Paderborner SV | 1:23.71 | 449 * | 39.02 | 1:23.71 |
| 26. | ANTONOV Veronica | 02 | SSG Pforzheim | 1:23.89 | 446 * | 38.51 | 1:23.89 |
| 27. | PEDROSA ANTONIO Monica | 03 | Cercle de Natation Diekirch | 1:25.02 | 429 * | 38.91 | 1:25.02 |
| DNS SCHNEIDER Malaika | | 03 | Hamburger SC | | | | |

Youth

| | | | | | | | |
|-----|----------------------|----|--------------------------------------|----------------|-------|-------|---------|
| 1. | VOGELMANN Joelle | 05 | SV Nikar Heidelberg | 1:16.09 | 598 | 36.18 | 1:16.09 |
| 2. | FRANQUINET Ambre | 04 | Liege Mosan | 1:16.20 | 596 | 35.57 | 1:16.20 |
| 3. | VAN DROFFELAAR Anna | 04 | KNZB-OC | 1:17.00 | 577 | 36.40 | 1:17.00 |
| 4. | GASPARD Marie | 05 | District Liege Namur Luxembourg | 1:17.33 | 570 | 36.38 | 1:17.33 |
| 5. | ALBERS Neele | 05 | Swimming Club Le Dauphin Ettelbrueck | 1:18.37 | 547 | 37.13 | 1:18.37 |
| 6. | KNAPPE Finja | 05 | 1. Paderborner SV | 1:18.46 | 546 | 36.02 | 1:18.46 |
| 7. | MATICIUC Alexandra | 04 | Plymouth Leander SC | 1:19.13 | 532 | 37.28 | 1:19.13 |
| 8. | VON DEN DRIESCH Jana | 04 | SSG Saar Max Ritter | 1:19.33 | 528 | 36.49 | 1:19.33 |
| 9. | WRIGHT Elizabeth | 04 | Plymouth Leander SC | 1:19.79 | 519 | 36.94 | 1:19.79 |
| 10. | BALMER Camille | 04 | Cercle des Nageurs de Sion | 1:20.72 | 501 | 37.74 | 1:20.72 |
| 11. | KILDAHL Sarah | 04 | Aarhus Swim | 1:20.79 | 500 | 37.70 | 1:20.79 |
| 12. | MUELLER Jolina | 04 | SSG Saar Max Ritter | 1:21.76 | 482 | 37.62 | 1:21.76 |
| 13. | BABINA Marija | 04 | BJSS Ridzene DSN | 1:22.29 | 473 | 38.88 | 1:22.29 |
| 14. | HARTMANN Luisa | 04 | SC Neustadt/Weinstr. | 1:24.31 | 440 * | 39.84 | 1:24.31 |
| 15. | HAAG Nora | 04 | Swimming Club Redange | 1:24.47 | 437 * | 39.05 | 1:24.47 |
| 16. | MAISSEN Fiona | 04 | Swim Team Lucerne | 1:24.88 | 431 * | 39.22 | 1:24.88 |





Fédération Luxembourgeoise
de Natation et de Sauvetage

LUXEMBOURG

LET'S MAKE IT HAPPEN

21st Luxembourg Euro Meet 2019
Luxembourg, 25th - 27th January 2019

Event 29 Men, 100m Breaststroke 2004 and older
27.01.2019 - 8:44 sponsored by: Sales-Lentz Results Prelim

| | | | | | |
|-----------------|-------|------------|-----|---------------|------------|
| Meet Record | 58.94 | PEATY Adam | GBR | Luxembourg | 29.01.2017 |
| World Record | 57.10 | PEATY Adam | GBR | Glasgow (GBR) | 04.08.2018 |
| European Record | 57.10 | PEATY Adam | GBR | Glasgow (GBR) | 04.08.2018 |

Open 19 +: 1:08.65 / Junior 17 - 18: 1:12.65 / Youth 15 - 16: 1:15.00

Points: FINA 2018

| Rank | YB | | Time | Pts | 50m | 100m |
|------|----|-------------------------------------|----------------|-------|-------|---------|
| Open | | | | | | |
| 1. | 95 | KNZB | 1:00.80 | 829 A | 28.40 | 1:00.80 |
| 2. | 99 | Italian Swimming Federation | 1:01.25 | 811 A | 28.57 | 1:01.25 |
| 3. | 96 | SG Essen | 1:02.18 | 775 A | 29.09 | 1:02.18 |
| 4. | 98 | Ukrainian Swimming Federation | 1:02.21 | 774 A | 29.00 | 1:02.21 |
| 5. | 88 | Italian Swimming Federation | 1:02.86 | 750 A | 28.56 | 1:02.86 |
| 6. | 89 | Lithuanian Swimming Federation | 1:02.94 | 747 A | 29.99 | 1:02.94 |
| 7. | 90 | Hessischer Schwimm-Verband | 1:03.00 | 745 A | 29.84 | 1:03.00 |
| 8. | 98 | Farum | 1:03.14 | 740 A | 29.88 | 1:03.14 |
| 9. | 00 | Hessischer Schwimm-Verband | 1:03.43 | 730 A | 29.81 | 1:03.43 |
| 10. | 99 | Ukrainian Swimming Federation | 1:03.55 | 726 A | 29.89 | 1:03.55 |
| 11. | 00 | Kyrgyz Republic Swimming Federation | 1:03.75 | 719 B | 30.02 | 1:03.75 |
| 12. | 97 | Plymouth Leander SC | 1:04.10 | 707 B | 30.64 | 1:04.10 |
| 13. | 04 | Ukrainian Swimming Federation | 1:04.27 | 702 B | 31.01 | 1:04.27 |
| 14. | 00 | Swim Wales | 1:04.74 | 687 B | 30.22 | 1:04.74 |
| 15. | 97 | SG Bayer | 1:05.03 | 678 B | 31.05 | 1:05.03 |
| 16. | 99 | SG Bayer | 1:05.07 | 676 B | 30.35 | 1:05.07 |
| 17. | 98 | Swim Wales | 1:05.24 | 671 B | 30.33 | 1:05.24 |
| 18. | 02 | SG Poseidon Eppenheim | 1:05.83 | 653 B | 31.39 | 1:05.83 |
| 19. | 01 | Aarhus Swim | 1:06.03 | 647 B | 31.54 | 1:06.03 |
| 20. | 99 | Fed. Luxembourgeoise de Natation | 1:06.11 | 645 ? | 30.80 | 1:06.11 |
| | 03 | Lutsk | 1:06.11 | 645 ? | 30.78 | 1:06.11 |
| 22. | 96 | Schwimmclub Uster Wallisellen | 1:06.18 | 643 R | 31.38 | 1:06.18 |
| 23. | 98 | UCD Swim Team | 1:06.19 | 643 R | 30.87 | 1:06.19 |
| 24. | 02 | Swim Wales | 1:06.41 | 636 R | 31.19 | 1:06.41 |
| 25. | 00 | Plymouth Leander SC | 1:06.42 | 636 | 31.75 | 1:06.42 |
| 26. | 01 | Swim Wales | 1:06.43 | 636 | 31.11 | 1:06.43 |
| 27. | 01 | SV Nikar Heidelberg | 1:06.57 | 632 | 31.18 | 1:06.57 |
| 28. | 03 | WKS Slask | 1:06.61 | 630 | 30.91 | 1:06.61 |
| 29. | 01 | Fed. Luxembourgeoise de Natation | 1:06.66 | 629 | 30.99 | 1:06.66 |
| 30. | 02 | Plymouth Leander SC | 1:06.70 | 628 | 31.22 | 1:06.70 |
| 31. | 02 | SV Nikar Heidelberg | 1:07.21 | 614 | 32.06 | 1:07.21 |
| 32. | 01 | Swim England East Midlands | 1:07.23 | 613 | 31.11 | 1:07.23 |
| 33. | 00 | Swim England East Midlands | 1:07.43 | 608 | 31.87 | 1:07.43 |
| 34. | 85 | Rotterdam Swimming (SG) | 1:07.52 | 605 | 31.82 | 1:07.52 |
| 35. | 94 | DSW 1912 Darmstadt | 1:07.64 | 602 | 31.50 | 1:07.64 |
| 36. | 95 | DSW 1912 Darmstadt | 1:07.67 | 601 | 31.75 | 1:07.67 |
| 37. | 95 | Plymouth Leander SC | 1:07.73 | 600 | 30.12 | 1:07.73 |
| 38. | 01 | SGS Hamburg | 1:07.97 | 593 | 30.86 | 1:07.97 |
| 39. | 03 | FFN Ouest | 1:07.98 | 593 | 31.92 | 1:07.98 |
| 40. | 03 | Swimming Luxembourg | 1:08.12 | 589 | 32.33 | 1:08.12 |
| 41. | 01 | KNZB-OC | 1:08.26 | 586 | 31.68 | 1:08.26 |
| 42. | 02 | Plymouth Leander SC | 1:08.41 | 582 | 31.88 | 1:08.41 |
| 43. | 02 | SV Nikar Heidelberg | 1:08.65 | 576 | 34.05 | 1:08.65 |
| 44. | 99 | Team West | 1:08.92 | 569 * | 32.16 | 1:08.92 |





Fédération Luxembourgeoise
de Natation et de Sauvetage

LUXEMBOURG

LET'S MAKE IT HAPPEN

21st Luxembourg Euro Meet 2019
Luxembourg, 25th - 27th January 2019

Event 29, Men, 100m Breaststroke, Prelim, Open

| Rank | YB | | Time | Pts | 50m | 100m | |
|------|--------------------|----|---------------------------------|----------------|-------|-------|---------|
| 45. | GALLAGHER Dylan | 03 | Swim Wales | 1:08.93 | 569 | 32.65 | 1:08.93 |
| | CHUNG YEE Jonathan | 98 | SG HT16 Hamburg | 1:08.93 | 569 * | 31.89 | 1:08.93 |
| 47. | SCHMIDT Marten | 02 | SSG Saar Max Ritter | 1:09.05 | 566 | 32.87 | 1:09.05 |
| 48. | LANGLEY Lawrence | 01 | Aalborg Svømmeklub | 1:09.15 | 563 | 31.44 | 1:09.15 |
| 49. | EPNER Moritz | 03 | SC Wiesbaden 1911 | 1:09.41 | 557 | 32.13 | 1:09.41 |
| 50. | LE PAPE Thomas | 03 | FFN Ouest | 1:09.76 | 549 | 32.66 | 1:09.76 |
| 51. | STIEF Fabio | 03 | SC Neustadt/Weinstr. | 1:09.80 | 548 | 32.69 | 1:09.80 |
| 52. | SOULARD Nathanael | 01 | FFN Ouest | 1:09.82 | 547 | 31.98 | 1:09.82 |
| 53. | ATTENOT Corentin | 04 | Collectif Nouvelle-Aquitaine | 1:09.96 | 544 | 33.89 | 1:09.96 |
| 54. | BELSKIS Zenons | 01 | BJSS Ridzene DSN | 1:10.03 | 542 | 32.83 | 1:10.03 |
| 55. | WOOLLEY Haydn | 01 | Plymouth Leander SC | 1:10.07 | 541 | 32.44 | 1:10.07 |
| 56. | ALESSANDRI Giacomo | 02 | Polisportiva Comunale Riccione | 1:10.24 | 538 | 32.14 | 1:10.24 |
| 57. | LOMBARDO Maxime | 03 | CD54 Natation | 1:10.31 | 536 | 33.53 | 1:10.31 |
| 58. | BURDA Konstantin | 01 | VFL Gladbeck 1921 | 1:10.32 | 536 | 32.28 | 1:10.32 |
| 59. | GRUNERT Paul | 02 | Schwimmverein Mannheim | 1:10.35 | 535 | 33.15 | 1:10.35 |
| 60. | SKALSKI Maximilian | 02 | TV 1843 Dillenburg | 1:10.47 | 532 | 32.44 | 1:10.47 |
| 61. | EIPL Tim | 03 | SG Poseidon Eppelheim | 1:10.69 | 527 | 32.70 | 1:10.69 |
| 62. | KRAJENSKI Till | 04 | SSF Bonn | 1:10.98 | 521 | 33.15 | 1:10.98 |
| 63. | SUE Jona Finn | 03 | Hannoverscher SV 1892 | 1:11.20 | 516 | 33.30 | 1:11.20 |
| 64. | HUTZLER Max | 02 | Dresdner SC 1898 e.V. | 1:11.30 | 514 | 32.86 | 1:11.30 |
| 65. | TANGHE Kasper | 04 | Brabo Zwemclub Antwerpen | 1:11.55 | 509 | 34.02 | 1:11.55 |
| 66. | TSUI Dylan | 02 | Plymouth Leander SC | 1:11.78 | 504 | 34.16 | 1:11.78 |
| 67. | KOCH Leo | 01 | SSG Pforzheim | 1:11.80 | 503 | 33.24 | 1:11.80 |
| 68. | BRUHA Jonas | 01 | Sport-Union Annen e.V. | 1:12.60 | 487 | 33.33 | 1:12.60 |
| 69. | LANNERS Bob | 02 | Schwammclub Deifferdang | 1:12.76 | 484 * | 32.92 | 1:12.76 |
| 70. | PARMENTIER Aymeric | 93 | Boust | 1:13.10 | 477 * | 34.45 | 1:13.10 |
| 71. | PETERWITZ Andre | 99 | SC Wiesbaden 1911 | 1:14.21 | 456 * | 34.69 | 1:14.21 |
| 72. | DAZY Sam | 03 | District Liege Namur Luxembourg | 1:14.64 | 448 | 35.19 | 1:14.64 |
| 73. | LUX Janis | 04 | SSF Bonn | 1:15.29 | 436 * | 34.52 | 1:15.29 |
| 74. | SOVJANI Davide | 01 | AS Merano | 1:15.36 | 435 * | 34.90 | 1:15.36 |
| 75. | PIERON Gauthier | 04 | CD54 Natation | 1:19.54 | 370 * | 37.34 | 1:19.54 |
| DNS | SOSNA Matthias | 00 | SG Essen | | | | |
| DNS | JONES Reid | 02 | Plymouth Leander SC | | | | |
| DNS | BIZZARRI Flavio | 93 | C.C. Aniene | | | | |
| WDR | WALTZING Loic | 00 | Schwammclub Deifferdang | | | | |

Junior

| | | | | | | | |
|-----|----------------------|----|----------------------------------|----------------|-------|-------|---------|
| 1. | KRESS Phillip | 02 | SG Poseidon Eppelheim | 1:05.83 | 653 B | 31.39 | 1:05.83 |
| 2. | SKRYDSTRUP Aksel | 01 | Aarhus Swim | 1:06.03 | 647 B | 31.54 | 1:06.03 |
| 3. | WILLIAMS Rhodri | 02 | Swim Wales | 1:06.41 | 636 R | 31.19 | 1:06.41 |
| 4. | NEWMAN Bradley | 01 | Swim Wales | 1:06.43 | 636 | 31.11 | 1:06.43 |
| 5. | SIRBIKE Domas | 01 | SV Nikar Heidelberg | 1:06.57 | 632 | 31.18 | 1:06.57 |
| 6. | VAN DEN BOSSCHE Yann | 01 | Fed. Luxembourgeoise de Natation | 1:06.66 | 629 | 30.99 | 1:06.66 |
| 7. | COACCI Filippo | 02 | Plymouth Leander SC | 1:06.70 | 628 | 31.22 | 1:06.70 |
| 8. | KOST Tim Dennis | 02 | SV Nikar Heidelberg | 1:07.21 | 614 | 32.06 | 1:07.21 |
| 9. | ARNOLD Toby | 01 | Swim England East Midlands | 1:07.23 | 613 | 31.11 | 1:07.23 |
| 10. | SCHULZ Sebastian | 01 | SGS Hamburg | 1:07.97 | 593 | 30.86 | 1:07.97 |
| 11. | VAN DEN HEUVEL Quinn | 01 | KNZB-OC | 1:08.26 | 586 | 31.68 | 1:08.26 |
| 12. | WUILLIEZ Jadon | 02 | Plymouth Leander SC | 1:08.41 | 582 | 31.88 | 1:08.41 |
| 13. | MARINOV Petar | 02 | SV Nikar Heidelberg | 1:08.65 | 576 | 34.05 | 1:08.65 |
| 14. | SCHMIDT Marten | 02 | SSG Saar Max Ritter | 1:09.05 | 566 | 32.87 | 1:09.05 |
| 15. | LANGLEY Lawrence | 01 | Aalborg Svømmeklub | 1:09.15 | 563 | 31.44 | 1:09.15 |





Fédération Luxembourgeoise
de Natation et de Sauvetage

LUXEMBOURG

LET'S MAKE IT HAPPEN

21st Luxembourg Euro Meet 2019
Luxembourg, 25th - 27th January 2019

Event 29, Boys, 100m Breaststroke, Prelim, Junior

| Rank | YB | | Time | Pts | 50m | 100m |
|----------------|----|--------------------------------|----------------|-------|-------|---------|
| 16. | 01 | FFN Ouest | 1:09.82 | 547 | 31.98 | 1:09.82 |
| 17. | 01 | BJSS Ridzene DSN | 1:10.03 | 542 | 32.83 | 1:10.03 |
| 18. | 01 | Plymouth Leander SC | 1:10.07 | 541 | 32.44 | 1:10.07 |
| 19. | 02 | Polisportiva Comunale Riccione | 1:10.24 | 538 | 32.14 | 1:10.24 |
| 20. | 01 | VFL Gladbeck 1921 | 1:10.32 | 536 | 32.28 | 1:10.32 |
| 21. | 02 | Schwimmverein Mannheim | 1:10.35 | 535 | 33.15 | 1:10.35 |
| 22. | 02 | TV 1843 Dillenburg | 1:10.47 | 532 | 32.44 | 1:10.47 |
| 23. | 02 | Dresdner SC 1898 e.V. | 1:11.30 | 514 | 32.86 | 1:11.30 |
| 24. | 02 | Plymouth Leander SC | 1:11.78 | 504 | 34.16 | 1:11.78 |
| 25. | 01 | SSG Pforzheim | 1:11.80 | 503 | 33.24 | 1:11.80 |
| 26. | 01 | Sport-Union Annen e.V. | 1:12.60 | 487 | 33.33 | 1:12.60 |
| 27. | 02 | Schwammclub Deifferdang | 1:12.76 | 484 * | 32.92 | 1:12.76 |
| 28. | 01 | AS Merano | 1:15.36 | 435 * | 34.90 | 1:15.36 |
| DNS JONES Reid | | 02 Plymouth Leander SC | | | | |

Youth

| | | | | | | |
|-----|----|---------------------------------|----------------|-------|-------|---------|
| 1. | 04 | Ukrainian Swimming Federation | 1:04.27 | 702 B | 31.01 | 1:04.27 |
| 2. | 03 | Lutsk | 1:06.11 | 645 ? | 30.78 | 1:06.11 |
| 3. | 03 | WKS Slask | 1:06.61 | 630 | 30.91 | 1:06.61 |
| 4. | 03 | FFN Ouest | 1:07.98 | 593 | 31.92 | 1:07.98 |
| 5. | 03 | Swimming Luxembourg | 1:08.12 | 589 | 32.33 | 1:08.12 |
| 6. | 03 | Swim Wales | 1:08.93 | 569 | 32.65 | 1:08.93 |
| 7. | 03 | SC Wiesbaden 1911 | 1:09.41 | 557 | 32.13 | 1:09.41 |
| 8. | 03 | FFN Ouest | 1:09.76 | 549 | 32.66 | 1:09.76 |
| 9. | 03 | SC Neustadt/Weinstr. | 1:09.80 | 548 | 32.69 | 1:09.80 |
| 10. | 04 | Collectif Nouvelle-Aquitaine | 1:09.96 | 544 | 33.89 | 1:09.96 |
| 11. | 03 | CD54 Natation | 1:10.31 | 536 | 33.53 | 1:10.31 |
| 12. | 03 | SG Poseidon Eppelheim | 1:10.69 | 527 | 32.70 | 1:10.69 |
| 13. | 04 | SSF Bonn | 1:10.98 | 521 | 33.15 | 1:10.98 |
| 14. | 03 | Hannoverscher SV 1892 | 1:11.20 | 516 | 33.30 | 1:11.20 |
| 15. | 04 | Brabo Zwemclub Antwerpen | 1:11.55 | 509 | 34.02 | 1:11.55 |
| 16. | 03 | District Liege Namur Luxembourg | 1:14.64 | 448 | 35.19 | 1:14.64 |
| 17. | 04 | SSF Bonn | 1:15.29 | 436 * | 34.52 | 1:15.29 |
| 18. | 04 | CD54 Natation | 1:19.54 | 370 * | 37.34 | 1:19.54 |



Fédération Luxembourgeoise
de Natation et de Sauvetage**LUXEMBOURG**

LET'S MAKE IT HAPPEN

21st Luxembourg Euro Meet 2019
Luxembourg, 25th - 27th January 2019


| Event 30 27.01.2019 - 8:52 | Women, 200m Backstroke sponsored by: Rosport | | | | 2005 and older Results Prelim |
|-------------------------------|---|--------------------|-----|--------------|----------------------------------|
| Meet Record | 2:09.95 | ZEVINA Daryna | UKR | Luxembourg | 31.01.2016 |
| World Record | 2:04.06 | FRANKLIN Melissa | USA | London (GBR) | 03.08.2012 |
| European Record | 2:04.94 | FESIKOVA Anastasia | RUS | Rome (ITA) | 01.08.2009 |

Open 18 +: 2:27.95 / Junior 16 - 17: 2:36.00 / Youth 14 - 15: 2:40.50

Points: FINA 2018

| Rank | YB | | Time | Pts | 50m | 100m | 150m | 200m |
|------|---------------------|-------------------------------------|----------------|---------|-------|---------|---------|---------|
| Open | | | | | | | | |
| 1. | MENSING Jenny | 86 Hessischer Schwimm-Verband | 2:16.21 | 755 A | 32.26 | 1:07.14 | 1:41.73 | 2:16.21 |
| 2. | RAMATELLI Giulia | 00 Tiro a Volo Nuoto | 2:16.66 | 748 A | 32.63 | 1:06.71 | 1:41.73 | 2:16.66 |
| 3. | HOSSZU Katinka | 89 Iron Swim | 2:18.62 | 716 A | 32.51 | 1:07.63 | 1:44.08 | 2:18.62 |
| 4. | PARUSCIO Letizia | 96 C.C. Aniene | 2:19.87 | 697 A | 32.54 | 1:07.50 | 1:43.66 | 2:19.87 |
| 5. | SCALIA Silvia | 95 Italian Swimming Federation | 2:20.05 | 695 A | 31.84 | 1:06.99 | 1:42.41 | 2:20.05 |
| 6. | OSRIN Honey | 03 Plymouth Leander SC | 2:20.73 | 685 A | 32.74 | 1:08.71 | 1:45.27 | 2:20.73 |
| 7. | SOERENSEN Karoline | 02 Denmark Junior | 2:22.18 | 664 A | 33.22 | 1:09.05 | 1:45.98 | 2:22.18 |
| 8. | WOLTER Celine | 04 Dresdner SC 1898 e.V. | 2:22.58 | 658 A | 32.83 | 1:08.44 | 1:46.06 | 2:22.58 |
| 9. | BANKY Jacqueline | 96 Fed. Luxembourgeoise de Natation | 2:24.42 | 633 A | 33.09 | 1:09.24 | 1:46.88 | 2:24.42 |
| 10. | WIECZOREK Rieke | 03 Hessischer Schwimm-Verband | 2:24.63 | 631 A | 33.48 | 1:10.10 | 1:47.73 | 2:24.63 |
| 11. | APUSHKINSKAYA Anna | 04 SSG Saar Max Ritter | 2:25.46 | 620 B | 33.97 | 1:10.53 | 1:48.34 | 2:25.46 |
| 12. | TASZHANOVA Diana | 04 Dostyk Aktobe | 2:25.69 | 617 B | 33.26 | 1:10.04 | 1:47.50 | 2:25.69 |
| 13. | PATEL Maana | 00 Glenmark Aquatic Foundation | 2:26.11 | 612 B | 32.91 | 1:10.12 | 1:48.70 | 2:26.11 |
| 14. | TREGOAT Angeline | 02 FFN Ouest | 2:26.35 | 609 B | 33.81 | 1:10.27 | 1:48.30 | 2:26.35 |
| 15. | FORSS Trine | 03 Team West | 2:27.07 | 600 B | 33.76 | 1:10.01 | 1:47.99 | 2:27.07 |
| 16. | MUELLER Selina | 98 SC Wiesbaden 1911 | 2:27.15 | 599 B | 34.23 | 1:11.41 | 1:49.65 | 2:27.15 |
| 17. | PALMUND Liva | 02 Denmark Junior | 2:27.18 | 598 B | 33.03 | 1:10.80 | 1:48.84 | 2:27.18 |
| 18. | ORMIERES Sephora | 02 FFN Ouest | 2:27.92 | 589 B | 34.34 | 1:12.21 | 1:50.77 | 2:27.92 |
| 19. | HANQUET Marion | 01 Team West | 2:27.93 | 589 B | 34.58 | 1:12.45 | 1:50.86 | 2:27.93 |
| 20. | CLERC Enola | 03 Canards La Rochelle | 2:28.91 | 578 B | 34.42 | 1:12.34 | 1:50.83 | 2:28.91 |
| 21. | WIEDEMANN Lara | 02 SSF Bonn | 2:28.94 | 577 R | 33.52 | 1:12.05 | 1:51.28 | 2:28.94 |
| 22. | FRANSSON Vera | 01 Team West | 2:29.25 | 574 R * | 34.35 | 1:11.69 | 1:50.95 | 2:29.25 |
| 23. | SCHMIEDEFELD Emma | 03 TSG Backnang | 2:29.92 | 566 R | 33.63 | 1:11.46 | 1:51.27 | 2:29.92 |
| 24. | PAPE Marlene | 03 1. Paderborner SV | 2:29.93 | 566 R | 34.35 | 1:12.36 | 1:51.69 | 2:29.93 |
| 25. | WAUTERS Laura | 03 Flanders | 2:30.12 | 564 | 34.98 | 1:12.57 | 1:51.27 | 2:30.12 |
| 26. | BURRI Valentina | 03 Swim Team Lucerne | 2:30.36 | 561 | 35.74 | 1:14.31 | 1:52.67 | 2:30.36 |
| 27. | SOBIK Zuzanna | 02 WKS Slask | 2:31.16 | 552 | 34.82 | 1:12.49 | 1:52.03 | 2:31.16 |
| 28. | LITVINOV Isabell | 01 SSG Pforzheim | 2:31.47 | 549 * | 34.42 | 1:13.28 | 1:52.48 | 2:31.47 |
| 29. | SWEGMARK Ida | 00 Team West | 2:32.21 | 541 * | 35.43 | 1:13.02 | 1:52.37 | 2:32.21 |
| 30. | FORSON Kaya | 02 Ghana Swimming | 2:32.45 | 538 | 35.52 | 1:14.23 | 1:53.38 | 2:32.45 |
| 31. | OLESEN Ida | 03 Aalborg Svoemmeklub | 2:32.60 | 537 | 35.86 | 1:14.18 | 1:53.76 | 2:32.60 |
| 32. | VERJE Mara | 03 VFL Gladbeck 1921 | 2:32.70 | 536 | 35.27 | 1:13.19 | 1:52.88 | 2:32.70 |
| 33. | WILLE Sina | 03 1. Paderborner SV | 2:32.96 | 533 | 35.30 | 1:13.59 | 1:53.20 | 2:32.96 |
| 34. | ADAMS Victoria | 02 Plymouth Leander SC | 2:33.10 | 532 | 35.82 | 1:14.63 | 1:54.33 | 2:33.10 |
| 35. | BLACK Sarah | 01 Cercle de Natation Dudelange | 2:33.22 | 530 * | 33.45 | 1:12.76 | 1:52.86 | 2:33.22 |
| 36. | PREHN Isabella | 02 SC Wiesbaden 1911 | 2:33.51 | 527 | 35.04 | 1:13.29 | 1:52.76 | 2:33.51 |
| 37. | ZWING Katharina | 05 SSG Saar Max Ritter | 2:33.97 | 523 | 36.85 | 1:16.32 | 1:55.90 | 2:33.97 |
| 38. | VANDERSCHRICK Laura | 02 Fed. Luxembourgeoise de Natation | 2:34.57 | 517 | 34.03 | 1:11.58 | 1:51.91 | 2:34.57 |
| 39. | INGENDOH Emma | 02 VFL Gladbeck 1921 | 2:35.35 | 509 | 36.73 | 1:15.57 | 1:55.53 | 2:35.35 |
| 40. | TISLER Romane | 02 CD54 Natation | 2:36.35 | 499 * | 36.25 | 1:16.43 | 1:56.82 | 2:36.35 |
| 41. | VANDEPUTTE Silke | 03 Brabo Zwemclub Antwerpen | 2:36.43 | 498 * | 35.09 | 1:14.68 | 1:55.26 | 2:36.43 |
| 42. | MOEHLE Cara | 03 TSG Backnang | 2:36.80 | 495 * | 35.22 | 1:14.67 | 1:56.17 | 2:36.80 |
| 43. | SCHIRRA Hannah | 03 SSG Saar Max Ritter | 2:36.84 | 494 * | 37.14 | 1:16.47 | 1:56.88 | 2:36.84 |
| 44. | ABBACI Sara | 04 CD54 Natation | 2:37.12 | 492 | 36.54 | 1:16.79 | 1:57.62 | 2:37.12 |





Fédération Luxembourgeoise
de Natation et de Sauvetage

LUXEMBOURG

LET'S MAKE IT HAPPEN

21st Luxembourg Euro Meet 2019
Luxembourg, 25th - 27th January 2019

Event 30, Women, 200m Backstroke, Prelim, Open

| Rank | | YB | | Time | Pts | 50m | 100m | 150m | 200m |
|------|--------------------|----|----------------------|----------------|-------|-------|---------|---------|---------|
| 45. | SCHMITZ Svea Bo | 04 | SC Wiesbaden 1911 | 2:38.31 | 481 | 36.15 | 1:16.88 | 1:58.80 | 2:38.31 |
| 46. | SANTUARI Camilla | 03 | AS Merano | 2:38.49 | 479 * | 36.41 | 1:16.75 | 1:58.68 | 2:38.49 |
| 47. | ESTEVE Charlotte | 04 | CD54 Natation | 2:39.29 | 472 | 36.18 | 1:17.12 | 1:58.36 | 2:39.29 |
| 48. | GARSUCH Marlin | 04 | SC Neustadt/Weinstr. | 2:39.66 | 469 | 37.02 | 1:17.65 | 1:59.15 | 2:39.66 |
| 49. | SCHULGIN Nicole | 04 | SC Neustadt/Weinstr. | 2:41.34 | 454 * | 37.50 | 1:17.80 | 2:00.38 | 2:41.34 |
| 50. | NOSTER Maya | 05 | 1. Paderborner SV | 2:41.44 | 453 * | 36.62 | 1:17.86 | 2:00.17 | 2:41.44 |
| 51. | NAEF Tamara | 04 | Swim Team Lucerne | 2:41.74 | 451 * | 37.61 | 1:18.59 | 2:00.66 | 2:41.74 |
| 52. | GUTH Regina | 05 | SC Neustadt/Weinstr. | 2:44.76 | 426 * | 37.68 | 1:20.76 | 2:03.42 | 2:44.76 |
| 53. | BORGHOFF Charlotte | 03 | 1. Paderborner SV | 2:51.33 | 379 * | 39.52 | 1:22.71 | 2:07.30 | 2:51.33 |
| 54. | MAESTRI Eliana | 03 | AS Merano | 2:52.98 | 368 * | 41.91 | 1:24.05 | 2:08.92 | 2:52.98 |
| DNS | VERRASZTO Evelyn | 89 | Team Hungary | | | | | | |


Junior

| | | | | | | | | | |
|-----|---------------------|----|----------------------------------|----------------|-------|-------|---------|---------|---------|
| 1. | OSRIN Honey | 03 | Plymouth Leander SC | 2:20.73 | 685 A | 32.74 | 1:08.71 | 1:45.27 | 2:20.73 |
| 2. | SOERENSEN Karoline | 02 | Denmark Junior | 2:22.18 | 664 A | 33.22 | 1:09.05 | 1:45.98 | 2:22.18 |
| 3. | WIECZOREK Rieke | 03 | Hessischer Schwimm-Verband | 2:24.63 | 631 A | 33.48 | 1:10.10 | 1:47.73 | 2:24.63 |
| 4. | TREGOAT Angeline | 02 | FFN Ouest | 2:26.35 | 609 B | 33.81 | 1:10.27 | 1:48.30 | 2:26.35 |
| 5. | FORSS Trine | 03 | Team West | 2:27.07 | 600 B | 33.76 | 1:10.01 | 1:47.99 | 2:27.07 |
| 6. | PALMUND Liva | 02 | Denmark Junior | 2:27.18 | 598 B | 33.03 | 1:10.80 | 1:48.84 | 2:27.18 |
| 7. | ORMIERES Sephora | 02 | FFN Ouest | 2:27.92 | 589 B | 34.34 | 1:12.21 | 1:50.77 | 2:27.92 |
| 8. | CLERC Enola | 03 | Canards La Rochelle | 2:28.91 | 578 B | 34.42 | 1:12.34 | 1:50.83 | 2:28.91 |
| 9. | WIEDEMANN Lara | 02 | SSF Bonn | 2:28.94 | 577 R | 33.52 | 1:12.05 | 1:51.28 | 2:28.94 |
| 10. | SCHMIEDEFELD Emma | 03 | TSG Backnang | 2:29.92 | 566 R | 33.63 | 1:11.46 | 1:51.27 | 2:29.92 |
| 11. | PAPE Marlene | 03 | 1. Paderborner SV | 2:29.93 | 566 R | 34.35 | 1:12.36 | 1:51.69 | 2:29.93 |
| 12. | WAUTERS Laura | 03 | Flanders | 2:30.12 | 564 | 34.98 | 1:12.57 | 1:51.27 | 2:30.12 |
| 13. | BURRI Valentina | 03 | Swim Team Lucerne | 2:30.36 | 561 | 35.74 | 1:14.31 | 1:52.67 | 2:30.36 |
| 14. | SOBIK Zuzanna | 02 | WKS Slask | 2:31.16 | 552 | 34.82 | 1:12.49 | 1:52.03 | 2:31.16 |
| 15. | FORSON Kaya | 02 | Ghana Swimming | 2:32.45 | 538 | 35.52 | 1:14.23 | 1:53.38 | 2:32.45 |
| 16. | OLESEN Ida | 03 | Aalborg Svoemmeklub | 2:32.60 | 537 | 35.86 | 1:14.18 | 1:53.76 | 2:32.60 |
| 17. | VERJE Mara | 03 | VFL Gladbeck 1921 | 2:32.70 | 536 | 35.27 | 1:13.19 | 1:52.88 | 2:32.70 |
| 18. | WILLE Sina | 03 | 1. Paderborner SV | 2:32.96 | 533 | 35.30 | 1:13.59 | 1:53.20 | 2:32.96 |
| 19. | ADAMS Victoria | 02 | Plymouth Leander SC | 2:33.10 | 532 | 35.82 | 1:14.63 | 1:54.33 | 2:33.10 |
| 20. | PREHN Isabella | 02 | SC Wiesbaden 1911 | 2:33.51 | 527 | 35.04 | 1:13.29 | 1:52.76 | 2:33.51 |
| 21. | VANDERSCHRICK Laura | 02 | Fed. Luxembourgeoise de Natation | 2:34.57 | 517 | 34.03 | 1:11.58 | 1:51.91 | 2:34.57 |
| 22. | INGENDOH Emma | 02 | VFL Gladbeck 1921 | 2:35.35 | 509 | 36.73 | 1:15.57 | 1:55.53 | 2:35.35 |
| 23. | TISLER Romane | 02 | CD54 Natation | 2:36.35 | 499 * | 36.25 | 1:16.43 | 1:56.82 | 2:36.35 |
| 24. | VANDEPUTTE Silke | 03 | Brabo Zwemclub Antwerpen | 2:36.43 | 498 * | 35.09 | 1:14.68 | 1:55.26 | 2:36.43 |
| 25. | MOEHLE Cara | 03 | TSG Backnang | 2:36.80 | 495 * | 35.22 | 1:14.67 | 1:56.17 | 2:36.80 |
| 26. | SCHIRRA Hannah | 03 | SSG Saar Max Ritter | 2:36.84 | 494 * | 37.14 | 1:16.47 | 1:56.88 | 2:36.84 |
| 27. | SANTUARI Camilla | 03 | AS Merano | 2:38.49 | 479 * | 36.41 | 1:16.75 | 1:58.68 | 2:38.49 |
| 28. | BORGHOFF Charlotte | 03 | 1. Paderborner SV | 2:51.33 | 379 * | 39.52 | 1:22.71 | 2:07.30 | 2:51.33 |
| 29. | MAESTRI Eliana | 03 | AS Merano | 2:52.98 | 368 * | 41.91 | 1:24.05 | 2:08.92 | 2:52.98 |

Youth

| | | | | | | | | | |
|----|--------------------|----|-----------------------|----------------|-------|-------|---------|---------|---------|
| 1. | WOLTER Celine | 04 | Dresdner SC 1898 e.V. | 2:22.58 | 658 A | 32.83 | 1:08.44 | 1:46.06 | 2:22.58 |
| 2. | APUSHKINSKAYA Anna | 04 | SSG Saar Max Ritter | 2:25.46 | 620 B | 33.97 | 1:10.53 | 1:48.34 | 2:25.46 |
| 3. | TASZHANOVA Diana | 04 | Dostyk Aktobe | 2:25.69 | 617 B | 33.26 | 1:10.04 | 1:47.50 | 2:25.69 |
| 4. | ZWING Katharina | 05 | SSG Saar Max Ritter | 2:33.97 | 523 | 36.85 | 1:16.32 | 1:55.90 | 2:33.97 |
| 5. | ABBACI Sara | 04 | CD54 Natation | 2:37.12 | 492 | 36.54 | 1:16.79 | 1:57.62 | 2:37.12 |
| 6. | SCHMITZ Svea Bo | 04 | SC Wiesbaden 1911 | 2:38.31 | 481 | 36.15 | 1:16.88 | 1:58.80 | 2:38.31 |
| 7. | ESTEVE Charlotte | 04 | CD54 Natation | 2:39.29 | 472 | 36.18 | 1:17.12 | 1:58.36 | 2:39.29 |





Fédération Luxembourgeoise
de Natation et de Sauvetage

LUXEMBOURG

LET'S MAKE IT HAPPEN

21st Luxembourg Euro Meet 2019
Luxembourg, 25th - 27th January 2019

Event 30, Girls, 200m Backstroke, Prelim, Youth

| Rank | | YB | | Time | Pts | 50m | 100m | 150m | 200m |
|------|-----------------|----|----------------------|----------------|-------|-------|---------|---------|---------|
| 8. | GARSUCH Marlin | 04 | SC Neustadt/Weinstr. | 2:39.66 | 469 | 37.02 | 1:17.65 | 1:59.15 | 2:39.66 |
| 9. | SCHULGIN Nicole | 04 | SC Neustadt/Weinstr. | 2:41.34 | 454 * | 37.50 | 1:17.80 | 2:00.38 | 2:41.34 |
| 10. | NOSTER Maya | 05 | 1. Paderborner SV | 2:41.44 | 453 * | 36.62 | 1:17.86 | 2:00.17 | 2:41.44 |
| 11. | NAEF Tamara | 04 | Swim Team Lucerne | 2:41.74 | 451 * | 37.61 | 1:18.59 | 2:00.66 | 2:41.74 |
| 12. | GUTH Regina | 05 | SC Neustadt/Weinstr. | 2:44.76 | 426 * | 37.68 | 1:20.76 | 2:03.42 | 2:44.76 |





Fédération Luxembourgeoise
de Natation et de Sauvetage

LUXEMBOURG

LET'S MAKE IT HAPPEN


21st Luxembourg Euro Meet 2019
Luxembourg, 25th - 27th January 2019

| Event 31 | Men, 200m Backstroke | | | | 2004 and older |
|-------------------|-----------------------|-----------------------|-----|---------------|----------------|
| 27.01.2019 - 9:01 | sponsored by: Rosport | | | | Results Prelim |
| Meet Record | 1:59.63 | CICCARESE Christopher | ITA | Luxembourg | 29.01.2017 |
| World Record | 1:51.92 | PEIRSOL Aaron | USA | Rome (ITA) | 31.07.2009 |
| European Record | 1:53.36 | RYLOV Evgeny | RUS | Glasgow (GBR) | 08.08.2018 |

Open 19 +: 2:13.95 / Junior 17 - 18: 2:21.75 / Youth 15 - 16: 2:25.00

Points: FINA 2018

| Rank | YB | | Time | Pts | | 50m | 100m | 150m | 200m | |
|------|-----------------------|-----|-------------------------------------|----------------|-----|-----|-------|---------|---------|---------|
| Open | | | | | | | | | | |
| 1. | MORA Lorenzo | 98 | Ass. Amici Del Nuoto Vigili Del Fuc | 2:06.99 | 684 | A | 29.37 | 1:01.44 | 1:34.59 | 2:06.99 |
| 2. | FOELDHAI David | 95 | Iron Swim | 2:07.21 | 681 | A | 29.71 | 1:02.21 | 1:35.54 | 2:07.21 |
| 3. | DE GROOT Samuel | 99 | ASPTT Limoges | 2:07.53 | 675 | A | 29.78 | 1:01.72 | 1:34.19 | 2:07.53 |
| 4. | BELLAY Mathieu | 97 | Vikings de Rouen | 2:07.60 | 674 | A | 29.92 | 1:02.10 | 1:35.27 | 2:07.60 |
| 5. | GLINTA Robert-Andrei | 97 | Romania | 2:07.90 | 670 | A | 29.74 | 1:01.99 | 1:35.10 | 2:07.90 |
| 6. | ZIEMANN Felix | 97 | SC Wiesbaden 1911 | 2:08.64 | 658 | A | 29.74 | 1:02.49 | 1:35.99 | 2:08.64 |
| 7. | BRENNER Luccas Dam | 01 | Denmark Junior | 2:08.67 | 658 | A | 29.84 | 1:02.39 | 1:36.25 | 2:08.67 |
| 8. | JODIN Mateo | 01 | FFN Ouest | 2:08.93 | 654 | A | 29.98 | 1:02.87 | 1:36.11 | 2:08.93 |
| 9. | JANSEN Thomas | 01 | KNZB-OC | 2:09.19 | 650 | A | 29.90 | 1:01.93 | 1:36.08 | 2:09.19 |
| 10. | FRANCKX Stan | 02 | Flanders | 2:10.31 | 633 | A | 29.84 | 1:02.27 | 1:35.97 | 2:10.31 |
| 11. | TRUMPA Adrian | 00 | SG Poseidon Eppelheim | 2:11.18 | 621 | B | 30.57 | 1:03.62 | 1:38.24 | 2:11.18 |
| 12. | REES Michael | 00 | Nova Centurion SC | 2:11.20 | 620 | B | 30.07 | 1:02.86 | 1:37.53 | 2:11.20 |
| 13. | NISSEN Jakob Strunge | 02 | Denmark Junior | 2:11.68 | 613 | B | 30.18 | 1:03.70 | 1:37.40 | 2:11.68 |
| 14. | KNOTT Rene Pascal | 00 | 1. Paderborner SV | 2:11.74 | 613 | B | 30.33 | 1:03.62 | 1:38.73 | 2:11.74 |
| 15. | PEDERSEN Nicklas Oes | 02a | Denmark Junior | 2:12.12 | 607 | B | 30.51 | 1:04.28 | 1:38.65 | 2:12.12 |
| 16. | ZLATIC Lazar | 94 | Iron Swim | 2:12.92 | 596 | B | 31.02 | 1:04.29 | 1:38.48 | 2:12.92 |
| 17. | SCHMITZ Timon | 02 | SG Neuss | 2:13.27 | 592 | B | 31.24 | 1:05.03 | 1:39.74 | 2:13.27 |
| 18. | SPEAKMAN Zachariah | 02 | Swim Wales | 2:14.57 | 575 | B | 30.24 | 1:04.32 | 1:39.54 | 2:14.57 |
| 19. | DULONDEL Louis | 98 | Vikings de Rouen | 2:14.62 | 574 | B * | 30.05 | 1:03.93 | 1:39.27 | 2:14.62 |
| 20. | DURIEUX Yannick | 02 | CD54 Natation | 2:15.25 | 566 | B | 31.26 | 1:04.84 | 1:39.92 | 2:15.25 |
| 21. | PLOWMAN Archie | 01 | Swim England East Midlands | 2:15.39 | 564 | R | 31.92 | 1:06.60 | 1:41.62 | 2:15.39 |
| 22. | PERKS Sam | 02 | Plymouth Leander SC | 2:16.13 | 555 | R | 30.32 | 1:04.22 | 1:40.28 | 2:16.13 |
| 23. | VASSILYEV Kirill | 03 | Dostyk Aktobe | 2:16.44 | 551 | R | 31.30 | 1:05.65 | 1:41.57 | 2:16.44 |
| 24. | MAIER Nelson | 03 | TV Gut Heil Billstedt | 2:16.51 | 551 | R | 31.08 | 1:06.71 | 1:42.59 | 2:16.51 |
| 25. | KEBER Christian | 98 | SC Wiesbaden 1911 | 2:16.68 | 549 | * | 31.78 | 1:06.20 | 1:41.54 | 2:16.68 |
| 26. | VAN WESTERING Kai | 03 | Collectif Nouvelle-Aquitaine | 2:16.91 | 546 | | 31.53 | 1:06.05 | 1:41.93 | 2:16.91 |
| 27. | FEN German | 02 | Ukrainian Swimming Federation | 2:17.76 | 536 | | 31.03 | 1:05.91 | 1:42.13 | 2:17.76 |
| 28. | BEAMER Thomas | 02 | Swim England East Midlands | 2:18.33 | 529 | | 31.55 | 1:06.56 | 1:42.56 | 2:18.33 |
| 29. | BRAUNBERGER Richard | 00 | Hessischer Schwimm-Verband | 2:18.79 | 524 | * | 32.58 | 1:07.98 | 1:44.11 | 2:18.79 |
| 30. | PAZDUR Dorian | 03 | CD54 Natation | 2:19.02 | 521 | | 31.54 | 1:06.10 | 1:42.91 | 2:19.02 |
| 31. | KRUEGER Nicolas | 03 | SC Wiesbaden 1911 | 2:19.31 | 518 | | 31.88 | 1:07.74 | 1:44.25 | 2:19.31 |
| 32. | STREEFLAND Keanu | 03 | KNZB-OC | 2:19.64 | 514 | | 32.22 | 1:08.09 | 1:44.42 | 2:19.64 |
| 33. | MARCHER Lucas | 02 | Club Nautique du Val de Fensch | 2:20.77 | 502 | | 32.36 | 1:07.31 | 1:43.75 | 2:20.77 |
| 34. | RUBASHNYI Alexander | 01 | Youth of Moscow | 2:21.47 | 495 | | 33.81 | 1:08.75 | 1:45.06 | 2:21.47 |
| 35. | SILVA SIEIRA Carlos | 03 | Plymouth Leander SC | 2:22.05 | 489 | | 33.23 | 1:08.87 | 1:45.92 | 2:22.05 |
| 36. | HENRIONNET Tom | 04 | CD54 Natation | 2:23.68 | 472 | | 34.03 | 1:10.23 | 1:47.50 | 2:23.68 |
| 37. | DENGIS Bastien | 02 | Liege Mosan | 2:25.13 | 458 | * | 33.92 | 1:10.22 | 1:48.15 | 2:25.13 |
| 38. | PLASCHKE Lennart | 01 | SC Wiesbaden 1911 | 2:25.54 | 454 | * | 34.45 | 1:11.66 | 1:49.24 | 2:25.54 |
| 39. | SNIEDZE Ricards Janis | 03 | BJSS Ridzene DSN | 2:27.53 | 436 | * | 33.64 | 1:11.07 | 1:49.23 | 2:27.53 |
| 40. | BROCKHAUS Robin | 01 | 1. Paderborner SV | 2:27.57 | 436 | * | 32.21 | 1:09.73 | 1:49.89 | 2:27.57 |
| 41. | FLOTTMEYER Vincent | 03 | 1. Paderborner SV | 2:29.78 | 417 | * | 34.53 | 1:13.19 | 1:52.63 | 2:29.78 |
| DNS | BROCK Marc | 00 | SG Essen | | | | | | | |
| DNS | ASHLEY-SPARKS Freddie | 02 | Plymouth Leander SC | | | | | | | |
| DNS | GDANIEC Hubert | 04 | Plymouth Leander SC | | | | | | | |



Fédération Luxembourgeoise
de Natation et de Sauvetage

LUXEMBOURG

LET'S MAKE IT HAPPEN

21st Luxembourg Euro Meet 2019
Luxembourg, 25th - 27th January 2019

Event 31, Men, 200m Backstroke, Prelim, Open

| Rank | | YB | | Time | Pts | 50m | 100m | 150m | 200m |
|------|-----------------|----|----------------------------------|------|-----|-----|------|------|------|
| DNS | FABIANI Remi | 01 | Fed. Luxembourgeoise de Natation | | | | | | |
| DNS | VERRASZTO David | 88 | Team Hungary | | | | | | |
| DNS | STOLK Ivo | 01 | KNZB-OC | | | | | | |
| WDR | WALTZING Loic | 00 | Schwammclub Deifferdang | | | | | | |


Junior

| | | | | | | | | | |
|-----|-----------------------|-----|----------------------------------|----------------|-------|-------|---------|---------|---------|
| 1. | BRENNER Luccas Dam | 01 | Denmark Junior | 2:08.67 | 658 A | 29.84 | 1:02.39 | 1:36.25 | 2:08.67 |
| 2. | JODIN Mateo | 01 | FFN Ouest | 2:08.93 | 654 A | 29.98 | 1:02.87 | 1:36.11 | 2:08.93 |
| 3. | JANSEN Thomas | 01 | KNZB-OC | 2:09.19 | 650 A | 29.90 | 1:01.93 | 1:36.08 | 2:09.19 |
| 4. | FRANCKX Stan | 02 | Flanders | 2:10.31 | 633 A | 29.84 | 1:02.27 | 1:35.97 | 2:10.31 |
| 5. | NISSEN Jakob Strunge | 02 | Denmark Junior | 2:11.68 | 613 B | 30.18 | 1:03.70 | 1:37.40 | 2:11.68 |
| 6. | PEDERSEN Nicklas Oes | 02a | Denmark Junior | 2:12.12 | 607 B | 30.51 | 1:04.28 | 1:38.65 | 2:12.12 |
| 7. | SCHMITZ Timon | 02 | SG Neuss | 2:13.27 | 592 B | 31.24 | 1:05.03 | 1:39.74 | 2:13.27 |
| 8. | SPEAKMAN Zachariah | 02 | Swim Wales | 2:14.57 | 575 B | 30.24 | 1:04.32 | 1:39.54 | 2:14.57 |
| 9. | DURIEUX Yannick | 02 | CD54 Natation | 2:15.25 | 566 B | 31.26 | 1:04.84 | 1:39.92 | 2:15.25 |
| 10. | PLOWMAN Archie | 01 | Swim England East Midlands | 2:15.39 | 564 R | 31.92 | 1:06.60 | 1:41.62 | 2:15.39 |
| 11. | PERKS Sam | 02 | Plymouth Leander SC | 2:16.13 | 555 R | 30.32 | 1:04.22 | 1:40.28 | 2:16.13 |
| 12. | FEN German | 02 | Ukrainian Swimming Federation | 2:17.76 | 536 | 31.03 | 1:05.91 | 1:42.13 | 2:17.76 |
| 13. | BEAMER Thomas | 02 | Swim England East Midlands | 2:18.33 | 529 | 31.55 | 1:06.56 | 1:42.56 | 2:18.33 |
| 14. | MARCHER Lucas | 02 | Club Nautique du Val de Fensch | 2:20.77 | 502 | 32.36 | 1:07.31 | 1:43.75 | 2:20.77 |
| 15. | RUBASHNYI Alexander | 01 | Youth of Moscow | 2:21.47 | 495 | 33.81 | 1:08.75 | 1:45.06 | 2:21.47 |
| 16. | DENGIS Bastien | 02 | Liege Mosan | 2:25.13 | 458 * | 33.92 | 1:10.22 | 1:48.15 | 2:25.13 |
| 17. | PLASCHKE Lennart | 01 | SC Wiesbaden 1911 | 2:25.54 | 454 * | 34.45 | 1:11.66 | 1:49.24 | 2:25.54 |
| 18. | BROCKHAUS Robin | 01 | 1. Paderborner SV | 2:27.57 | 436 * | 32.21 | 1:09.73 | 1:49.89 | 2:27.57 |
| DNS | ASHLEY-SPARKS Freddie | 02 | Plymouth Leander SC | | | | | | |
| DNS | FABIANI Remi | 01 | Fed. Luxembourgeoise de Natation | | | | | | |
| DNS | STOLK Ivo | 01 | KNZB-OC | | | | | | |

Youth

| | | | | | | | | | |
|-----|-----------------------|----|------------------------------|----------------|-------|-------|---------|---------|---------|
| 1. | VASSILYEV Kirill | 03 | Dostyk Aktobe | 2:16.44 | 551 R | 31.30 | 1:05.65 | 1:41.57 | 2:16.44 |
| 2. | MAIER Nelson | 03 | TV Gut Heil Billstedt | 2:16.51 | 551 R | 31.08 | 1:06.71 | 1:42.59 | 2:16.51 |
| 3. | VAN WESTERING Kai | 03 | Collectif Nouvelle-Aquitaine | 2:16.91 | 546 | 31.53 | 1:06.05 | 1:41.93 | 2:16.91 |
| 4. | PAZDUR Dorian | 03 | CD54 Natation | 2:19.02 | 521 | 31.54 | 1:06.10 | 1:42.91 | 2:19.02 |
| 5. | KRUEGER Nicolas | 03 | SC Wiesbaden 1911 | 2:19.31 | 518 | 31.88 | 1:07.74 | 1:44.25 | 2:19.31 |
| 6. | STREEFLAND Keanu | 03 | KNZB-OC | 2:19.64 | 514 | 32.22 | 1:08.09 | 1:44.42 | 2:19.64 |
| 7. | SILVA SIEIRA Carlos | 03 | Plymouth Leander SC | 2:22.05 | 489 | 33.23 | 1:08.87 | 1:45.92 | 2:22.05 |
| 8. | HENRIONNET Tom | 04 | CD54 Natation | 2:23.68 | 472 | 34.03 | 1:10.23 | 1:47.50 | 2:23.68 |
| 9. | SNIEDZE Ricards Janis | 03 | BJSS Ridzene DSN | 2:27.53 | 436 * | 33.64 | 1:11.07 | 1:49.23 | 2:27.53 |
| 10. | FLOTTMEYER Vincent | 03 | 1. Paderborner SV | 2:29.78 | 417 * | 34.53 | 1:13.19 | 1:52.63 | 2:29.78 |
| DNS | GDANIEC Hubert | 04 | Plymouth Leander SC | | | | | | |





Fédération Luxembourgeoise
de Natation et de Sauvetage

LUXEMBOURG

LET'S MAKE IT HAPPEN

21st Luxembourg Euro Meet 2019
Luxembourg, 25th - 27th January 2019

Event 32

27.01.2019 - 9:10

Women, 200m Medley

sponsored by: Rosport

2005 and older

Results Prelim

| | | | | | |
|-----------------|---------|----------------|-----|-------------|------------|
| Meet Record | 2:10.46 | HOSSZU Katinka | HUN | Luxembourg | 28.01.2017 |
| World Record | 2:06.12 | HOSSZU Katinka | HUN | Kazan (RUS) | 03.08.2015 |
| European Record | 2:06.12 | HOSSZU Katinka | HUN | Kazan (RUS) | 03.08.2015 |

Open 18 +: 2:31.00 / Junior 16 - 17: 2:41.00 / Youth 14 - 15: 2:46.00

Points: FINA 2018

| Rank | | YB | | Time | Pts | | 50m | 100m | 150m | 200m |
|------|------------------------|----|-------------------------------|----------------|-----|---|-------|---------|---------|---------|
| Open | | | | | | | | | | |
| 1. | UGOLKOVA Maria | 89 | Schwimmclub Uster Wallisellen | 2:17.97 | 763 | A | 28.92 | 1:04.32 | 1:44.51 | 2:17.97 |
| 2. | HOSSZU Katinka | 89 | Iron Swim | 2:18.27 | 758 | A | 30.09 | 1:06.31 | 1:46.44 | 2:18.27 |
| 3. | VERRASZTO Evelyn | 89 | Team Hungary | 2:20.54 | 722 | A | 29.33 | 1:04.46 | 1:47.94 | 2:20.54 |
| 4. | STEPHENS Laura | 99 | Plymouth Leander SC | 2:20.57 | 722 | A | 28.92 | 1:04.24 | 1:47.96 | 2:20.57 |
| 5. | VILLESEN Katrine Bukh | 00 | Aalborg Svoemmeklub | 2:20.94 | 716 | A | 30.66 | 1:06.41 | 1:48.42 | 2:20.94 |
| 6. | PALLESEN Victoria Haah | 02 | Denmark Junior | 2:22.37 | 695 | A | 31.07 | 1:07.91 | 1:50.17 | 2:22.37 |
| 7. | HERKLE Kim | 03 | SV Cannstatt 1898 e.V. | 2:22.63 | 691 | A | 31.68 | 1:09.32 | 1:48.87 | 2:22.63 |
| 8. | GLENISTER Michaela | 02 | Swim England East Midlands | 2:23.01 | 685 | A | 31.38 | 1:08.71 | 1:50.03 | 2:23.01 |
| 9. | DUUS Mia Steen | 01 | Denmark Senior | 2:23.33 | 681 | A | 30.20 | 1:09.01 | 1:49.97 | 2:23.33 |
| 10. | EBBESSEN Elisabeth Sab | 02 | Denmark Junior | 2:23.50 | 678 | A | 29.94 | 1:07.09 | 1:51.19 | 2:23.50 |
| 11. | COLBERT Freya | 04 | Swim England East Midlands | 2:24.08 | 670 | B | 31.69 | 1:09.21 | 1:51.17 | 2:24.08 |
| 12. | KRONIGER Anna | 00 | SV Blau-Weiss Bochum | 2:24.64 | 662 | B | 31.68 | 1:12.49 | 1:51.94 | 2:24.64 |
| 13. | HUBER Annika | 03 | VFL Sindelfingen | 2:24.69 | 662 | B | 31.18 | 1:08.81 | 1:50.24 | 2:24.69 |
| 14. | BROEKHOVEN Lana | 03 | Plymouth Leander SC | 2:24.92 | 659 | B | 30.95 | 1:09.60 | 1:50.42 | 2:24.92 |
| 15. | HAWORTH Tara | 99 | Edinburgh University | 2:24.95 | 658 | B | 30.70 | 1:08.12 | 1:51.83 | 2:24.95 |
| 16. | BLOMSTERBERG Thea | 02 | Denmark Junior | 2:25.08 | 656 | B | 31.79 | 1:13.09 | 1:50.27 | 2:25.08 |
| 17. | DAVIES Erin | 03 | Swim Wales | 2:25.09 | 656 | B | 31.90 | 1:08.74 | 1:51.28 | 2:25.09 |
| 18. | FRANQUINET Ambre | 04 | Liege Mosan | 2:25.41 | 652 | B | 31.28 | 1:08.99 | 1:50.57 | 2:25.41 |
| 19. | ASPRISSI Karen | 02 | Team Insubrika | 2:25.46 | 651 | B | 29.51 | 1:06.69 | 1:50.99 | 2:25.46 |
| 20. | JUNG Maike | 02 | Swimteam Heddos | 2:25.58 | 650 | B | 31.72 | 1:11.71 | 1:52.28 | 2:25.58 |
| 21. | SCHNAGL Emelie | 01 | SSG Saar Max Ritter | 2:25.80 | 647 | R | 30.61 | 1:09.37 | 1:52.34 | 2:25.80 |
| 22. | MAJOR Scarlet | 03 | Swim Wales | 2:26.03 | 644 | R | 31.00 | 1:08.78 | 1:53.44 | 2:26.03 |
| 23. | TANIS Elise | 02 | KNZB-OC | 2:26.07 | 643 | R | 30.59 | 1:08.75 | 1:53.34 | 2:26.07 |
| 24. | OSRIN Honey | 03 | Plymouth Leander SC | 2:26.90 | 632 | R | 31.05 | 1:07.36 | 1:52.69 | 2:26.90 |
| 25. | COPPING Laura | 00 | Plymouth Leander SC | 2:27.12 | 629 | | 30.58 | 1:09.07 | 1:52.37 | 2:27.12 |
| 26. | RIJKHOFF Lisa | 01 | Aalborg Svoemmeklub | 2:27.20 | 628 | | 30.18 | 1:10.51 | 1:54.43 | 2:27.20 |
| 27. | MARZIALI Ginevra | 03 | Dimensione Nuoto | 2:27.45 | 625 | | 30.93 | 1:09.71 | 1:52.52 | 2:27.45 |
| 28. | DANY Rebecca | 01 | SSF Bonn | 2:28.22 | 616 | | 30.65 | 1:10.11 | 1:53.62 | 2:28.22 |
| 29. | METZ Rosey | 01 | KNZB-OC | 2:28.29 | 615 | | 31.44 | 1:13.07 | 1:53.50 | 2:28.29 |
| 30. | SPIERING Femke | 02 | KNZB-OC | 2:28.31 | 614 | | 30.98 | 1:09.31 | 1:55.85 | 2:28.31 |
| 31. | STAUDINGER Sara | 99 | Schwimmclub Uster Wallisellen | 2:28.49 | 612 | | 32.02 | 1:13.40 | 1:54.60 | 2:28.49 |
| 32. | MAYOT Axelle | 02 | SPN Poitiers | 2:28.52 | 612 | | 32.13 | 1:10.93 | 1:54.19 | 2:28.52 |
| 33. | SCHIMMEL Hilja | 03 | Team West | 2:28.90 | 607 | | 31.30 | 1:11.31 | 1:54.37 | 2:28.90 |
| 34. | DUPONT Zia | 02 | FFN Ouest | 2:29.63 | 598 | | 31.51 | 1:12.84 | 1:53.70 | 2:29.63 |
| 35. | BROEGGER-ANDERSEN | 02 | Aalborg Svoemmeklub | 2:29.93 | 595 | | 31.95 | 1:10.00 | 1:54.91 | 2:29.93 |
| 36. | WIJK Mellie | 02 | Team West | 2:30.00 | 594 | | 30.78 | 1:11.15 | 1:54.39 | 2:30.00 |
| 37. | DE TORRES Rebecca | 04 | Swim Wales | 2:30.02 | 594 | | 29.88 | 1:08.98 | 1:53.40 | 2:30.02 |
| 38. | SCHOEN Lisa | 99 | Aalborg Svoemmeklub | 2:30.10 | 593 | | 31.28 | 1:12.00 | 1:55.64 | 2:30.10 |
| 39. | NUNES Chefanja | 01 | KNZB-OC | 2:30.21 | 591 | | 28.70 | 1:06.40 | 1:55.27 | 2:30.21 |
| 40. | MENSAH Joselle | 03 | Plymouth Leander SC | 2:30.30 | 590 | | 31.41 | 1:12.98 | 1:55.84 | 2:30.30 |
| 41. | PETERSEN Sofie Theop | 03 | Denmark Junior | 2:30.35 | 590 | | 32.25 | 1:10.70 | 1:57.01 | 2:30.35 |
| 42. | PELLETIER Alizee | 03 | FFN Ouest | 2:30.38 | 589 | | 32.78 | 1:12.62 | 1:55.03 | 2:30.38 |
| 43. | PARUSCIO Letizia | 96 | C.C. Aniene | 2:30.54 | 588 | | 32.06 | 1:09.21 | 1:54.07 | 2:30.54 |
| 44. | ASTEDT Sofia | 03 | Team West | 2:30.59 | 587 | | 31.69 | 1:12.65 | 1:56.45 | 2:30.59 |





Fédération Luxembourgeoise
de Natation et de Sauvetage

LUXEMBOURG

LET'S MAKE IT HAPPEN

21st Luxembourg Euro Meet 2019
Luxembourg, 25th - 27th January 2019

Event 32, Women, 200m Medley, Prelim, Open

| Rank | | YB | | Time | Pts | 50m | 100m | 150m | 200m |
|------|----------------------|----|----------------------------------|----------------|-------|-------|---------|---------|---------|
| 45. | RUSZKOWSKA Martyna | 01 | Swim Wales | 2:30.79 | 585 | 31.46 | 1:09.96 | 1:54.04 | 2:30.79 |
| 46. | TREGOAT Angeline | 02 | FFN Ouest | 2:30.90 | 583 | 32.38 | 1:09.33 | 1:54.14 | 2:30.90 |
| 47. | GADE Jackie | 98 | Aalborg Svoemmeklub | 2:31.04 | 582 * | 30.87 | 1:11.52 | 1:57.20 | 2:31.04 |
| 48. | ZWING Katharina | 05 | SSG Saar Max Ritter | 2:31.16 | 580 | 31.28 | 1:11.78 | 1:56.68 | 2:31.16 |
| 49. | VAN WALLENDÆL Sara | 02 | Brabo Zwemclub Antwerpen | 2:31.18 | 580 | 31.95 | 1:09.17 | 1:57.18 | 2:31.18 |
| 50. | VERJE Mara | 03 | VFL Gladbeck 1921 | 2:31.40 | 578 | 32.39 | 1:11.41 | 1:55.62 | 2:31.40 |
| 51. | MATHY Leah | 02 | District Liege Namur Luxembourg | 2:31.47 | 577 | 32.64 | 1:11.96 | 1:57.75 | 2:31.47 |
| 52. | WIEDEMANN Hannah | 00 | SSF Bonn | 2:31.72 | 574 * | 30.71 | 1:10.75 | 1:55.38 | 2:31.72 |
| 53. | GARNIER Juliette | 04 | Collectif Nouvelle-Aquitaine | 2:31.79 | 573 | 32.85 | 1:12.69 | 1:55.85 | 2:31.79 |
| 54. | AVRARD Laly | 03 | EN Tours | 2:31.96 | 571 | 30.64 | 1:10.73 | 1:55.95 | 2:31.96 |
| 55. | VAN DROFFELAAR Anna | 04 | KNZB-OC | 2:32.23 | 568 | 31.83 | 1:11.03 | 1:55.26 | 2:32.23 |
| 56. | PETERS Emma | 03 | Fed. Luxembourgeoise de Natation | 2:32.25 | 568 | 31.09 | 1:11.79 | 1:58.21 | 2:32.25 |
| 57. | KOOP Marina | 00 | VFL Gladbeck 1921 | 2:32.60 | 564 * | 32.21 | 1:14.37 | 1:55.98 | 2:32.60 |
| 58. | FLETCHER Cira | 98 | Nova Centurion SC | 2:33.51 | 554 * | 33.09 | 1:17.09 | 1:58.79 | 2:33.51 |
| 59. | NOEL Oriana | 04 | Plymouth Leander SC | 2:33.83 | 551 | 31.97 | 1:10.50 | 1:58.24 | 2:33.83 |
| 60. | SOULARD Louann | 03 | FFN Ouest | 2:34.23 | 546 | 32.05 | 1:12.97 | 1:56.50 | 2:34.23 |
| 61. | BROWNRIDGE Aimee | 04 | Plymouth Leander SC | 2:35.11 | 537 | 30.99 | 1:11.02 | 1:56.81 | 2:35.11 |
| 62. | LEDENT Joanne | 05 | District Liege Namur Luxembourg | 2:35.43 | 534 | 33.81 | 1:14.43 | 2:01.68 | 2:35.43 |
| 63. | AUDOY Laura | 01 | USB Longwy Natation | 2:35.44 | 534 * | 32.65 | 1:13.83 | 1:59.49 | 2:35.44 |
| 64. | MUELLER Selina | 98 | SC Wiesbaden 1911 | 2:35.49 | 533 * | 33.18 | 1:13.34 | 1:58.51 | 2:35.49 |
| 65. | BURRI Valentina | 03 | Swim Team Lucerne | 2:35.78 | 530 | 33.56 | 1:13.86 | 1:59.83 | 2:35.78 |
| 66. | VOGELMANN Joelle | 05 | SV Nikar Heidelberg | 2:36.11 | 527 | 35.06 | 1:16.32 | 2:01.38 | 2:36.11 |
| 67. | FABIANI Chanel | 03 | Cercle de Natation Dudelange | 2:36.36 | 524 | 32.76 | 1:12.62 | 2:00.47 | 2:36.36 |
| 68. | MAYE Misty | 02 | Cercle des Nageurs de Sion | 2:36.68 | 521 | 32.09 | 1:14.21 | 2:00.29 | 2:36.68 |
| 69. | STRUZZI Giulia | 04 | Dimensione Nuoto | 2:36.78 | 520 | 33.16 | 1:15.73 | 2:01.97 | 2:36.78 |
| 70. | APUSHKINSKAYA Anna | 04 | SSG Saar Max Ritter | 2:36.79 | 520 | 33.94 | 1:11.97 | 2:02.32 | 2:36.79 |
| 71. | GASPARD Marie | 05 | District Liege Namur Luxembourg | 2:37.35 | 514 | 33.19 | 1:14.39 | 1:59.06 | 2:37.35 |
| 72. | CHINA Lucile | 03 | District Liege Namur Luxembourg | 2:37.46 | 513 | 35.99 | 1:16.72 | 2:01.64 | 2:37.46 |
| 73. | BOUTET Cleo | 02 | District Liege Namur Luxembourg | 2:37.76 | 510 | 31.94 | 1:14.38 | 2:00.73 | 2:37.76 |
| 74. | NICKERL Jasmin | 03 | SSG Pforzheim | 2:37.90 | 509 | 32.18 | 1:14.37 | 2:00.51 | 2:37.90 |
| 75. | MENSE Nele | 03 | VFL Gladbeck 1921 | 2:37.91 | 509 | 34.82 | 1:14.68 | 2:00.36 | 2:37.91 |
| 76. | CHABOT Amelie | 04 | District Liege Namur Luxembourg | 2:38.10 | 507 | 34.29 | 1:15.24 | 2:03.16 | 2:38.10 |
| 77. | VAN DEN BOSCH Julie | 05 | Brabo Zwemclub Antwerpen | 2:38.20 | 506 | 33.88 | 1:13.86 | 2:01.53 | 2:38.20 |
| 78. | BLACK Rachael | 01 | Cercle de Natation Dudelange | 2:38.81 | 500 * | 32.85 | 1:11.58 | 2:01.44 | 2:38.81 |
| 79. | ROSE Rianne | 05 | Hessischer Schwimm-Verband | 2:39.01 | 498 | 32.65 | 1:14.92 | 2:03.98 | 2:39.01 |
| 80. | BLANC Charline | 00 | Cercle des Nageurs de Sion | 2:39.08 | 498 * | 32.18 | 1:13.30 | 2:01.58 | 2:39.08 |
| 81. | HELMERICH Lena | 01 | SSG Pforzheim | 2:39.12 | 497 * | 33.07 | 1:14.44 | 2:00.78 | 2:39.12 |
| 82. | KILDAHL Sarah | 04 | Aarhus Swim | 2:39.70 | 492 | 34.02 | 1:17.59 | 2:01.65 | 2:39.70 |
| 83. | FEYEN Lindsay | 05 | Brabo Zwemclub Antwerpen | 2:40.38 | 486 | 34.78 | 1:13.77 | 2:03.44 | 2:40.38 |
| 84. | MEKHTOUB Jade | 04 | CD54 Natation | 2:40.66 | 483 | 33.28 | 1:16.19 | 2:04.55 | 2:40.66 |
| 85. | KUHLMANN Marie | 05 | VFL Gladbeck 1921 | 2:40.94 | 481 | 33.47 | 1:14.12 | 2:03.16 | 2:40.94 |
| 86. | FOGH Laura | 03 | Aarhus Swim | 2:40.99 | 480 | 34.38 | 1:20.76 | 2:03.01 | 2:40.99 |
| 87. | HERDT Jennifer | 02 | SSG Pforzheim | 2:41.27 | 478 * | 32.58 | 1:14.06 | 2:03.99 | 2:41.27 |
| 88. | MUELLER Jolina | 04 | SSG Saar Max Ritter | 2:42.00 | 471 | 36.80 | 1:19.71 | 2:05.66 | 2:42.00 |
| 89. | BEAUDOT Laly | 04 | District Liege Namur Luxembourg | 2:42.12 | 470 | 34.22 | 1:16.38 | 2:07.29 | 2:42.12 |
| 90. | PREHN Yvonne | 05 | SSG Pforzheim | 2:42.25 | 469 | 34.35 | 1:17.52 | 2:05.57 | 2:42.25 |
| 91. | KNAPPE Finja | 05 | 1. Paderborner SV | 2:42.28 | 469 | 34.67 | 1:19.03 | 2:04.10 | 2:42.28 |
| 92. | GUARNACCIA Soledad | 03 | Club Nautique du Val de Fensch | 2:42.85 | 464 * | 32.90 | 1:17.01 | 2:04.53 | 2:42.85 |
| 93. | ZNACHOWSKA Alexandra | 03 | SG Neuss | 2:43.61 | 458 * | 33.46 | 1:16.79 | 2:04.93 | 2:43.61 |
| DNS | SMITS Jade | 01 | Brabo Zwemclub Antwerpen | | | | | | |
| DNS | SCHMIEDEFELD Emma | 03 | TSG Backnang | | | | | | |
| DNS | ERHART Samira Svea | 99 | SC Wiesbaden 1911 | | | | | | |





Fédération Luxembourgeoise
de Natation et de Sauvetage

LUXEMBOURG

LET'S MAKE IT HAPPEN


21st Luxembourg Euro Meet 2019
Luxembourg, 25th - 27th January 2019

Event 32, Women, 200m Medley, Prelim, Open

| Rank | | YB | | Time | Pts | 50m | 100m | 150m | 200m |
|------|--------------------|----|----------------------------|------|-----|-----|------|------|------|
| DNS | FORSON Kaya | 02 | Ghana Swimming | | | | | | |
| DNS | FORSON Zaira | 05 | Ghana Swimming | | | | | | |
| WDR | HIRSCHBERG Marlene | 01 | Hessischer Schwimm-Verband | | | | | | |

Junior

| | | | | | | | | | |
|-----|------------------------|----|----------------------------------|----------------|-------|-------|---------|---------|---------|
| 1. | PALLESEN Victoria Haah | 02 | Denmark Junior | 2:22.37 | 695 A | 31.07 | 1:07.91 | 1:50.17 | 2:22.37 |
| 2. | HERKLE Kim | 03 | SV Cannstatt 1898 e.V. | 2:22.63 | 691 A | 31.68 | 1:09.32 | 1:48.87 | 2:22.63 |
| 3. | GLENISTER Michaella | 02 | Swim England East Midlands | 2:23.01 | 685 A | 31.38 | 1:08.71 | 1:50.03 | 2:23.01 |
| 4. | EBBESSEN Elisabeth Sab | 02 | Denmark Junior | 2:23.50 | 678 A | 29.94 | 1:07.09 | 1:51.19 | 2:23.50 |
| 5. | HUBER Annika | 03 | VFL Sindelfingen | 2:24.69 | 662 B | 31.18 | 1:08.81 | 1:50.24 | 2:24.69 |
| 6. | BROEKHOVEN Lana | 03 | Plymouth Leander SC | 2:24.92 | 659 B | 30.95 | 1:09.60 | 1:50.42 | 2:24.92 |
| 7. | BLOMSTERBERG Thea | 02 | Denmark Junior | 2:25.08 | 656 B | 31.79 | 1:13.09 | 1:50.27 | 2:25.08 |
| 8. | DAVIES Erin | 03 | Swim Wales | 2:25.09 | 656 B | 31.90 | 1:08.74 | 1:51.28 | 2:25.09 |
| 9. | ASPRISSI Karen | 02 | Team Insubrika | 2:25.46 | 651 B | 29.51 | 1:06.69 | 1:50.99 | 2:25.46 |
| 10. | JUNG Maike | 02 | Swimteam Heddos | 2:25.58 | 650 B | 31.72 | 1:11.71 | 1:52.28 | 2:25.58 |
| 11. | MAJOR Scarlet | 03 | Swim Wales | 2:26.03 | 644 R | 31.00 | 1:08.78 | 1:53.44 | 2:26.03 |
| 12. | TANIS Elise | 02 | KNZB-OC | 2:26.07 | 643 R | 30.59 | 1:08.75 | 1:53.34 | 2:26.07 |
| 13. | OSRIN Honey | 03 | Plymouth Leander SC | 2:26.90 | 632 R | 31.05 | 1:07.36 | 1:52.69 | 2:26.90 |
| 14. | MARZIALI Ginevra | 03 | Dimensione Nuoto | 2:27.45 | 625 | 30.93 | 1:09.71 | 1:52.52 | 2:27.45 |
| 15. | SPIERING Femke | 02 | KNZB-OC | 2:28.31 | 614 | 30.98 | 1:09.31 | 1:55.85 | 2:28.31 |
| 16. | MAYOT Axelle | 02 | SPN Poitiers | 2:28.52 | 612 | 32.13 | 1:10.93 | 1:54.19 | 2:28.52 |
| 17. | SCHIMMEL Hilja | 03 | Team West | 2:28.90 | 607 | 31.30 | 1:11.31 | 1:54.37 | 2:28.90 |
| 18. | DUPONT Zia | 02 | FFN Ouest | 2:29.63 | 598 | 31.51 | 1:12.84 | 1:53.70 | 2:29.63 |
| 19. | BROEGGER-ANDERSEN | 02 | Aalborg Svoemmeklub | 2:29.93 | 595 | 31.95 | 1:10.00 | 1:54.91 | 2:29.93 |
| 20. | WIJK Mellie | 02 | Team West | 2:30.00 | 594 | 30.78 | 1:11.15 | 1:54.39 | 2:30.00 |
| 21. | MENSAH Joselle | 03 | Plymouth Leander SC | 2:30.30 | 590 | 31.41 | 1:12.98 | 1:55.84 | 2:30.30 |
| 22. | PETERSEN Sofie Theop | 03 | Denmark Junior | 2:30.35 | 590 | 32.25 | 1:10.70 | 1:57.01 | 2:30.35 |
| 23. | PELLETIER Alizee | 03 | FFN Ouest | 2:30.38 | 589 | 32.78 | 1:12.62 | 1:55.03 | 2:30.38 |
| 24. | ASTEDT Sofia | 03 | Team West | 2:30.59 | 587 | 31.69 | 1:12.65 | 1:56.45 | 2:30.59 |
| 25. | TREGOAT Angeline | 02 | FFN Ouest | 2:30.90 | 583 | 32.38 | 1:09.33 | 1:54.14 | 2:30.90 |
| 26. | VAN WALLENDÆL Sara | 02 | Brabo Zwemclub Antwerpen | 2:31.18 | 580 | 31.95 | 1:09.17 | 1:57.18 | 2:31.18 |
| 27. | VERJE Mara | 03 | VFL Gladbeck 1921 | 2:31.40 | 578 | 32.39 | 1:11.41 | 1:55.62 | 2:31.40 |
| 28. | MATHY Leah | 02 | District Liege Namur Luxembourg | 2:31.47 | 577 | 32.64 | 1:11.96 | 1:57.75 | 2:31.47 |
| 29. | AVRARD Laly | 03 | EN Tours | 2:31.96 | 571 | 30.64 | 1:10.73 | 1:55.95 | 2:31.96 |
| 30. | PETERS Emma | 03 | Fed. Luxembourgeoise de Natation | 2:32.25 | 568 | 31.09 | 1:11.79 | 1:58.21 | 2:32.25 |
| 31. | SOULARD Louann | 03 | FFN Ouest | 2:34.23 | 546 | 32.05 | 1:12.97 | 1:56.50 | 2:34.23 |
| 32. | BURRI Valentina | 03 | Swim Team Lucerne | 2:35.78 | 530 | 33.56 | 1:13.86 | 1:59.83 | 2:35.78 |
| 33. | FABIANI Chanel | 03 | Cercle de Natation Dudelange | 2:36.36 | 524 | 32.76 | 1:12.62 | 2:00.47 | 2:36.36 |
| 34. | MAYE Misty | 02 | Cercle des Nageurs de Sion | 2:36.68 | 521 | 32.09 | 1:14.21 | 2:00.29 | 2:36.68 |
| 35. | CHINA Lucile | 03 | District Liege Namur Luxembourg | 2:37.46 | 513 | 35.99 | 1:16.72 | 2:01.64 | 2:37.46 |
| 36. | BOUTET Cleo | 02 | District Liege Namur Luxembourg | 2:37.76 | 510 | 31.94 | 1:14.38 | 2:00.73 | 2:37.76 |
| 37. | NICKERL Jasmin | 03 | SSG Pforzheim | 2:37.90 | 509 | 32.18 | 1:14.37 | 2:00.51 | 2:37.90 |
| 38. | MENSE Nele | 03 | VFL Gladbeck 1921 | 2:37.91 | 509 | 34.82 | 1:14.68 | 2:00.36 | 2:37.91 |
| 39. | FOGH Laura | 03 | Aarhus Swim | 2:40.99 | 480 | 34.38 | 1:20.76 | 2:03.01 | 2:40.99 |
| 40. | HERDT Jennifer | 02 | SSG Pforzheim | 2:41.27 | 478 * | 32.58 | 1:14.06 | 2:03.99 | 2:41.27 |
| 41. | GUARNACCIA Soledad | 03 | Club Nautique du Val de Fensch | 2:42.85 | 464 * | 32.90 | 1:17.01 | 2:04.53 | 2:42.85 |
| 42. | ZNACHOWSKA Alexandr | 03 | SG Neuss | 2:43.61 | 458 * | 33.46 | 1:16.79 | 2:04.93 | 2:43.61 |
| DNS | SCHMIEDEFELD Emma | 03 | TSG Backnang | | | | | | |
| DNS | FORSON Kaya | 02 | Ghana Swimming | | | | | | |



Fédération Luxembourgeoise
de Natation et de Sauvetage

LUXEMBOURG

LET'S MAKE IT HAPPEN

21st Luxembourg Euro Meet 2019
Luxembourg, 25th - 27th January 2019

Event 32, Women, 200m Medley, Prelim

Youth

| | | | | | | | | | |
|-----|---------------------|------------------------------------|----------------|-----|---|-------|---------|---------|---------|
| 1. | COLBERT Freya | 04 Swim England East Midlands | 2:24.08 | 670 | B | 31.69 | 1:09.21 | 1:51.17 | 2:24.08 |
| 2. | FRANQUINET Ambre | 04 Liege Mosan | 2:25.41 | 652 | B | 31.28 | 1:08.99 | 1:50.57 | 2:25.41 |
| 3. | DE TORRES Rebecca | 04 Swim Wales | 2:30.02 | 594 | | 29.88 | 1:08.98 | 1:53.40 | 2:30.02 |
| 4. | ZWING Katharina | 05 SSG Saar Max Ritter | 2:31.16 | 580 | | 31.28 | 1:11.78 | 1:56.68 | 2:31.16 |
| 5. | GARNIER Juliette | 04 Collectif Nouvelle-Aquitaine | 2:31.79 | 573 | | 32.85 | 1:12.69 | 1:55.85 | 2:31.79 |
| 6. | VAN DROFFELAAR Anna | 04 KNZB-OC | 2:32.23 | 568 | | 31.83 | 1:11.03 | 1:55.26 | 2:32.23 |
| 7. | NOEL Oriana | 04 Plymouth Leander SC | 2:33.83 | 551 | | 31.97 | 1:10.50 | 1:58.24 | 2:33.83 |
| 8. | BROWNRIDGE Aimee | 04 Plymouth Leander SC | 2:35.11 | 537 | | 30.99 | 1:11.02 | 1:56.81 | 2:35.11 |
| 9. | LEDENT Joanne | 05 District Liege Namur Luxembourg | 2:35.43 | 534 | | 33.81 | 1:14.43 | 2:01.68 | 2:35.43 |
| 10. | VOGELMANN Joelle | 05 SV Nikar Heidelberg | 2:36.11 | 527 | | 35.06 | 1:16.32 | 2:01.38 | 2:36.11 |
| 11. | STRUZZI Giulia | 04 Dimensione Nuoto | 2:36.78 | 520 | | 33.16 | 1:15.73 | 2:01.97 | 2:36.78 |
| 12. | APUSHKINSKAYA Anna | 04 SSG Saar Max Ritter | 2:36.79 | 520 | | 33.94 | 1:11.97 | 2:02.32 | 2:36.79 |
| 13. | GASPARD Marie | 05 District Liege Namur Luxembourg | 2:37.35 | 514 | | 33.19 | 1:14.39 | 1:59.06 | 2:37.35 |
| 14. | CHABOT Amelie | 04 District Liege Namur Luxembourg | 2:38.10 | 507 | | 34.29 | 1:15.24 | 2:03.16 | 2:38.10 |
| 15. | VAN DEN BOSCH Julie | 05 Brabo Zwemclub Antwerpen | 2:38.20 | 506 | | 33.88 | 1:13.86 | 2:01.53 | 2:38.20 |
| 16. | ROSE Rianne | 05 Hessischer Schwimm-Verband | 2:39.01 | 498 | | 32.65 | 1:14.92 | 2:03.98 | 2:39.01 |
| 17. | KILDAHL Sarah | 04 Aarhus Swim | 2:39.70 | 492 | | 34.02 | 1:17.59 | 2:01.65 | 2:39.70 |
| 18. | FEYEN Lindsay | 05 Brabo Zwemclub Antwerpen | 2:40.38 | 486 | | 34.78 | 1:13.77 | 2:03.44 | 2:40.38 |
| 19. | MEKHTOUB Jade | 04 CD54 Natation | 2:40.66 | 483 | | 33.28 | 1:16.19 | 2:04.55 | 2:40.66 |
| 20. | KUHLMANN Marie | 05 VFL Gladbeck 1921 | 2:40.94 | 481 | | 33.47 | 1:14.12 | 2:03.16 | 2:40.94 |
| 21. | MUELLER Jolina | 04 SSG Saar Max Ritter | 2:42.00 | 471 | | 36.80 | 1:19.71 | 2:05.66 | 2:42.00 |
| 22. | BEAUDOT Laly | 04 District Liege Namur Luxembourg | 2:42.12 | 470 | | 34.22 | 1:16.38 | 2:07.29 | 2:42.12 |
| 23. | PREHN Yvonne | 05 SSG Pforzheim | 2:42.25 | 469 | | 34.35 | 1:17.52 | 2:05.57 | 2:42.25 |
| 24. | KNAPPE Finja | 05 1. Paderborner SV | 2:42.28 | 469 | | 34.67 | 1:19.03 | 2:04.10 | 2:42.28 |
| DNS | FORSON Zaira | 05 Ghana Swimming | | | | | | | |





Fédération Luxembourgeoise
de Natation et de Sauvetage

LUXEMBOURG

LET'S MAKE IT HAPPEN

21st Luxembourg Euro Meet 2019
Luxembourg, 25th - 27th January 2019

Event 33 Men, 200m Medley 2004 and older
27.01.2019 - 9:25 sponsored by: Sales-Lentz Results Prelim

| | | | | | |
|-----------------|---------|-------------|-----|----------------|------------|
| Meet Record | 1:59.01 | CSEH Laszlo | HUN | Luxembourg | 30.01.2016 |
| World Record | 1:54.00 | LOCHTE Ryan | USA | Shanghai (CHN) | 28.07.2011 |
| European Record | 1:55.18 | CSEH Laszlo | HUN | Rome (ITA) | 29.07.2009 |

Open 19 +: 2:16.15 / Junior 17 - 18: 2:24.10 / Youth 15 - 16: 2:28.85

Points: FINA 2018

| Rank | | YB | | Time | Pts | | 50m | 100m | 150m | 200m |
|------|------------------------|----|----------------------------------|----------------|-----|---|-------|---------|---------|---------|
| Open | | | | | | | | | | |
| 1. | STACCHIOTTI Raphael | 92 | Fed. Luxembourgeoise de Natation | 2:03.94 | 778 | A | 26.62 | 58.81 | 1:34.49 | 2:03.94 |
| 2. | VERRASZTO David | 88 | Team Hungary | 2:04.01 | 776 | A | 27.61 | 59.30 | 1:34.93 | 2:04.01 |
| 3. | KNIPPING Arjan | 94 | PSV | 2:05.06 | 757 | A | 26.68 | 59.42 | 1:34.47 | 2:05.06 |
| 4. | STUPIN Maxim | 00 | Moscow Club | 2:05.17 | 755 | A | 26.58 | 58.51 | 1:34.13 | 2:05.17 |
| 5. | RAZZETTI Alberto | 99 | Italian Swimming Federation | 2:06.65 | 729 | A | 26.50 | 59.35 | 1:35.57 | 2:06.65 |
| 6. | FLOHR Julius | 95 | Hessischer Schwimm-Verband | 2:07.20 | 719 | A | 26.53 | 59.31 | 1:36.51 | 2:07.20 |
| 7. | SHEMBEREV Maksym | 93 | Azerbaijan | 2:07.82 | 709 | A | 28.15 | 1:01.48 | 1:36.80 | 2:07.82 |
| 8. | HEIDTMANN Jacob | 94 | Swim-Team Elmshorn | 2:08.01 | 706 | A | 27.68 | 1:01.24 | 1:38.46 | 2:08.01 |
| 9. | STROEBEK Lucas Bruun | 01 | Denmark Junior | 2:09.19 | 687 | A | 28.15 | 1:01.54 | 1:40.23 | 2:09.19 |
| 10. | SCHMIDT Danny | 01 | Hessischer Schwimm-Verband | 2:09.87 | 676 | A | 28.20 | 1:02.24 | 1:41.37 | 2:09.87 |
| 11. | MANETSCH Lucas | 96 | Schwimmclub Uster Wallisellen | 2:10.37 | 668 | B | 28.13 | 1:02.22 | 1:39.52 | 2:10.37 |
| 12. | EICH Alexander | 02 | Dresdner SC 1898 e.V. | 2:10.70 | 663 | B | 27.67 | 1:00.45 | 1:39.00 | 2:10.70 |
| 13. | ELLEGAARD Arthur Daler | 01 | Denmark Junior | 2:10.82 | 661 | B | 28.17 | 1:02.39 | 1:40.82 | 2:10.82 |
| 14. | KOST Tim Dennis | 02 | SV Nikar Heidelberg | 2:10.92 | 660 | B | 28.83 | 1:02.75 | 1:39.93 | 2:10.92 |
| 15. | VALENTI Thomas | 02 | Polisportiva Comunale Riccione | 2:11.63 | 649 | B | 27.46 | 1:01.23 | 1:41.24 | 2:11.63 |
| 16. | BLANCH Nicolas | 97 | Aalborg Svoemmeklub | 2:12.64 | 634 | B | 27.74 | 1:02.49 | 1:42.74 | 2:12.64 |
| 17. | JODIN Mateo | 01 | FFN Ouest | 2:12.66 | 634 | B | 27.61 | 1:02.01 | 1:41.73 | 2:12.66 |
| 18. | HOELBLING Alexander | 01 | ATUS Knittelfeld | 2:13.55 | 621 | B | 28.18 | 1:02.26 | 1:41.77 | 2:13.55 |
| 19. | CHOOYIN Benjamin | 02 | Swim Wales | 2:13.58 | 621 | B | 27.76 | 1:01.80 | 1:41.31 | 2:13.58 |
| 20. | CARNEIRO Joao | 03 | Swimming Luxembourg | 2:13.64 | 620 | B | 27.89 | 1:03.80 | 1:42.68 | 2:13.64 |
| 21. | ZDZIEBLO Piotr | 02 | WKS Slask | 2:13.70 | 619 | R | 28.34 | 1:03.12 | 1:42.70 | 2:13.70 |
| 22. | TROIANOVSKIY Ihor | 02 | Ukrainian Swimming Federation | 2:13.75 | 619 | R | 27.09 | 1:01.54 | 1:41.63 | 2:13.75 |
| 23. | LE PAPE Thomas | 03 | FFN Ouest | 2:13.76 | 619 | R | 28.69 | 1:04.64 | 1:43.66 | 2:13.76 |
| 24. | NISSEN Jakob Strunge | 02 | Denmark Junior | 2:14.13 | 613 | R | 29.65 | 1:03.40 | 1:44.23 | 2:14.13 |
| 25. | SPEAKMAN Zachariah | 02 | Swim Wales | 2:14.35 | 610 | | 28.38 | 1:01.79 | 1:41.98 | 2:14.35 |
| 26. | ANDERSEN Christoffer H | 02 | Denmark Junior | 2:14.44 | 609 | | 28.35 | 1:04.51 | 1:44.24 | 2:14.44 |
| 27. | SCHMIDT Aaron | 00 | SG Neuss | 2:14.47 | 609 | | 28.15 | 1:04.29 | 1:44.56 | 2:14.47 |
| 28. | KHRYPUNOV Yevgen | 02 | Ukrainian Swimming Federation | 2:14.59 | 607 | | 27.88 | 1:02.34 | 1:42.34 | 2:14.59 |
| 29. | ROMANCHUK Mykhaylo | 96 | Energy Standard | 2:14.76 | 605 | | 29.32 | 1:05.49 | 1:44.93 | 2:14.76 |
| 30. | LINDHOLM Oskar | 01 | Denmark Junior | 2:15.02 | 601 | | 28.58 | 1:05.59 | 1:44.99 | 2:15.02 |
| 31. | TULLBERG Sebastian | 00 | Denmark Senior | 2:15.17 | 599 | | 27.37 | 1:02.19 | 1:44.20 | 2:15.17 |
| 32. | MATZERATH Lucas | 00 | Hessischer Schwimm-Verband | 2:15.51 | 595 | | 29.40 | 1:08.84 | 1:42.64 | 2:15.51 |
| 33. | SOULARD Nathanael | 01 | FFN Ouest | 2:15.54 | 594 | | 29.48 | 1:06.58 | 1:43.95 | 2:15.54 |
| 34. | KRASNIQI Arti | 99 | Swim-Team Elmshorn | 2:15.66 | 593 | | 28.31 | 1:03.38 | 1:44.40 | 2:15.66 |
| 35. | HART James | 04 | Plymouth Leander SC | 2:15.80 | 591 | | 28.04 | 1:01.58 | 1:44.16 | 2:15.80 |
| 36. | SKRYDSTRUP Aksel | 01 | Aarhus Swim | 2:15.95 | 589 | | 30.25 | 1:07.82 | 1:44.51 | 2:15.95 |
| 37. | RICHARDS Owen | 01 | Swim Wales | 2:16.22 | 586 | | 28.49 | 1:03.94 | 1:45.01 | 2:16.22 |
| 38. | STEFFENS Lennart | 01 | SG Bayer | 2:16.40 | 583 | | 28.53 | 1:03.61 | 1:44.03 | 2:16.40 |
| 39. | DE MEYER Niels | 02 | Brabo Zwemclub Antwerpen | 2:16.42 | 583 | | 29.52 | 1:06.15 | 1:44.39 | 2:16.42 |
| 40. | DOMINIAK Kacper | 00 | WKS Slask | 2:16.70 | 579 | * | 28.86 | 1:05.21 | 1:46.92 | 2:16.70 |
| 41. | ARNOLD Toby | 01 | Swim England East Midlands | 2:16.77 | 579 | | 29.58 | 1:08.47 | 1:45.01 | 2:16.77 |
| 42. | WILLIAMS Joshua | 02 | Swim Wales | 2:16.95 | 576 | | 28.35 | 1:02.92 | 1:45.95 | 2:16.95 |
| 43. | PREECE Aron | 99 | Nova Centurion SC | 2:17.92 | 564 | * | 28.88 | 1:05.70 | 1:46.83 | 2:17.92 |
| 44. | JOZKOW Cezary | 01 | WKS Slask | 2:18.07 | 562 | | 28.96 | 1:06.18 | 1:46.86 | 2:18.07 |



Fédération Luxembourgeoise
de Natation et de Sauvetage**LUXEMBOURG**


LET'S MAKE IT HAPPEN

21st Luxembourg Euro Meet 2019
Luxembourg, 25th - 27th January 2019

Event 33, Men, 200m Medley, Prelim, Open

| Rank | | YB | Time | Pts | 50m | 100m | 150m | 200m |
|------|----------------------|-------------------------------------|----------------|-------|-------|---------|---------|---------|
| 45. | MAKSUMOV Ernest | 97 Moscow Club | 2:18.14 | 562 * | 29.09 | 1:06.17 | 1:48.35 | 2:18.14 |
| 46. | SAVVA Theo | 02 Swim Wales | 2:18.44 | 558 | 28.92 | 1:03.78 | 1:45.36 | 2:18.44 |
| 47. | TANGHE Kasper | 04 Brabo Zwemclub Antwerpen | 2:18.65 | 555 | 29.82 | 1:06.74 | 1:45.05 | 2:18.65 |
| 48. | KERSHAW Charles | 02 Plymouth Leander SC | 2:18.69 | 555 | 29.21 | 1:05.26 | 1:45.71 | 2:18.69 |
| 49. | GDANIEC Hubert | 04 Plymouth Leander SC | 2:18.93 | 552 | 30.05 | 1:07.63 | 1:48.20 | 2:18.93 |
| 50. | LEWIS James | 98 Swim Wales | 2:19.11 | 550 * | 29.71 | 1:09.54 | 1:45.70 | 2:19.11 |
| 51. | SCHMIDT Marten | 02 SSG Saar Max Ritter | 2:19.35 | 547 | 29.75 | 1:08.01 | 1:48.22 | 2:19.35 |
| 52. | KEBER Christian | 98 SC Wiesbaden 1911 | 2:19.49 | 545 * | 28.49 | 1:04.93 | 1:47.43 | 2:19.49 |
| 53. | KANTZENBACH Jon | 02 Hessischer Schwimm-Verband | 2:19.61 | 544 | 29.09 | 1:06.91 | 1:48.83 | 2:19.61 |
| 54. | WILLIM Yannis Merlin | 99 SG Bayer | 2:19.87 | 541 * | 29.62 | 1:09.15 | 1:46.67 | 2:19.87 |
| 55. | PLOWMAN Archie | 01 Swim England East Midlands | 2:20.13 | 538 | 30.30 | 1:05.75 | 1:47.58 | 2:20.13 |
| 56. | VAN AGGELEN Tobias | 04 SG Neuss | 2:20.35 | 535 | 28.65 | 1:06.56 | 1:47.86 | 2:20.35 |
| 57. | SKALSKI Maximilian | 02 TV 1843 Dillenburg | 2:20.74 | 531 | 29.57 | 1:07.65 | 1:48.72 | 2:20.74 |
| 58. | BECKERS Felix | 01 Fed. Luxembourgeoise de Natation | 2:20.88 | 529 | 29.36 | 1:08.35 | 1:49.29 | 2:20.88 |
| 59. | KRAJENSKI Till | 04 SSF Bonn | 2:21.00 | 528 | 30.33 | 1:08.19 | 1:47.74 | 2:21.00 |
| 60. | MASCARENHAS Henrique | 01 Plymouth Leander SC | 2:21.04 | 528 | 29.44 | 1:07.17 | 1:49.71 | 2:21.04 |
| 61. | JONES Reid | 02 Plymouth Leander SC | 2:21.39 | 524 | 28.72 | 1:04.24 | 1:45.42 | 2:21.39 |
| 62. | MARCHER Lucas | 02 Club Nautique du Val de Fensch | 2:21.77 | 519 | 30.81 | 1:06.94 | 1:48.22 | 2:21.77 |
| 63. | DUDAS Daniel | 94 Iron Swim | 2:21.87 | 518 * | 27.98 | 1:06.69 | 1:48.89 | 2:21.87 |
| 64. | GANSS Julius | 02 SV Nikar Heidelberg | 2:22.00 | 517 | 30.91 | 1:09.88 | 1:50.82 | 2:22.00 |
| 65. | VARELA Aslak | 03 Plymouth Leander SC | 2:22.05 | 516 | 30.32 | 1:09.89 | 1:48.49 | 2:22.05 |
| 66. | ADILGEREYEV Adil | 02 Dostyk Aktobe | 2:22.74 | 509 | 28.86 | 1:07.35 | 1:49.66 | 2:22.74 |
| 67. | EPNER Moritz | 03 SC Wiesbaden 1911 | 2:22.80 | 508 | 29.57 | 1:07.78 | 1:48.23 | 2:22.80 |
| 68. | LANGLEY Lawrence | 01 Aalborg Svoemmeklub | 2:23.59 | 500 | 29.58 | 1:09.52 | 1:50.58 | 2:23.59 |
| 69. | FRANCOIS Mathias | 03 District Liege Namur Luxembourg | 2:23.68 | 499 | 30.26 | 1:10.13 | 1:51.60 | 2:23.68 |
| 70. | PAZDUR Dorian | 03 CD54 Natation | 2:23.98 | 496 | 29.72 | 1:05.31 | 1:50.12 | 2:23.98 |
| 71. | JEDEL Christopher | 95 Team West | 2:24.22 | 493 * | 30.03 | 1:05.65 | 1:50.58 | 2:24.22 |
| 72. | LANNERS Nicolas | 04 Fed. Luxembourgeoise de Natation | 2:24.93 | 486 | 29.76 | 1:07.90 | 1:52.53 | 2:24.93 |
| 73. | STIEF Fabio | 03 SC Neustadt/Weinstr. | 2:25.41 | 481 | 31.35 | 1:09.81 | 1:51.59 | 2:25.41 |
| | PETERWITZ Andre | 99 SC Wiesbaden 1911 | 2:25.41 | 481 * | 30.25 | 1:10.40 | 1:52.38 | 2:25.41 |
| 75. | NORTH Oscar | 03 Plymouth Leander SC | 2:25.43 | 481 | 30.07 | 1:08.28 | 1:52.35 | 2:25.43 |
| 76. | WUILLIEZ Jadon | 02 Plymouth Leander SC | 2:25.63 | 479 * | 30.90 | 1:09.19 | 1:49.89 | 2:25.63 |
| 77. | LOURTIE Theo | 04 District Liege Namur Luxembourg | 2:26.13 | 474 | 30.50 | 1:09.24 | 1:52.56 | 2:26.13 |
| 78. | ROLKO Ricky | 99 Fed. Luxembourgeoise de Natation | 2:26.84 | 467 * | 29.60 | 1:11.18 | 1:52.87 | 2:26.84 |
| 79. | SIEMUND Benjamin | 03 SG Poseidon Eppenheim | 2:26.88 | 467 | 31.18 | 1:09.66 | 1:53.33 | 2:26.88 |
| 80. | KRUEGER Nicolas | 03 SC Wiesbaden 1911 | 2:27.26 | 463 | 30.72 | 1:07.42 | 1:53.55 | 2:27.26 |
| 81. | PERLA Edoardo | 01 Polisportiva Comunale Riccione | 2:27.79 | 458 * | 31.38 | 1:10.42 | 1:54.86 | 2:27.79 |
| 82. | WERNER Nick | 01 SSG Saar Max Ritter | 2:27.91 | 457 * | 30.46 | 1:09.79 | 1:54.06 | 2:27.91 |
| 83. | SIMAO NOGUEIRA Joao | 04 Schwammclub Deifferdang | 2:28.21 | 455 | 29.36 | 1:07.54 | 1:52.21 | 2:28.21 |
| 84. | PARMENTIER Aymeric | 93 Boust | 2:28.95 | 448 * | 31.50 | 1:10.21 | 1:54.59 | 2:28.95 |
| 85. | SONNENBERG Philipp | 04 SC Neustadt/Weinstr. | 2:29.81 | 440 * | 29.66 | 1:10.44 | 1:55.92 | 2:29.81 |
| 86. | WOOLLEY Haydn | 01 Plymouth Leander SC | 2:30.55 | 434 * | 31.79 | 1:13.33 | 1:54.39 | 2:30.55 |
| DNS | GORDO Salvador | 03 Plymouth Leander SC | | | | | | |
| DNS | WASHBURN Finlay | 04 Plymouth Leander SC | | | | | | |
| DNS | LAVEN Henrik | 03 SC Neustadt/Weinstr. | | | | | | |
| DNS | ZIEMANN Felix | 97 SC Wiesbaden 1911 | | | | | | |
| DNS | KONZ Alexander | 99 SG Bayer | | | | | | |
| WDR | VAN DEN HEUVEL Quinn | 01 KNZB-OC | | | | | | |
| WDR | WALTZING Loic | 00 Schwammclub Deifferdang | | | | | | |



FLNS
LUXEMBOURGFédération Luxembourgeoise
de Natation et de Sauvetage

LUXEMBOURG

LET'S MAKE IT HAPPEN

21st Luxembourg Euro Meet 2019
Luxembourg, 25th - 27th January 2019

Event 33, Men, 200m Medley, Prelim


Junior

| | | | | | | | | | |
|-----|--------------------------|-------------------------------------|----------------|-----|---|-------|---------|---------|---------|
| 1. | STROEBEK Lucas Bruun01 | Denmark Junior | 2:09.19 | 687 | A | 28.15 | 1:01.54 | 1:40.23 | 2:09.19 |
| 2. | SCHMIDT Danny | 01 Hessischer Schwimm-Verband | 2:09.87 | 676 | A | 28.20 | 1:02.24 | 1:41.37 | 2:09.87 |
| 3. | EICH Alexander | 02 Dresdner SC 1898 e.V. | 2:10.70 | 663 | B | 27.67 | 1:00.45 | 1:39.00 | 2:10.70 |
| 4. | ELLEGAARD Arthur Daler01 | Denmark Junior | 2:10.82 | 661 | B | 28.17 | 1:02.39 | 1:40.82 | 2:10.82 |
| 5. | KOST Tim Dennis | 02 SV Nikar Heidelberg | 2:10.92 | 660 | B | 28.83 | 1:02.75 | 1:39.93 | 2:10.92 |
| 6. | VALENTI Thomas | 02 Polisportiva Comunale Riccione | 2:11.63 | 649 | B | 27.46 | 1:01.23 | 1:41.24 | 2:11.63 |
| 7. | JODIN Mateo | 01 FFN Ouest | 2:12.66 | 634 | B | 27.61 | 1:02.01 | 1:41.73 | 2:12.66 |
| 8. | HOELBLING Alexander | 01 ATUS Knittelfeld | 2:13.55 | 621 | B | 28.18 | 1:02.26 | 1:41.77 | 2:13.55 |
| 9. | CHOOYIN Benjamin | 02 Swim Wales | 2:13.58 | 621 | B | 27.76 | 1:01.80 | 1:41.31 | 2:13.58 |
| 10. | ZDZIEBLO Piotr | 02 WKS Slask | 2:13.70 | 619 | R | 28.34 | 1:03.12 | 1:42.70 | 2:13.70 |
| 11. | TROIANOVSKIY Ihor | 02 Ukrainian Swimming Federation | 2:13.75 | 619 | R | 27.09 | 1:01.54 | 1:41.63 | 2:13.75 |
| 12. | NISSEN Jakob Strunge | 02 Denmark Junior | 2:14.13 | 613 | R | 29.65 | 1:03.40 | 1:44.23 | 2:14.13 |
| 13. | SPEAKMAN Zachariah | 02 Swim Wales | 2:14.35 | 610 | | 28.38 | 1:01.79 | 1:41.98 | 2:14.35 |
| 14. | ANDERSEN Christoffer H02 | Denmark Junior | 2:14.44 | 609 | | 28.35 | 1:04.51 | 1:44.24 | 2:14.44 |
| 15. | KHRYPUNOV Yevgen | 02 Ukrainian Swimming Federation | 2:14.59 | 607 | | 27.88 | 1:02.34 | 1:42.34 | 2:14.59 |
| 16. | LINDHOLM Oskar | 01 Denmark Junior | 2:15.02 | 601 | | 28.58 | 1:05.59 | 1:44.99 | 2:15.02 |
| 17. | SOULARD Nathanael | 01 FFN Ouest | 2:15.54 | 594 | | 29.48 | 1:06.58 | 1:43.95 | 2:15.54 |
| 18. | SKRYDSTRUP Aksel | 01 Aarhus Swim | 2:15.95 | 589 | | 30.25 | 1:07.82 | 1:44.51 | 2:15.95 |
| 19. | RICHARDS Owen | 01 Swim Wales | 2:16.22 | 586 | | 28.49 | 1:03.94 | 1:45.01 | 2:16.22 |
| 20. | STEFFENS Lennart | 01 SG Bayer | 2:16.40 | 583 | | 28.53 | 1:03.61 | 1:44.03 | 2:16.40 |
| 21. | DE MEYER Niels | 02 Brabo Zwemclub Antwerpen | 2:16.42 | 583 | | 29.52 | 1:06.15 | 1:44.39 | 2:16.42 |
| 22. | ARNOLD Toby | 01 Swim England East Midlands | 2:16.77 | 579 | | 29.58 | 1:08.47 | 1:45.01 | 2:16.77 |
| 23. | WILLIAMS Joshua | 02 Swim Wales | 2:16.95 | 576 | | 28.35 | 1:02.92 | 1:45.95 | 2:16.95 |
| 24. | JOZKOW Cezary | 01 WKS Slask | 2:18.07 | 562 | | 28.96 | 1:06.18 | 1:46.86 | 2:18.07 |
| 25. | SAVVA Theo | 02 Swim Wales | 2:18.44 | 558 | | 28.92 | 1:03.78 | 1:45.36 | 2:18.44 |
| 26. | KERSHAW Charles | 02 Plymouth Leander SC | 2:18.69 | 555 | | 29.21 | 1:05.26 | 1:45.71 | 2:18.69 |
| 27. | SCHMIDT Marten | 02 SSG Saar Max Ritter | 2:19.35 | 547 | | 29.75 | 1:08.01 | 1:48.22 | 2:19.35 |
| 28. | KANTZENBACH Jon | 02 Hessischer Schwimm-Verband | 2:19.61 | 544 | | 29.09 | 1:06.91 | 1:48.83 | 2:19.61 |
| 29. | PLOWMAN Archie | 01 Swim England East Midlands | 2:20.13 | 538 | | 30.30 | 1:05.75 | 1:47.58 | 2:20.13 |
| 30. | SKALSKI Maximilian | 02 TV 1843 Dillenburg | 2:20.74 | 531 | | 29.57 | 1:07.65 | 1:48.72 | 2:20.74 |
| 31. | BECKERS Felix | 01 Fed. Luxembourgeoise de Natation | 2:20.88 | 529 | | 29.36 | 1:08.35 | 1:49.29 | 2:20.88 |
| 32. | MASCARENHAS Henrique | 01 Plymouth Leander SC | 2:21.04 | 528 | | 29.44 | 1:07.17 | 1:49.71 | 2:21.04 |
| 33. | JONES Reid | 02 Plymouth Leander SC | 2:21.39 | 524 | | 28.72 | 1:04.24 | 1:45.42 | 2:21.39 |
| 34. | MARCHER Lucas | 02 Club Nautique du Val de Fensch | 2:21.77 | 519 | | 30.81 | 1:06.94 | 1:48.22 | 2:21.77 |
| 35. | GANSS Julius | 02 SV Nikar Heidelberg | 2:22.00 | 517 | | 30.91 | 1:09.88 | 1:50.82 | 2:22.00 |
| 36. | ADILGEREYEV Adil | 02 Dostyk Aktobe | 2:22.74 | 509 | | 28.86 | 1:07.35 | 1:49.66 | 2:22.74 |
| 37. | LANGLEY Lawrence | 01 Aalborg Svoemmeklub | 2:23.59 | 500 | | 29.58 | 1:09.52 | 1:50.58 | 2:23.59 |
| 38. | WUILLIEZ Jadon | 02 Plymouth Leander SC | 2:25.63 | 479 | * | 30.90 | 1:09.19 | 1:49.89 | 2:25.63 |
| 39. | PERLA Edoardo | 01 Polisportiva Comunale Riccione | 2:27.79 | 458 | * | 31.38 | 1:10.42 | 1:54.86 | 2:27.79 |
| 40. | WERNER Nick | 01 SSG Saar Max Ritter | 2:27.91 | 457 | * | 30.46 | 1:09.79 | 1:54.06 | 2:27.91 |
| 41. | WOOLLEY Haydn | 01 Plymouth Leander SC | 2:30.55 | 434 | * | 31.79 | 1:13.33 | 1:54.39 | 2:30.55 |
| WDR | VAN DEN HEUVEL Quinn01 | KNZB-OC | | | | | | | |

Youth

| | | | | | | | | | |
|----|--------------------|-----------------------------|----------------|-----|---|-------|---------|---------|---------|
| 1. | CARNEIRO Joao | 03 Swimming Luxembourg | 2:13.64 | 620 | B | 27.89 | 1:03.80 | 1:42.68 | 2:13.64 |
| 2. | LE PAPE Thomas | 03 FFN Ouest | 2:13.76 | 619 | R | 28.69 | 1:04.64 | 1:43.66 | 2:13.76 |
| 3. | HART James | 04 Plymouth Leander SC | 2:15.80 | 591 | | 28.04 | 1:01.58 | 1:44.16 | 2:15.80 |
| 4. | TANGHE Kasper | 04 Brabo Zwemclub Antwerpen | 2:18.65 | 555 | | 29.82 | 1:06.74 | 1:45.05 | 2:18.65 |
| 5. | GDANIEC Hubert | 04 Plymouth Leander SC | 2:18.93 | 552 | | 30.05 | 1:07.63 | 1:48.20 | 2:18.93 |
| 6. | VAN AGGELEN Tobias | 04 SG Neuss | 2:20.35 | 535 | | 28.65 | 1:06.56 | 1:47.86 | 2:20.35 |
| 7. | KRAJENSKI Till | 04 SSF Bonn | 2:21.00 | 528 | | 30.33 | 1:08.19 | 1:47.74 | 2:21.00 |





Fédération Luxembourgeoise
de Natation et de Sauvetage

LUXEMBOURG

LET'S MAKE IT HAPPEN

21st Luxembourg Euro Meet 2019
Luxembourg, 25th - 27th January 2019

Event 33, Boys, 200m Medley, Prelim, Youth

| Rank | | YB | | Time | Pts | 50m | 100m | 150m | 200m |
|------|---------------------|----|----------------------------------|----------------|-------|-------|---------|---------|---------|
| 8. | VARELA Aslak | 03 | Plymouth Leander SC | 2:22.05 | 516 | 30.32 | 1:09.89 | 1:48.49 | 2:22.05 |
| 9. | EPNER Moritz | 03 | SC Wiesbaden 1911 | 2:22.80 | 508 | 29.57 | 1:07.78 | 1:48.23 | 2:22.80 |
| 10. | FRANCOIS Mathias | 03 | District Liege Namur Luxembourg | 2:23.68 | 499 | 30.26 | 1:10.13 | 1:51.60 | 2:23.68 |
| 11. | PAZDUR Dorian | 03 | CD54 Natation | 2:23.98 | 496 | 29.72 | 1:05.31 | 1:50.12 | 2:23.98 |
| 12. | LANNERS Nicolas | 04 | Fed. Luxembourgeoise de Natation | 2:24.93 | 486 | 29.76 | 1:07.90 | 1:52.53 | 2:24.93 |
| 13. | STIEF Fabio | 03 | SC Neustadt/Weinstr. | 2:25.41 | 481 | 31.35 | 1:09.81 | 1:51.59 | 2:25.41 |
| 14. | NORTH Oscar | 03 | Plymouth Leander SC | 2:25.43 | 481 | 30.07 | 1:08.28 | 1:52.35 | 2:25.43 |
| 15. | LOURTIE Theo | 04 | District Liege Namur Luxembourg | 2:26.13 | 474 | 30.50 | 1:09.24 | 1:52.56 | 2:26.13 |
| 16. | SIEMUND Benjamin | 03 | SG Poseidon Eppenheim | 2:26.88 | 467 | 31.18 | 1:09.66 | 1:53.33 | 2:26.88 |
| 17. | KRUEGER Nicolas | 03 | SC Wiesbaden 1911 | 2:27.26 | 463 | 30.72 | 1:07.42 | 1:53.55 | 2:27.26 |
| 18. | SIMAO NOGUEIRA Joao | 04 | Schwammclub Deifferdang | 2:28.21 | 455 | 29.36 | 1:07.54 | 1:52.21 | 2:28.21 |
| 19. | SONNENBERG Philipp | 04 | SC Neustadt/Weinstr. | 2:29.81 | 440 * | 29.66 | 1:10.44 | 1:55.92 | 2:29.81 |
| DNS | GORDO Salvador | 03 | Plymouth Leander SC | | | | | | |
| DNS | WASHBURN Finlay | 04 | Plymouth Leander SC | | | | | | |
| DNS | LAVEN Henrik | 03 | SC Neustadt/Weinstr. | | | | | | |



Fédération Luxembourgeoise
de Natation et de Sauvetage**LUXEMBOURG**

LET'S MAKE IT HAPPEN

21st Luxembourg Euro Meet 2019
Luxembourg, 25th - 27th January 2019

Event 34

27.01.2019 - 9:40

Women, 100m Freestyle

sponsored by: Ministère des Sports

2005 and older

Results Prelim

| | | | | | |
|-----------------|-------|------------------|-----|----------------|------------|
| Meet Record | 53.21 | SJOESTROEM Sarah | SWE | Luxembourg | 29.01.2017 |
| World Record | 51.71 | SJOESTROEM Sarah | SWE | Budapest (HUN) | 23.07.2017 |
| European Record | 51.71 | SJOESTROEM Sarah | SWE | Budapest (HUN) | 23.07.2017 |

Open 18 +: 1:01.70 / Junior 16 - 17: 1:05.00 / Youth 14 - 15: 1:07.00

Points: FINA 2018

| Rank | YB | | Time | Pts | 50m | 100m |
|------|----|---|--------------|-------|-------|-------|
| Open | | | | | | |
| 1. | 93 | SJOESTROM Sarah Energy Standard | 54.06 | 875 A | 25.95 | 54.06 |
| 2. | 95 | KOST Nina Schwimmclub Uster Wallisellen | 55.26 | 819 A | 26.71 | 55.26 |
| 3. | 93 | FOOS Reva Hessischer Schwimm-Verband | 55.71 | 799 A | 27.06 | 55.71 |
| 4. | 89 | HOSSZU Katinka Iron Swim | 55.75 | 797 A | 27.33 | 55.75 |
| 5. | 89 | UGOLKOVA Maria Schwimmclub Uster Wallisellen | 56.14 | 781 A | 27.29 | 56.14 |
| 6. | 93 | DI PIETRO Silvia Italian Swimming Federation | 56.26 | 776 A | 27.23 | 56.26 |
| 7. | 86 | FERRAIOLI Erika Italian Swimming Federation | 56.30 | 774 A | 27.33 | 56.30 |
| 8. | 00 | MROZINSKI Julia SGS Hamburg | 56.74 | 756 A | 27.35 | 56.74 |
| 9. | 03 | MALUKA Ieva BJSS Ridzene DSN | 57.02 | 745 A | 27.57 | 57.02 |
| 10. | 98 | HOEPINK Lisa SG Essen | 57.04 | 745 A | 27.44 | 57.04 |
| 11. | 02 | EBBESSEN Elisabeth Sabroe Denmark Junior | 57.16 | 740 B | 27.89 | 57.16 |
| 12. | 95 | MASSON Rachel-Louise Edinburgh University | 57.18 | 739 B | 27.51 | 57.18 |
| 13. | 02 | BARRETT Karoline Denmark Junior | 57.32 | 734 B | 27.38 | 57.32 |
| 14. | 98 | VAN ROON Valerie KNZB | 57.42 | 730 B | 27.22 | 57.42 |
| 15. | 01 | BORRA Giulia Team Insubrika | 57.49 | 727 B | 28.07 | 57.49 |
| 16. | 03 | LE BRIS Clara FFN Ouest | 57.98 | 709 B | 28.15 | 57.98 |
| 17. | 99 | PILHATSCH Caroline AT Graz | 58.09 | 705 B | 27.89 | 58.09 |
| 18. | 88 | PROUFF Faustine Stade de Vanves | 58.12 | 704 B | 27.69 | 58.12 |
| 19. | 03 | KLEYBOLDT Rosalie SC Wiesbaden 1911 | 58.13 | 703 B | 28.08 | 58.13 |
| 20. | 90 | BIANCHI Ilaria Italian Swimming Federation | 58.14 | 703 B | 27.83 | 58.14 |
| 21. | 01 | VAN NUNEN Sam PSV | 58.19 | 701 R | 27.83 | 58.19 |
| 22. | 89 | VERRASZTO Evelyn Team Hungary | 58.22 | 700 R | 28.14 | 58.22 |
| 23. | 03 | SLEVIN Mia Swim England East Midlands | 58.29 | 698 R | 28.65 | 58.29 |
| 24. | 02 | MORRIS Ciara Swim Wales | 58.41 | 693 R | 28.03 | 58.41 |
| 25. | 98 | ZANDRINGA Kinge KNZB | 58.42 | 693 | 27.96 | 58.42 |
| 26. | 02 | ALLISON Megan Swim Wales | 58.48 | 691 | 28.15 | 58.48 |
| 27. | 99 | CELAR Selina DSW 1912 Darmstadt | 58.54 | 689 | 28.12 | 58.54 |
| 28. | 01 | MAZZONI Samanta Polisportiva Comunale Riccione | 58.65 | 685 | 28.99 | 58.65 |
| 29. | 03 | WIZARD Betsy Swim England East Midlands | 58.80 | 680 | 28.35 | 58.80 |
| | 00 | OTTESEN Camilla Aalborg Svømmeklub | 58.80 | 680 | 28.30 | 58.80 |
| 31. | 01 | HESSION Lauren Plymouth Leander SC | 58.89 | 677 | 28.40 | 58.89 |
| 32. | 98 | OLIVIER Monique Fed. Luxembourgeoise de Natation | 58.94 | 675 | 28.74 | 58.94 |
| 33. | 99 | HOLDEN Polly Nova Centurion SC | 58.96 | 674 | 29.24 | 58.96 |
| 34. | 99 | HAWORTH Tara Edinburgh University | 59.01 | 672 | 29.11 | 59.01 |
| 35. | 03 | ASTEDT Sofia Team West | 59.08 | 670 | 28.72 | 59.08 |
| 36. | 01 | NUNES Chefanja KNZB-OC | 59.15 | 668 | 28.52 | 59.15 |
| 37. | 01 | EHRING Mareike VFL Gladbeck 1921 | 59.17 | 667 | 28.13 | 59.17 |
| 38. | 04 | PRITCHARD Chloe Swim Wales | 59.36 | 661 | 28.48 | 59.36 |
| 39. | 02 | INGOGLIA Joanne FFN Ouest | 59.39 | 660 | 28.79 | 59.39 |
| | 00 | BAERENTSEN Amalie Aalborg Svømmeklub | 59.39 | 660 | 28.73 | 59.39 |
| 41. | 02 | ASPRISSI Karen Team Insubrika | 59.40 | 659 | 28.35 | 59.40 |
| 42. | 02 | TANIR Duru Plymouth Leander SC | 59.42 | 659 | 28.77 | 59.42 |
| 43. | 02 | WILKE Franka Plymouth Leander SC | 59.44 | 658 | 28.31 | 59.44 |
| 44. | 02 | YENDELL Sophie Swim England East Midlands | 59.48 | 657 | 28.29 | 59.48 |





Fédération Luxembourgeoise
de Natation et de Sauvetage

LUXEMBOURG


LET'S MAKE IT HAPPEN

21st Luxembourg Euro Meet 2019
Luxembourg, 25th - 27th January 2019

Event 34, Women, 100m Freestyle, Prelim, Open

| Rank | YB | | Time | Pts | 50m | 100m |
|------|---------------------------|-------------------------------------|----------------|-----|-------|---------|
| 45. | REMY-BARRE Justine | 04 CD54 Natation | 59.52 | 655 | 29.24 | 59.52 |
| 46. | GUERRATO Gaia | 01 Team Insubrika | 59.53 | 655 | 28.42 | 59.53 |
| | KOEHORST Britta | 03 KNZB-OC | 59.53 | 655 | 29.27 | 59.53 |
| 48. | BANKY Jacqueline | 96 Fed. Luxembourgeoise de Natation | 59.61 | 652 | 28.78 | 59.61 |
| | AZIROVIC Nina Sophie | 03 Hessischer Schwimm-Verband | 59.61 | 652 | 29.17 | 59.61 |
| 50. | SPIERING Femke | 02 KNZB-OC | 59.65 | 651 | 28.75 | 59.65 |
| 51. | MAJOR Scarlet | 03 Swim Wales | 59.67 | 650 | 29.09 | 59.67 |
| 52. | COETS Shannon | 01 Boust | 59.69 | 650 | 29.07 | 59.69 |
| 53. | FORSS Trine | 03 Team West | 59.72 | 649 | 28.48 | 59.72 |
| 54. | PEMBERTON Amy | 01 Plymouth Leander SC | 59.74 | 648 | 28.92 | 59.74 |
| 55. | FREEMAN Sophie | 04 Plymouth Leander SC | 59.76 | 647 | 29.14 | 59.76 |
| 56. | SZILAGYI Liliana | 96 Team Hungary | 59.83 | 645 | 28.63 | 59.83 |
| 57. | HARISBOURE Ambre | 04 Collectif Nouvelle-Aquitaine | 59.85 | 644 | 29.11 | 59.85 |
| 58. | BARDGETT Ella | 04 Plymouth Leander SC | 59.87 | 644 | 28.83 | 59.87 |
| 59. | SAUDRAIS Svetlana | 04 FFN Ouest | 59.90 | 643 | 29.40 | 59.90 |
| 60. | MENSAH Joselle | 03 Plymouth Leander SC | 59.99 | 640 | 28.94 | 59.99 |
| | SCHIRRA Hannah | 03 SSG Saar Max Ritter | 59.99 | 640 | 29.38 | 59.99 |
| 62. | MERKLE Bettina | 89 Neckarsulmer Sport-Union | 1:00.02 | 639 | 28.94 | 1:00.02 |
| | WOLTER Celine | 04 Dresdner SC 1898 e.V. | 1:00.02 | 639 | 29.15 | 1:00.02 |
| 64. | ROSE Rianne | 05 Hessischer Schwimm-Verband | 1:00.04 | 638 | 29.07 | 1:00.04 |
| 65. | SAVART Coralie | 04 FFN Ouest | 1:00.06 | 638 | 29.21 | 1:00.06 |
| 66. | DECONINCK Gaelle | 04 Brugse Zwem- & Reddingskring | 1:00.10 | 636 | 28.96 | 1:00.10 |
| 67. | MELBOURNE-SMITH Gabrielle | 03 Swim Wales | 1:00.13 | 635 | 29.50 | 1:00.13 |
| 68. | NIKOLETTA Margari | 02 A.E. Haidariou | 1:00.15 | 635 | 29.07 | 1:00.15 |
| 69. | SOERENSEN Karoline | 02 Denmark Junior | 1:00.16 | 635 | 28.55 | 1:00.16 |
| 70. | MEAD Amy | 02 Derventio Excel | 1:00.29 | 630 | 28.79 | 1:00.29 |
| 71. | VAN DER MAST Marij | 00 PSV | 1:00.30 | 630 | 29.19 | 1:00.30 |
| 72. | MAUTHE Sara | 02 TSG Backnang | 1:00.31 | 630 | 29.15 | 1:00.31 |
| 73. | WAUTERS Laura | 03 Flanders | 1:00.32 | 629 | 28.85 | 1:00.32 |
| 74. | VON DEN DRIESCH Jana | 04 SSG Saar Max Ritter | 1:00.35 | 629 | 28.90 | 1:00.35 |
| 75. | DE TORRES Rebecca | 04 Swim Wales | 1:00.36 | 628 | 28.96 | 1:00.36 |
| 76. | FRANSSON Vera | 01 Team West | 1:00.40 | 627 | 29.09 | 1:00.40 |
| 77. | VAN DROFFELAAR Anna | 04 KNZB-OC | 1:00.49 | 624 | 29.17 | 1:00.49 |
| 78. | STAUDINGER Simona | 99 Schwimmclub Uster Wallisellen | 1:00.51 | 624 | 28.91 | 1:00.51 |
| 79. | PILLER Maxine | 00 SSG Saar Max Ritter | 1:00.58 | 621 | 29.00 | 1:00.58 |
| 80. | NAFFAH Marie | 00 SU Agen | 1:00.59 | 621 | 28.99 | 1:00.59 |
| 81. | FEYEN Charlotte | 03 Brabo Zwemclub Antwerpen | 1:00.60 | 621 | 28.98 | 1:00.60 |
| 82. | LIALLY Emma | 04 Collectif Nouvelle-Aquitaine | 1:00.62 | 620 | 29.61 | 1:00.62 |
| 83. | BOURGEOIS Elena | 03 ASPTT Limoges | 1:00.67 | 619 | 28.95 | 1:00.67 |
| 84. | COLBERT Molly | 01 Nova Centurion SC | 1:00.69 | 618 | 29.29 | 1:00.69 |
| 85. | TASZHANOVA Diana | 04 Dostyk Aktobe | 1:00.71 | 617 | 29.27 | 1:00.71 |
| 86. | GERTH Lilli | 04 TSV Bad Saulgau | 1:00.74 | 617 | 29.31 | 1:00.74 |
| 87. | RUHNAU Alice | 95 SG Essen | 1:00.83 | 614 | 29.19 | 1:00.83 |
| 88. | PEREZ-GARCIA Maria | 02 Fed. Luxembourgeoise de Natation | 1:00.96 | 610 | 29.35 | 1:00.96 |
| 89. | RICCHI Aurora | 04 Polisportiva Comunale Riccione | 1:01.00 | 609 | 29.25 | 1:01.00 |
| 90. | VANHAUWAERT Lotte | 04 Royal Ostend Swimming Club | 1:01.02 | 608 | 29.11 | 1:01.02 |
| 91. | PILLOKAT Lara | 99 VFL Gladbeck 1921 | 1:01.07 | 607 | 29.37 | 1:01.07 |
| 92. | LEDENT Joanne | 05 District Liege Namur Luxembourg | 1:01.08 | 606 | 29.20 | 1:01.08 |
| 93. | VAN WALLENDIAEL Sarah | 02 Brabo Zwemclub Antwerpen | 1:01.10 | 606 | 29.72 | 1:01.10 |
| 94. | INGENDOH Emma | 02 VFL Gladbeck 1921 | 1:01.31 | 599 | 29.54 | 1:01.31 |
| 95. | SHELTON Amy | 04 Swim Wales | 1:01.38 | 597 | 29.34 | 1:01.38 |
| | GILOT Eva | 02 SPN Poitiers | 1:01.38 | 597 | 29.36 | 1:01.38 |





Fédération Luxembourgeoise
de Natation et de Sauvetage

LUXEMBOURG

LET'S MAKE IT HAPPEN

21st Luxembourg Euro Meet 2019
Luxembourg, 25th - 27th January 2019

Event 34, Women, 100m Freestyle, Prelim, Open

| Rank | YB | | Time | Pts | 50m | 100m |
|------|-----------------------|-------------------------------------|---------|-------|-------|---------|
| 97. | PALMUND Liva | 02 Denmark Junior | 1:01.45 | 595 | 29.67 | 1:01.45 |
| | LOVELL Madison | 04 Swim Wales | 1:01.45 | 595 | 29.87 | 1:01.45 |
| | PLUECKER Hannah | 02 Hessischer Schwimm-Verband | 1:01.45 | 595 | 29.46 | 1:01.45 |
| 100. | LITVINOV Isabell | 01 SSG Pforzheim | 1:01.47 | 595 | 29.90 | 1:01.47 |
| 101. | MORIN Tilde | 02 Team West | 1:01.56 | 592 | 29.02 | 1:01.56 |
| 102. | BJERG Martha | 04 Aarhus Swim | 1:01.61 | 591 | 30.13 | 1:01.61 |
| 103. | LEU Lena | 02 Swim Team Lucerne | 1:01.63 | 590 | 29.54 | 1:01.63 |
| | GRUNDKE Leonie | 03 Dresdner Delphine e.V. | 1:01.63 | 590 | 29.52 | 1:01.63 |
| | FORSON Kaya | 02 Ghana Swimming | 1:01.63 | 590 | 29.13 | 1:01.63 |
| 106. | KLEIN Mona | 03 SG Neuss | 1:01.69 | 588 | 29.49 | 1:01.69 |
| 107. | GUEL Dilara | 02 TSG Backnang | 1:01.71 | 588 | 29.72 | 1:01.71 |
| 108. | SWEGMARK Ida | 00 Team West | 1:01.79 | 586 * | 29.73 | 1:01.79 |
| 109. | SHELZEL Sira | 03 TSG Backnang | 1:01.82 | 585 | 29.59 | 1:01.82 |
| 110. | HOLLOWCHAK Makaela | 00 Plymouth Leander SC | 1:01.88 | 583 * | 29.73 | 1:01.88 |
| | ROBIN Cheyenne | 04 Collectif Nouvelle-Aquitaine | 1:01.88 | 583 | 29.69 | 1:01.88 |
| 112. | PETERS Emma | 03 Fed. Luxembourgeoise de Natation | 1:01.94 | 581 | 29.79 | 1:01.94 |
| 113. | WIUFF Cecilie | 00 Denmark Senior | 1:02.03 | 579 * | 29.32 | 1:02.03 |
| 114. | NOEL Oriana | 04 Plymouth Leander SC | 1:02.24 | 573 | 29.68 | 1:02.24 |
| | GUTH Regina | 05 SC Neustadt/Weinstr. | 1:02.24 | 573 | 29.87 | 1:02.24 |
| 116. | SCHMIEDEFELD Emma | 03 TSG Backnang | 1:02.30 | 571 | 30.18 | 1:02.30 |
| 117. | FRISONI Vanessa | 03 Polisportiva Comunale Riccione | 1:02.43 | 568 | 30.22 | 1:02.43 |
| 118. | WIJK Mellie | 02 Team West | 1:02.46 | 567 | 30.26 | 1:02.46 |
| 119. | BORGHESI Gaia | 02 Polisportiva Comunale Riccione | 1:02.55 | 564 | 29.65 | 1:02.55 |
| 120. | CHABOT Amelie | 04 District Liege Namur Luxembourg | 1:02.69 | 561 | 30.10 | 1:02.69 |
| | HERDT Jennifer | 02 SSG Pforzheim | 1:02.69 | 561 | 29.94 | 1:02.69 |
| 122. | PREHN Isabella | 02 SC Wiesbaden 1911 | 1:02.70 | 560 | 30.35 | 1:02.70 |
| | WIECZOREK Rieke | 03 Hessischer Schwimm-Verband | 1:02.70 | 560 | 29.61 | 1:02.70 |
| 124. | SCHNUERLE Laura | 01 SSF Bonn | 1:02.73 | 560 * | 29.68 | 1:02.73 |
| 125. | PETERS Lena | 05 Fed. Luxembourgeoise de Natation | 1:02.82 | 557 | 30.82 | 1:02.82 |
| 126. | SOERENSEN Emilie Wolf | 03 Aarhus Swim | 1:02.84 | 557 | 30.48 | 1:02.84 |
| 127. | PREHN Yvonne | 05 SSG Pforzheim | 1:02.95 | 554 | 30.35 | 1:02.95 |
| | HEEREN Fabienne | 00 Hannoverscher SV 1892 | 1:02.95 | 554 * | 29.97 | 1:02.95 |
| 129. | CORNISH Emily | 04 Plymouth Leander SC | 1:03.13 | 549 | 30.06 | 1:03.13 |
| 130. | VETTER Nele | 03 Schwimm-Team Bingerbrueck | 1:03.16 | 548 | 30.09 | 1:03.16 |
| 131. | SCHOEN Valentina | 02 SSG Saar Max Ritter | 1:03.25 | 546 | 29.97 | 1:03.25 |
| 132. | HRIC Laura | 05 Swimming Luxembourg | 1:03.28 | 545 | 30.03 | 1:03.28 |
| 133. | MOELLER Marie-Louise | 03 VFL Gladbeck 1921 | 1:03.29 | 545 | 30.39 | 1:03.29 |
| 134. | WIEDEMANN Lara | 02 SSF Bonn | 1:03.31 | 544 | 30.01 | 1:03.31 |
| | CONSTANTINIDES Anais | 99 Cercle des Nageurs de Sion | 1:03.31 | 544 * | 29.81 | 1:03.31 |
| 136. | WALLNOEFER Carolin | 01 AS Merano | 1:03.55 | 538 * | 30.27 | 1:03.55 |
| 137. | BROWNRIDGE Aimee | 04 Plymouth Leander SC | 1:03.64 | 536 | 30.40 | 1:03.64 |
| 138. | MATHY Leah | 02 District Liege Namur Luxembourg | 1:03.67 | 535 | 31.37 | 1:03.67 |
| 139. | GARSUCH Marlin | 04 SC Neustadt/Weinstr. | 1:03.69 | 535 | 31.34 | 1:03.69 |
| 140. | WOLFF Jolina | 05 VFL Gladbeck 1921 | 1:03.72 | 534 | 30.39 | 1:03.72 |
| 141. | FABIANI Chanel | 03 Cercle de Natation Dudelange | 1:03.74 | 533 | 30.21 | 1:03.74 |
| 142. | BENZMUELLER Magdalena | 05 SG Rhein-Mosel | 1:03.81 | 532 | 30.62 | 1:03.81 |
| 143. | VANDERSCHRICK Laura | 02 Fed. Luxembourgeoise de Natation | 1:03.82 | 531 | 30.25 | 1:03.82 |
| | BALMER Camille | 04 Cercle des Nageurs de Sion | 1:03.82 | 531 | 30.70 | 1:03.82 |
| 145. | CHINA Lucile | 03 District Liege Namur Luxembourg | 1:03.88 | 530 | 31.02 | 1:03.88 |
| 146. | BUSCH Denise | 02 Hannoverscher SV 1892 | 1:03.96 | 528 | 30.37 | 1:03.96 |
| 147. | ADAMS Victoria | 02 Plymouth Leander SC | 1:03.98 | 527 | 30.44 | 1:03.98 |
| | PAPE Hannah | 03 1. Paderborner SV | 1:03.98 | 527 | 30.75 | 1:03.98 |





Fédération Luxembourgeoise
de Natation et de Sauvetage

LUXEMBOURG

LET'S MAKE IT HAPPEN

21st Luxembourg Euro Meet 2019
Luxembourg, 25th - 27th January 2019

Event 34, Women, 100m Freestyle, Prelim, Open

| Rank | YB | | Time | Pts | 50m | 100m | |
|------|----------------------|----|----------------------------------|----------------|-------|-------|---------|
| 149. | NIGGEMEYER Leonie | 03 | 1. Paderborner SV | 1:04.15 | 523 | 30.90 | 1:04.15 |
| 150. | ESTEVE Charlotte | 04 | CD54 Natation | 1:04.19 | 522 | 30.95 | 1:04.19 |
| 151. | TISLER Romane | 02 | CD54 Natation | 1:04.25 | 521 | 31.29 | 1:04.25 |
| 152. | VANDEPUTTE Silke | 03 | Brabo Zwemclub Antwerpen | 1:04.34 | 519 | 30.65 | 1:04.34 |
| 153. | SMIRNOVA Anna | 05 | Youth of Moscow | 1:04.52 | 514 | 30.50 | 1:04.52 |
| 154. | VAN DEN BOSCH Julie | 05 | Brabo Zwemclub Antwerpen | 1:04.62 | 512 | 30.82 | 1:04.62 |
| 155. | FEYEN Lindsay | 05 | Brabo Zwemclub Antwerpen | 1:04.67 | 511 | 30.79 | 1:04.67 |
| 156. | OLESEN Ida | 03 | Aalborg Svømmeklub | 1:04.75 | 509 | 31.01 | 1:04.75 |
| | KUHLMANN Marie | 05 | VFL Gladbeck 1921 | 1:04.75 | 509 | 31.21 | 1:04.75 |
| 158. | SITTART Jule | 03 | TSG Backnang | 1:04.77 | 508 | 30.42 | 1:04.77 |
| 159. | APUSHKINSKAYA Anna | 04 | SSG Saar Max Ritter | 1:04.78 | 508 | 30.98 | 1:04.78 |
| 160. | GUARNACCIA Soledad | 03 | Club Nautique du Val de Fensch | 1:04.81 | 507 | 31.11 | 1:04.81 |
| 161. | HARTMANN Luisa | 04 | SC Neustadt/Weinstr. | 1:04.85 | 506 | 31.64 | 1:04.85 |
| 162. | HAMEN SAIEG Yael | 01 | Fed. Luxembourgeoise de Natation | 1:04.86 | 506 * | 31.24 | 1:04.86 |
| 163. | VOGELMANN Joelle | 05 | SV Nikar Heidelberg | 1:04.91 | 505 | 31.71 | 1:04.91 |
| 164. | FORSON Zaira | 05 | Ghana Swimming | 1:04.92 | 505 | 31.51 | 1:04.92 |
| 165. | HEEREN Charline | 02 | Hannoverscher SV 1892 | 1:05.03 | 502 * | 31.33 | 1:05.03 |
| 166. | ZNACHOWSKA Alexandra | 03 | SG Neuss | 1:05.09 | 501 * | 31.32 | 1:05.09 |
| 167. | BAFFO Maria Rachele | 04 | Dimensione Nuoto | 1:05.17 | 499 | 31.18 | 1:05.17 |
| 168. | PETERS Yamina | 05 | VFL Gladbeck 1921 | 1:05.29 | 496 | 31.48 | 1:05.29 |
| | SCHULGIN Nicole | 04 | SC Neustadt/Weinstr. | 1:05.29 | 496 | 31.75 | 1:05.29 |
| 170. | HEIERHOFF Hannah | 03 | SC Wiesbaden 1911 | 1:05.38 | 494 * | 31.36 | 1:05.38 |
| 171. | PAPE Marlene | 03 | 1. Paderborner SV | 1:05.41 | 494 * | 30.73 | 1:05.41 |
| 172. | BOUTET Cleo | 02 | District Liege Namur Luxembourg | 1:05.48 | 492 * | 31.17 | 1:05.48 |
| 173. | SANTUARI Camilla | 03 | AS Merano | 1:05.50 | 492 * | 31.70 | 1:05.50 |
| 174. | MEHLMANN Alexandra | 03 | SC Neustadt/Weinstr. | 1:05.77 | 486 * | 31.57 | 1:05.77 |
| 175. | NICKERL Jasmin | 03 | SSG Pforzheim | 1:05.85 | 484 * | 31.69 | 1:05.85 |
| 176. | MATICIUC Alexandra | 04 | Plymouth Leander SC | 1:05.93 | 482 | 31.05 | 1:05.93 |
| 177. | SCHMITZ Svea Bo | 04 | SC Wiesbaden 1911 | 1:06.23 | 475 | 30.95 | 1:06.23 |
| 178. | BROICH Louisa Marie | 03 | Postsportverein Trier | 1:06.69 | 466 * | 31.26 | 1:06.69 |
| 179. | BABINA Marija | 04 | BJSS Ridzene DSN | 1:06.71 | 465 | 31.50 | 1:06.71 |
| 180. | ANTONOV Veronica | 02 | SSG Pforzheim | 1:07.08 | 458 * | 31.47 | 1:07.08 |
| 181. | MAISSEN Fiona | 04 | Swim Team Lucerne | 1:07.28 | 454 * | 31.93 | 1:07.28 |
| 182. | NAEF Tamara | 04 | Swim Team Lucerne | 1:07.34 | 452 * | 32.29 | 1:07.34 |
| 183. | GOUILLART Sara | 02 | Schwammclub Deifferdang | 1:07.51 | 449 * | 32.06 | 1:07.51 |
| 184. | CORREIA Eva | 05 | Cercle de Natation Diekirch | 1:11.48 | 378 * | 33.41 | 1:11.48 |
| DSQ | BEAUDOT Laly | 04 | District Liege Namur Luxembourg | | | | |

G2 - Starting before the starting signal (SW 4.4) (Time: 12:30)

| | | | |
|-----|---------------------|----|-----------------------------|
| DNS | PATEL Maana | 00 | Glenmark Aquatic Foundation |
| DNS | SMITS Jade | 01 | Brabo Zwemclub Antwerpen |
| DNS | MORGAN Elena | 02 | Swim Wales |
| DNS | OSRIN Honey | 03 | Plymouth Leander SC |
| DNS | STEIGER Jessica | 92 | VFL Gladbeck 1921 |
| DNS | MANOLARAS Laura | 03 | TSG Backnang |
| DNS | WALLERIUS Katharina | 01 | SG Rhein-Mosel |
| DNS | WALLERIUS Theresa | 03 | SG Rhein-Mosel |
| DNS | SCHNEIDER Malaika | 03 | Hamburger SC |
| DNS | KUECHLER Hannah | 02 | Potsdamer SV |
| DNS | CASTIGLIONI Arianna | 97 | Italian Swimming Federation |
| WDR | JUMAH Bayan | 94 | Vikings de Rouen |
| WDR | PIERON Marie | 01 | CD54 Natation |





Fédération Luxembourgeoise
de Natation et de Sauvetage

LUXEMBOURG

LET'S MAKE IT HAPPEN

21st Luxembourg Euro Meet 2019
Luxembourg, 25th - 27th January 2019

Event 34, Women, 100m Freestyle, Prelim

Junior

| | | | | | | |
|-------------------------------|----|----------------------------------|----------------|-------|-------|---------|
| 1. MALUKA Ieva | 03 | BJSS Ridzene DSN | 57.02 | 745 A | 27.57 | 57.02 |
| 2. EBBESEN Elisabeth Sabroe | 02 | Denmark Junior | 57.16 | 740 B | 27.89 | 57.16 |
| 3. BARRETT Karoline | 02 | Denmark Junior | 57.32 | 734 B | 27.38 | 57.32 |
| 4. LE BRIS Clara | 03 | FFN Ouest | 57.98 | 709 B | 28.15 | 57.98 |
| 5. KLEYBOLDT Rosalie | 03 | SC Wiesbaden 1911 | 58.13 | 703 B | 28.08 | 58.13 |
| 6. SLEVIN Mia | 03 | Swim England East Midlands | 58.29 | 698 R | 28.65 | 58.29 |
| 7. MORRIS Ciara | 02 | Swim Wales | 58.41 | 693 R | 28.03 | 58.41 |
| 8. ALLISON Megan | 02 | Swim Wales | 58.48 | 691 | 28.15 | 58.48 |
| 9. WIZARD Betsy | 03 | Swim England East Midlands | 58.80 | 680 | 28.35 | 58.80 |
| 10. ASTEDT Sofia | 03 | Team West | 59.08 | 670 | 28.72 | 59.08 |
| 11. INGOGLIA Joanne | 02 | FFN Ouest | 59.39 | 660 | 28.79 | 59.39 |
| 12. ASPRISSI Karen | 02 | Team Insubrika | 59.40 | 659 | 28.35 | 59.40 |
| 13. TANIR Duru | 02 | Plymouth Leander SC | 59.42 | 659 | 28.77 | 59.42 |
| 14. WILKE Franka | 02 | Plymouth Leander SC | 59.44 | 658 | 28.31 | 59.44 |
| 15. YENDELL Sophie | 02 | Swim England East Midlands | 59.48 | 657 | 28.29 | 59.48 |
| 16. KOEHORST Britta | 03 | KNZB-OC | 59.53 | 655 | 29.27 | 59.53 |
| 17. AZIROVIC Nina Sophie | 03 | Hessischer Schwimm-Verband | 59.61 | 652 | 29.17 | 59.61 |
| 18. SPIERING Femke | 02 | KNZB-OC | 59.65 | 651 | 28.75 | 59.65 |
| 19. MAJOR Scarlet | 03 | Swim Wales | 59.67 | 650 | 29.09 | 59.67 |
| 20. FORSS Trine | 03 | Team West | 59.72 | 649 | 28.48 | 59.72 |
| 21. MENSAH Joselle | 03 | Plymouth Leander SC | 59.99 | 640 | 28.94 | 59.99 |
| SCHIRRA Hannah | 03 | SSG Saar Max Ritter | 59.99 | 640 | 29.38 | 59.99 |
| 23. MELBOURNE-SMITH Gabrielle | 03 | Swim Wales | 1:00.13 | 635 | 29.50 | 1:00.13 |
| 24. NIKOLETTA Margari | 02 | A.E. Haidariou | 1:00.15 | 635 | 29.07 | 1:00.15 |
| 25. SOERENSEN Karoline | 02 | Denmark Junior | 1:00.16 | 635 | 28.55 | 1:00.16 |
| 26. MEAD Amy | 02 | Derventio Excel | 1:00.29 | 630 | 28.79 | 1:00.29 |
| 27. MAUTHE Sara | 02 | TSG Backnang | 1:00.31 | 630 | 29.15 | 1:00.31 |
| 28. WAUTERS Laura | 03 | Flanders | 1:00.32 | 629 | 28.85 | 1:00.32 |
| 29. FEYEN Charlotte | 03 | Brabo Zwemclub Antwerpen | 1:00.60 | 621 | 28.98 | 1:00.60 |
| 30. BOURGEOIS Elena | 03 | ASPTT Limoges | 1:00.67 | 619 | 28.95 | 1:00.67 |
| 31. PEREZ-GARCIA Maria | 02 | Fed. Luxembourgeoise de Natation | 1:00.96 | 610 | 29.35 | 1:00.96 |
| 32. VAN WALLENDIAEL Sarah | 02 | Brabo Zwemclub Antwerpen | 1:01.10 | 606 | 29.72 | 1:01.10 |
| 33. INGENDOH Emma | 02 | VFL Gladbeck 1921 | 1:01.31 | 599 | 29.54 | 1:01.31 |
| 34. GILOT Eva | 02 | SPN Poitiers | 1:01.38 | 597 | 29.36 | 1:01.38 |
| 35. PALMUND Liva | 02 | Denmark Junior | 1:01.45 | 595 | 29.67 | 1:01.45 |
| PLUECKER Hannah | 02 | Hessischer Schwimm-Verband | 1:01.45 | 595 | 29.46 | 1:01.45 |
| 37. MORIN Tilde | 02 | Team West | 1:01.56 | 592 | 29.02 | 1:01.56 |
| 38. LEU Lena | 02 | Swim Team Lucerne | 1:01.63 | 590 | 29.54 | 1:01.63 |
| GRUNDKE Leonie | 03 | Dresdner Delphine e.V. | 1:01.63 | 590 | 29.52 | 1:01.63 |
| FORSON Kaya | 02 | Ghana Swimming | 1:01.63 | 590 | 29.13 | 1:01.63 |
| 41. KLEIN Mona | 03 | SG Neuss | 1:01.69 | 588 | 29.49 | 1:01.69 |
| 42. GUEL Dilara | 02 | TSG Backnang | 1:01.71 | 588 | 29.72 | 1:01.71 |
| 43. SCHELZEL Sira | 03 | TSG Backnang | 1:01.82 | 585 | 29.59 | 1:01.82 |
| 44. PETERS Emma | 03 | Fed. Luxembourgeoise de Natation | 1:01.94 | 581 | 29.79 | 1:01.94 |
| 45. SCHMIEDEFELD Emma | 03 | TSG Backnang | 1:02.30 | 571 | 30.18 | 1:02.30 |
| 46. FRISONI Vanessa | 03 | Polisportiva Comunale Riccione | 1:02.43 | 568 | 30.22 | 1:02.43 |
| 47. WIJK Mellie | 02 | Team West | 1:02.46 | 567 | 30.26 | 1:02.46 |
| 48. BORGHESI Gaia | 02 | Polisportiva Comunale Riccione | 1:02.55 | 564 | 29.65 | 1:02.55 |
| 49. HERDT Jennifer | 02 | SSG Pforzheim | 1:02.69 | 561 | 29.94 | 1:02.69 |
| 50. PREHN Isabella | 02 | SC Wiesbaden 1911 | 1:02.70 | 560 | 30.35 | 1:02.70 |
| WIECZOREK Rieke | 03 | Hessischer Schwimm-Verband | 1:02.70 | 560 | 29.61 | 1:02.70 |
| 52. SOERENSEN Emilie Wolf | 03 | Aarhus Swim | 1:02.84 | 557 | 30.48 | 1:02.84 |





Fédération Luxembourgeoise
de Natation et de Sauvetage

LUXEMBOURG

LET'S MAKE IT HAPPEN

21st Luxembourg Euro Meet 2019
Luxembourg, 25th - 27th January 2019

Event 34, Women, 100m Freestyle, Prelim, Junior

| Rank | YB | | Time | Pts | 50m | 100m | |
|------|----------------------|----|----------------------------------|----------------|-------|-------|---------|
| 53. | VETTER Nele | 03 | Schwimm-Team Bingerbrueck | 1:03.16 | 548 | 30.09 | 1:03.16 |
| 54. | SCHOEN Valentina | 02 | SSG Saar Max Ritter | 1:03.25 | 546 | 29.97 | 1:03.25 |
| 55. | MOELLER Marie-Louise | 03 | VFL Gladbeck 1921 | 1:03.29 | 545 | 30.39 | 1:03.29 |
| 56. | WIEDEMANN Lara | 02 | SSF Bonn | 1:03.31 | 544 | 30.01 | 1:03.31 |
| 57. | MATHY Leah | 02 | District Liege Namur Luxembourg | 1:03.67 | 535 | 31.37 | 1:03.67 |
| 58. | FABIANI Chanel | 03 | Cercle de Natation Dudelange | 1:03.74 | 533 | 30.21 | 1:03.74 |
| 59. | VANDERSCHRICK Laura | 02 | Fed. Luxembourgeoise de Natation | 1:03.82 | 531 | 30.25 | 1:03.82 |
| 60. | CHINA Lucile | 03 | District Liege Namur Luxembourg | 1:03.88 | 530 | 31.02 | 1:03.88 |
| 61. | BUSCH Denise | 02 | Hannoverscher SV 1892 | 1:03.96 | 528 | 30.37 | 1:03.96 |
| 62. | ADAMS Victoria | 02 | Plymouth Leander SC | 1:03.98 | 527 | 30.44 | 1:03.98 |
| | PAPE Hannah | 03 | 1. Paderborner SV | 1:03.98 | 527 | 30.75 | 1:03.98 |
| 64. | NIGGEMEYER Leonie | 03 | 1. Paderborner SV | 1:04.15 | 523 | 30.90 | 1:04.15 |
| 65. | TISLER Romane | 02 | CD54 Natation | 1:04.25 | 521 | 31.29 | 1:04.25 |
| 66. | VANDEPUTTE Silke | 03 | Brabo Zwemclub Antwerpen | 1:04.34 | 519 | 30.65 | 1:04.34 |
| 67. | OLESEN Ida | 03 | Aalborg Svoemmeklub | 1:04.75 | 509 | 31.01 | 1:04.75 |
| 68. | SITTART Jule | 03 | TSG Backnang | 1:04.77 | 508 | 30.42 | 1:04.77 |
| 69. | GUARNACCIA Soledad | 03 | Club Nautique du Val de Fensch | 1:04.81 | 507 | 31.11 | 1:04.81 |
| 70. | HEEREN Charline | 02 | Hannoverscher SV 1892 | 1:05.03 | 502 * | 31.33 | 1:05.03 |
| 71. | ZNACHOWSKA Alexandra | 03 | SG Neuss | 1:05.09 | 501 * | 31.32 | 1:05.09 |
| 72. | HEIERHOFF Hannah | 03 | SC Wiesbaden 1911 | 1:05.38 | 494 * | 31.36 | 1:05.38 |
| 73. | PAPE Marlene | 03 | 1. Paderborner SV | 1:05.41 | 494 * | 30.73 | 1:05.41 |
| 74. | BOUTET Cleo | 02 | District Liege Namur Luxembourg | 1:05.48 | 492 * | 31.17 | 1:05.48 |
| 75. | SANTUARI Camilla | 03 | AS Merano | 1:05.50 | 492 * | 31.70 | 1:05.50 |
| 76. | MEHLMANN Alexandra | 03 | SC Neustadt/Weinstr. | 1:05.77 | 486 * | 31.57 | 1:05.77 |
| 77. | NICKERL Jasmin | 03 | SSG Pforzheim | 1:05.85 | 484 * | 31.69 | 1:05.85 |
| 78. | BROICH Louisa Marie | 03 | Postsportverein Trier | 1:06.69 | 466 * | 31.26 | 1:06.69 |
| 79. | ANTONOV Veronica | 02 | SSG Pforzheim | 1:07.08 | 458 * | 31.47 | 1:07.08 |
| 80. | GOUILLART Sara | 02 | Schwammclub Deifferdang | 1:07.51 | 449 * | 32.06 | 1:07.51 |
| DNS | MORGAN Elena | 02 | Swim Wales | | | | |
| DNS | OSRIN Honey | 03 | Plymouth Leander SC | | | | |
| DNS | MANOLARAS Laura | 03 | TSG Backnang | | | | |
| DNS | WALLERIUS Theresa | 03 | SG Rhein-Mosel | | | | |
| DNS | SCHNEIDER Malaika | 03 | Hamburger SC | | | | |
| DNS | KUECHLER Hannah | 02 | Potsdamer SV | | | | |

Youth

| | | | | | | | |
|-----|----------------------|----|------------------------------|----------------|-----|-------|---------|
| 1. | PRITCHARD Chloe | 04 | Swim Wales | 59.36 | 661 | 28.48 | 59.36 |
| 2. | REMY-BARRE Justine | 04 | CD54 Natation | 59.52 | 655 | 29.24 | 59.52 |
| 3. | FREEMAN Sophie | 04 | Plymouth Leander SC | 59.76 | 647 | 29.14 | 59.76 |
| 4. | HARISBOURE Ambre | 04 | Collectif Nouvelle-Aquitaine | 59.85 | 644 | 29.11 | 59.85 |
| 5. | BARDGETT Ella | 04 | Plymouth Leander SC | 59.87 | 644 | 28.83 | 59.87 |
| 6. | SAUDRAIS Svetlana | 04 | FFN Ouest | 59.90 | 643 | 29.40 | 59.90 |
| 7. | WOLTER Celine | 04 | Dresdner SC 1898 e.V. | 1:00.02 | 639 | 29.15 | 1:00.02 |
| 8. | ROSE Rianne | 05 | Hessischer Schwimm-Verband | 1:00.04 | 638 | 29.07 | 1:00.04 |
| 9. | SAVART Coralie | 04 | FFN Ouest | 1:00.06 | 638 | 29.21 | 1:00.06 |
| 10. | DECONINCK Gaelle | 04 | Brugse Zwem- & Reddingskring | 1:00.10 | 636 | 28.96 | 1:00.10 |
| 11. | VON DEN DRIESCH Jana | 04 | SSG Saar Max Ritter | 1:00.35 | 629 | 28.90 | 1:00.35 |
| 12. | DE TORRES Rebecca | 04 | Swim Wales | 1:00.36 | 628 | 28.96 | 1:00.36 |
| 13. | VAN DROFFELAAR Anna | 04 | KNZB-OC | 1:00.49 | 624 | 29.17 | 1:00.49 |
| 14. | LIALY Emma | 04 | Collectif Nouvelle-Aquitaine | 1:00.62 | 620 | 29.61 | 1:00.62 |
| 15. | TASZHANOVA Diana | 04 | Dostyk Aktobe | 1:00.71 | 617 | 29.27 | 1:00.71 |
| 16. | GERTH Lilli | 04 | TSV Bad Saulgau | 1:00.74 | 617 | 29.31 | 1:00.74 |



FLNS
LUXEMBOURGFédération Luxembourgeoise
de Natation et de Sauvetage

LUXEMBOURG

LET'S MAKE IT HAPPEN

21st Luxembourg Euro Meet 2019
Luxembourg, 25th - 27th January 2019

Event 34, Girls, 100m Freestyle, Prelim, Youth

| Rank | YB | | Time | Pts | 50m | 100m | |
|------|-----------------------|----|----------------------------------|----------------|-------|-------|---------|
| 17. | RICCHI Aurora | 04 | Polisportiva Comunale Riccione | 1:01.00 | 609 | 29.25 | 1:01.00 |
| 18. | VANHAUWAERT Lotte | 04 | Royal Ostend Swimming Club | 1:01.02 | 608 | 29.11 | 1:01.02 |
| 19. | LEDENT Joanne | 05 | District Liege Namur Luxembourg | 1:01.08 | 606 | 29.20 | 1:01.08 |
| 20. | SHELTON Amy | 04 | Swim Wales | 1:01.38 | 597 | 29.34 | 1:01.38 |
| 21. | LOVELL Madison | 04 | Swim Wales | 1:01.45 | 595 | 29.87 | 1:01.45 |
| 22. | BJERG Martha | 04 | Aarhus Swim | 1:01.61 | 591 | 30.13 | 1:01.61 |
| 23. | ROBIN Cheyenne | 04 | Collectif Nouvelle-Aquitaine | 1:01.88 | 583 | 29.69 | 1:01.88 |
| 24. | NOEL Oriana | 04 | Plymouth Leander SC | 1:02.24 | 573 | 29.68 | 1:02.24 |
| | GUTH Regina | 05 | SC Neustadt/Weinstr. | 1:02.24 | 573 | 29.87 | 1:02.24 |
| 26. | CHABOT Amelie | 04 | District Liege Namur Luxembourg | 1:02.69 | 561 | 30.10 | 1:02.69 |
| 27. | PETERS Lena | 05 | Fed. Luxembourgeoise de Natation | 1:02.82 | 557 | 30.82 | 1:02.82 |
| 28. | PREHN Yvonne | 05 | SSG Pforzheim | 1:02.95 | 554 | 30.35 | 1:02.95 |
| 29. | CORNISH Emily | 04 | Plymouth Leander SC | 1:03.13 | 549 | 30.06 | 1:03.13 |
| 30. | HRIC Laura | 05 | Swimming Luxembourg | 1:03.28 | 545 | 30.03 | 1:03.28 |
| 31. | BROWNRIDGE Aimee | 04 | Plymouth Leander SC | 1:03.64 | 536 | 30.40 | 1:03.64 |
| 32. | GARSUCH Marlin | 04 | SC Neustadt/Weinstr. | 1:03.69 | 535 | 31.34 | 1:03.69 |
| 33. | WOLFF Jolina | 05 | VFL Gladbeck 1921 | 1:03.72 | 534 | 30.39 | 1:03.72 |
| 34. | BENZMUELLER Magdalena | 05 | SG Rhein-Mosel | 1:03.81 | 532 | 30.62 | 1:03.81 |
| 35. | BALMER Camille | 04 | Cercle des Nageurs de Sion | 1:03.82 | 531 | 30.70 | 1:03.82 |
| 36. | ESTEVE Charlotte | 04 | CD54 Natation | 1:04.19 | 522 | 30.95 | 1:04.19 |
| 37. | SMIRNOVA Anna | 05 | Youth of Moscow | 1:04.52 | 514 | 30.50 | 1:04.52 |
| 38. | VAN DEN BOSCH Julie | 05 | Brabo Zwemclub Antwerpen | 1:04.62 | 512 | 30.82 | 1:04.62 |
| 39. | FEYEN Lindsay | 05 | Brabo Zwemclub Antwerpen | 1:04.67 | 511 | 30.79 | 1:04.67 |
| 40. | KUHLMANN Marie | 05 | VFL Gladbeck 1921 | 1:04.75 | 509 | 31.21 | 1:04.75 |
| 41. | APUSHKINSKAYA Anna | 04 | SSG Saar Max Ritter | 1:04.78 | 508 | 30.98 | 1:04.78 |
| 42. | HARTMANN Luisa | 04 | SC Neustadt/Weinstr. | 1:04.85 | 506 | 31.64 | 1:04.85 |
| 43. | VOGELMANN Joelle | 05 | SV Nikar Heidelberg | 1:04.91 | 505 | 31.71 | 1:04.91 |
| 44. | FORSON Zaira | 05 | Ghana Swimming | 1:04.92 | 505 | 31.51 | 1:04.92 |
| 45. | BAFFO Maria Rachele | 04 | Dimensione Nuoto | 1:05.17 | 499 | 31.18 | 1:05.17 |
| 46. | PETERS Yamina | 05 | VFL Gladbeck 1921 | 1:05.29 | 496 | 31.48 | 1:05.29 |
| | SCHULGIN Nicole | 04 | SC Neustadt/Weinstr. | 1:05.29 | 496 | 31.75 | 1:05.29 |
| 48. | MATICIUC Alexandra | 04 | Plymouth Leander SC | 1:05.93 | 482 | 31.05 | 1:05.93 |
| 49. | SCHMITZ Svea Bo | 04 | SC Wiesbaden 1911 | 1:06.23 | 475 | 30.95 | 1:06.23 |
| 50. | BABINA Marija | 04 | BJSS Ridzene DSN | 1:06.71 | 465 | 31.50 | 1:06.71 |
| 51. | MAISSEN Fiona | 04 | Swim Team Lucerne | 1:07.28 | 454 * | 31.93 | 1:07.28 |
| 52. | NAEF Tamara | 04 | Swim Team Lucerne | 1:07.34 | 452 * | 32.29 | 1:07.34 |
| 53. | CORREIA Eva | 05 | Cercle de Natation Diekirch | 1:11.48 | 378 * | 33.41 | 1:11.48 |
| DSQ | BEAUDOT Laly | 04 | District Liege Namur Luxembourg | | | | |

G2 - Starting before the starting signal (SW 4.4) (Time: 12:30)





Fédération Luxembourgeoise
de Natation et de Sauvetage

LUXEMBOURG

LET'S MAKE IT HAPPEN

21st Luxembourg Euro Meet 2019
Luxembourg, 25th - 27th January 2019

| | | | | | |
|--------------------|------------------------------------|---------------------|-----|------------|----------------|
| Event 35 | Men, 100m Freestyle | | | | 2004 and older |
| 27.01.2019 - 10:00 | sponsored by: Ministère des Sports | | | | Results Prelim |
| Meet Record | 48.50 | STJEPANOVIC Velimir | SRB | Luxembourg | 31.01.2016 |
| World Record | 46.91 | CIELO Cesar | BRA | Rome (ITA) | 30.07.2009 |
| European Record | 47.12 | BERNARD Alain | FRA | Rome (ITA) | 30.07.2009 |

Open 19+: 55.00 / Junior 17 - 18: 57.00 / Youth 15 - 16: 1:00.00

Points: FINA 2018

| Rank | YB | | Time | Pts | 50m | 100m |
|------|----|--|--------------|-------|-------|-------|
| Open | | | | | | |
| 1. | 00 | KOLESNIKOV Kliment Moscow Club | 49.79 | 836 A | 23.87 | 49.79 |
| 2. | 94 | PROUD Ben Energy Standard | 49.98 | 826 A | 23.89 | 49.98 |
| 3. | 92 | AERENTS Jasper Brugse Zwem- & Reddingskring | 50.12 | 819 A | 23.99 | 50.12 |
| 4. | 99 | DUBININ Vladimir Moscow Club | 50.35 | 808 A | 24.57 | 50.35 |
| 5. | 89 | FILDEBRANDT Christoph SSG Saar Max Ritter | 50.43 | 804 A | 24.15 | 50.43 |
| 6. | 94 | PUTS Jesse KNZB | 50.58 | 797 A | 24.34 | 50.58 |
| 7. | 00 | ZORZETTO Devid Tiro a Volo Nuoto | 50.61 | 796 A | 24.64 | 50.61 |
| 8. | 98 | MIRESSI Alessandro Italian Swimming Federation | 50.88 | 783 A | 24.31 | 50.88 |
| 9. | 98 | SHEVTSOV Sergii Energy Standard | 50.95 | 780 A | 23.85 | 50.95 |
| 10. | 01 | MIROSLAW Rafael SG HT16 Hamburg | 50.99 | 778 A | 24.41 | 50.99 |
| 11. | 01 | BURDISSO Frederico Italian Swimming Federation | 51.29 | 765 B | 24.28 | 51.29 |
| 12. | 99 | ZIRK Kregor Energy Standard | 51.31 | 764 B | 24.65 | 51.31 |
| 13. | 90 | DOTTO Luca Italian Swimming Federation | 51.35 | 762 B | 25.03 | 51.35 |
| 14. | 95 | CHRISTENSEN Kevin Witt Farum | 51.40 | 760 B | 25.14 | 51.40 |
| | 99 | RAZZETTI Alberto Italian Swimming Federation | 51.40 | 760 B | 24.48 | 51.40 |
| 16. | 02 | BUKHOV Vladyslav Ukrainian Swimming Federation | 51.67 | 748 B | 24.88 | 51.67 |
| 17. | 92 | BAARS Jeroen Rotterdam Swimming (SG) | 51.74 | 745 B | 24.95 | 51.74 |
| 18. | 97 | MANNES Max Fed. Luxembourgeoise de Natation | 51.81 | 742 B | 24.91 | 51.81 |
| 19. | 00 | KISZCZAK Jakub WKS Slask | 51.90 | 738 B | 25.05 | 51.90 |
| 20. | 96 | GOOSEN Mathys KNZB | 52.01 | 733 B | 24.87 | 52.01 |
| 21. | 98 | MELLEMA Berjen KNZB-OC | 52.06 | 731 R | 25.17 | 52.06 |
| 22. | 98 | DINE MOREIRA Orhan EN Tours | 52.21 | 725 R | 24.85 | 52.21 |
| 23. | 95 | NOWOSAD Max SG Neukoelln e.V. Berlin | 52.28 | 722 R | 25.06 | 52.28 |
| 24. | 97 | KAS'YAN Bogdan Ukrainian Swimming Federation | 52.36 | 719 R | 25.25 | 52.36 |
| 25. | 97 | VERHOEVEN Thomas Rotterdam Swimming (SG) | 52.42 | 716 | 25.04 | 52.42 |
| 26. | 00 | HANSEN Andreas Denmark Senior | 52.43 | 716 | 25.18 | 52.43 |
| 27. | 99 | CHIRICO Luca Team Insubrika | 52.44 | 715 | 25.33 | 52.44 |
| 28. | 01 | FABIANI Remi Fed. Luxembourgeoise de Natation | 52.45 | 715 | 24.61 | 52.45 |
| 29. | 91 | RIVOLTA Matteo Italian Swimming Federation | 52.46 | 715 | 25.07 | 52.46 |
| 30. | 97 | SALVAN Hadrien Stade de Vanves | 52.53 | 712 | 25.31 | 52.53 |
| 31. | 01 | SCHUBERT Georg Dresdner SC 1898 e.V. | 52.60 | 709 | 25.18 | 52.60 |
| 32. | 94 | DUDAS Daniel Iron Swim | 52.64 | 707 | 25.58 | 52.64 |
| 33. | 00 | VANDERSCHRIK Stephan Fed. Luxembourgeoise de Natation | 52.65 | 707 | 25.35 | 52.65 |
| 34. | 00 | EMO Jerome Herstalnatation | 52.66 | 706 | 24.90 | 52.66 |
| 35. | 95 | FOELDHAZI David Iron Swim | 52.71 | 704 | 25.51 | 52.71 |
| 36. | 01 | KOCH Leo SSG Pforzheim | 52.74 | 703 | 25.52 | 52.74 |
| 37. | 99 | GADGAARD Mikkel Denmark Senior | 52.76 | 702 | 25.57 | 52.76 |
| 38. | 98 | KHLOPTSOV Andrii Ukrainian Swimming Federation | 52.82 | 700 | 25.94 | 52.82 |
| 39. | 97 | ZIEMANN Felix SC Wiesbaden 1911 | 52.83 | 700 | 25.42 | 52.83 |
| 40. | 03 | NICKELSEN Rasmus Denmark Junior | 52.87 | 698 | 25.04 | 52.87 |
| 41. | 01 | KAMMANN Bjoern AMTV-FTV Hamburg | 52.88 | 698 | 25.54 | 52.88 |
| 42. | 98 | MOORE Andrew UCD Swim Team | 52.89 | 697 | 25.41 | 52.89 |
| 43. | 93 | BICZO Bence Team Hungary | 53.05 | 691 | 25.96 | 53.05 |
| 44. | 02 | THENU Maxime FFN Ouest | 53.11 | 689 | 25.94 | 53.11 |





Fédération Luxembourgeoise
de Natation et de Sauvetage

LUXEMBOURG

LET'S MAKE IT HAPPEN

21st Luxembourg Euro Meet 2019
Luxembourg, 25th - 27th January 2019

Event 35, Men, 100m Freestyle, Prelim, Open

| Rank | YB | | Time | Pts | 50m | 100m | |
|------|-------------------------|----|----------------------------------|--------------|-------|-------|-------|
| 44. | JAWORSKI Szymon | 01 | WKS Slask | 53.11 | 689 | 25.52 | 53.11 |
| 46. | PETROCHUK Iliya | 03 | Lutsk | 53.13 | 688 | 25.50 | 53.13 |
| 47. | SAUBER Bob | 01 | Fed. Luxembourgeoise de Natation | 53.18 | 686 | 25.73 | 53.18 |
| 48. | REDEMANN Fleming | 00 | SG Essen | 53.19 | 685 | 25.99 | 53.19 |
| 49. | JONES Reid | 02 | Plymouth Leander SC | 53.29 | 682 | 25.11 | 53.29 |
| 50. | ZHURAVEL Nazar | 03 | WKS Slask | 53.37 | 679 | 25.76 | 53.37 |
| 51. | SUENKEL Rafael | 02 | Dresdner SC 1898 e.V. | 53.38 | 678 | 25.42 | 53.38 |
| 52. | STROEBEK Lucas Bruun | 01 | Denmark Junior | 53.46 | 675 | 26.05 | 53.46 |
| | SCHALLER Moritz | 00 | SG Bayer | 53.46 | 675 | 26.15 | 53.46 |
| 54. | HIGGINS John | 95 | UCD Swim Team | 53.56 | 671 | 25.63 | 53.56 |
| 55. | BEELEY Tom | 99 | Plymouth Leander SC | 53.57 | 671 | 25.97 | 53.57 |
| 56. | AX Joel | 91 | SC Wiesbaden 1911 | 53.80 | 662 | 25.67 | 53.80 |
| 57. | CLARKE Kameron | 02 | Swim Wales | 53.88 | 659 | 25.76 | 53.88 |
| 58. | JACKOWSKI Tomasz | 02 | WKS Slask | 53.92 | 658 | 26.37 | 53.92 |
| | NIANE Abdoul | 88 | AS Monaco | 53.92 | 658 | 25.36 | 53.92 |
| 60. | JAKUPSSON Magnus | 94 | Farum | 53.94 | 657 | 25.22 | 53.94 |
| 61. | FRANCKX Stan | 02 | Flanders | 53.95 | 657 | 25.85 | 53.95 |
| 62. | TULLBERG Sebastian | 00 | Denmark Senior | 54.05 | 653 | 25.80 | 54.05 |
| | LOEWEL Lukas | 90 | Hessischer Schwimm-Verband | 54.05 | 653 | 25.94 | 54.05 |
| 64. | THOMPSON Joseph | 02 | Plymouth Leander SC | 54.09 | 652 | 26.30 | 54.09 |
| 65. | EICHLER Adrian | 03 | SC Wiesbaden 1911 | 54.10 | 651 | 26.24 | 54.10 |
| 66. | LEES Axel | 02 | ASPTT Limoges | 54.12 | 651 | 26.26 | 54.12 |
| 67. | DUTKOWIAK Wojciech | 00 | WKS Slask | 54.17 | 649 | 25.81 | 54.17 |
| 68. | POOLE Charlie | 01 | Swim England East Midlands | 54.23 | 647 | 26.02 | 54.23 |
| | MCGLADE Kevin | 93 | UCD Swim Team | 54.23 | 647 | 25.74 | 54.23 |
| 70. | KIEFFER Victor | 98 | EN Tours | 54.28 | 645 | 26.03 | 54.28 |
| 71. | OLSSON Melker | 00 | Team West | 54.33 | 643 | 26.46 | 54.33 |
| 72. | HUTZLER Max | 02 | Dresdner SC 1898 e.V. | 54.37 | 642 | 25.75 | 54.37 |
| 73. | ANDREINI Luca | 99 | Polisportiva Comunale Riccione | 54.40 | 641 | 26.13 | 54.40 |
| 74. | ECKERVOGT Alexander | 00 | SG Essen | 54.42 | 640 | 25.86 | 54.42 |
| 75. | KELLER Viktor | 98 | SC Wiesbaden 1911 | 54.45 | 639 | 26.06 | 54.45 |
| | KRESS Phillip | 02 | SG Poseidon Eppelheim | 54.45 | 639 | 26.53 | 54.45 |
| 77. | ZLATIC Lazar | 94 | Iron Swim | 54.46 | 639 | 25.56 | 54.46 |
| 78. | RUDQVIST Samuel | 99 | Team West | 54.52 | 636 | 26.18 | 54.52 |
| 79. | POWER Dean | 97 | UCD Swim Team | 54.55 | 635 | 26.17 | 54.55 |
| 80. | ROZENTALS Arnis Peteris | 01 | BJSS Ridzene DSN | 54.59 | 634 | 26.12 | 54.59 |
| | ZIBNER Lukas | 00 | SG Essen | 54.59 | 634 | 26.13 | 54.59 |
| 82. | ARVIDSSON Anton | 94 | Team West | 54.62 | 633 | 25.83 | 54.62 |
| 83. | PICOICHE Louis | 02 | FFN Ouest | 54.64 | 632 | 26.55 | 54.64 |
| 84. | SHOOPINSKY Nicholas | 00 | SC Wiesbaden 1911 | 54.65 | 632 | 25.63 | 54.65 |
| 85. | GRUNERT Paul | 02 | Schwimmverein Mannheim | 54.67 | 631 | 26.28 | 54.67 |
| 86. | HANO Grzegorz | 00 | WKS Slask | 54.77 | 628 | 26.63 | 54.77 |
| 87. | KUEHLING Alexander | 97 | SG Bayer | 54.82 | 626 | 26.62 | 54.82 |
| 88. | BRENNER Luccas Dam | 01 | Denmark Junior | 54.83 | 626 | 26.48 | 54.83 |
| 89. | GALLAGHER Dylan | 03 | Swim Wales | 54.87 | 624 | 26.35 | 54.87 |
| 90. | SAVAGE Daniel | 00 | Swim England East Midlands | 54.91 | 623 | 26.09 | 54.91 |
| 91. | KELLNER Mats | 99 | 1. Paderborner SV | 54.92 | 623 | 26.04 | 54.92 |
| 92. | SCHMITZ Jacques | 02 | Fed. Luxembourgeoise de Natation | 55.03 | 619 | 26.58 | 55.03 |
| 93. | MENCEL Milosz | 02 | WKS Slask | 55.05 | 618 | 26.61 | 55.05 |
| 94. | WILLIAMS Rhodri | 02 | Swim Wales | 55.06 | 618 | 26.22 | 55.06 |
| 95. | JANSEN Anton | 00 | PSV | 55.08 | 617 * | 26.39 | 55.08 |
| 96. | EDWARDS Rhys | 02 | Swim Wales | 55.11 | 616 | 26.77 | 55.11 |





Fédération Luxembourgeoise
de Natation et de Sauvetage

LUXEMBOURG

LET'S MAKE IT HAPPEN

21st Luxembourg Euro Meet 2019
Luxembourg, 25th - 27th January 2019

Event 35, Men, 100m Freestyle, Prelim, Open

| Rank | YB | | Time | Pts | 50m | 100m | |
|------|----------------------------|----|----------------------------------|--------------|-------|-------|-------|
| 97. | PAKER Batuhan | 02 | Plymouth Leander SC | 55.13 | 616 | 26.28 | 55.13 |
| 98. | CANARELLI Baptiste | 03 | Collectif Nouvelle-Aquitaine | 55.14 | 615 | 26.74 | 55.14 |
| 99. | KATSCHKE Jan | 01 | SG Wago | 55.15 | 615 | 26.29 | 55.15 |
| 100. | HEIDENREICH Tim | 01 | Dresdner Delphine e.V. | 55.17 | 614 | 26.65 | 55.17 |
| 101. | HERION Martin | 01 | Liege Mosan | 55.25 | 612 | 26.77 | 55.25 |
| 102. | KNOTT Rene Pascal | 00 | 1. Paderborner SV | 55.33 | 609 * | 26.91 | 55.33 |
| 103. | DALEIDEN CIUFERRI Ralph | 03 | Fed. Luxembourgeoise de Natation | 55.34 | 609 | 26.53 | 55.34 |
| 104. | BECKERS Felix | 01 | Fed. Luxembourgeoise de Natation | 55.41 | 606 | 27.01 | 55.41 |
| 105. | STREEFLAND Keanu | 03 | KNZB-OC | 55.43 | 606 | 26.92 | 55.43 |
| 106. | SUE Jona Finn | 03 | Hannoverscher SV 1892 | 55.49 | 604 | 27.04 | 55.49 |
| 107. | FROST Oliver Noergaard | 02 | Aalborg Svoemmeklub | 55.67 | 598 | 26.90 | 55.67 |
| 108. | BELSKIS Zenons | 01 | BJSS Ridzene DSN | 55.68 | 597 | 26.29 | 55.68 |
| 109. | HART James | 04 | Plymouth Leander SC | 55.71 | 597 | 27.49 | 55.71 |
| 110. | HOELBLING Alexander | 01 | ATUS Knittelfeld | 55.76 | 595 | 26.51 | 55.76 |
| 111. | RICHARDS Owen | 01 | Swim Wales | 55.85 | 592 | 27.17 | 55.85 |
| 112. | DA COSTA Denilson | 98 | Plymouth Leander SC | 55.88 | 591 * | 26.54 | 55.88 |
| 113. | BOKOV Rodion | 03 | Swimming Luxembourg | 55.89 | 591 | 27.04 | 55.89 |
| 114. | HUSQUINET Paul | 02 | Liege Mosan | 56.00 | 587 | 26.69 | 56.00 |
| 115. | AL TUWAIJARI Mustafa | 02 | Brabo Zwemclub Antwerpen | 56.18 | 582 | 26.83 | 56.18 |
| | VAN ROMPAEY Senne | 03 | Brabo Zwemclub Antwerpen | 56.18 | 582 | 26.84 | 56.18 |
| 117. | SIRBIKE Domas | 01 | SV Nikar Heidelberg | 56.24 | 580 | 27.55 | 56.24 |
| 118. | SNIEDZE Ricards Janis | 03 | BJSS Ridzene DSN | 56.29 | 578 | 27.17 | 56.29 |
| 119. | THUERING Till | 97 | SC Wiesbaden 1911 | 56.30 | 578 * | 26.44 | 56.30 |
| 120. | GRIFFITHS Alex | 03 | Swim Wales | 56.32 | 577 | 26.87 | 56.32 |
| 121. | MAIER Nelson | 03 | TV Gut Heil Billstedt | 56.34 | 577 | 26.88 | 56.34 |
| 122. | AH WAN Lenel | 02 | Plymouth Leander SC | 56.38 | 575 | 26.84 | 56.38 |
| 123. | OLSSON Elliot | 99 | Team West | 56.46 | 573 * | 27.55 | 56.46 |
| 124. | VAN DEN BOSSCHE Yann | 01 | Fed. Luxembourgeoise de Natation | 56.55 | 570 | 26.97 | 56.55 |
| 125. | KOSTIKOV Yaroslav | 04 | Youth of Moscow | 56.67 | 567 | 27.50 | 56.67 |
| 126. | SOVJANI Davide | 01 | AS Merano | 56.75 | 564 | 27.18 | 56.75 |
| 127. | SAVVA Theo | 02 | Swim Wales | 56.87 | 561 | 27.37 | 56.87 |
| 128. | JAAS Jeff | 04 | Fed. Luxembourgeoise de Natation | 56.95 | 558 | 27.31 | 56.95 |
| 129. | BRUHA Jonas | 01 | Sport-Union Annen e.V. | 57.00 | 557 | 26.67 | 57.00 |
| 130. | STEFFENS Lennart | 01 | SG Bayer | 57.02 | 556 * | 27.45 | 57.02 |
| 131. | GUERIN Lucas | 04 | Collectif Nouvelle-Aquitaine | 57.10 | 554 | 27.62 | 57.10 |
| 132. | IVUSKANS Reinis Ricards | 02 | BJSS Ridzene DSN | 57.14 | 553 * | 27.21 | 57.14 |
| 133. | AH WAN Hayden | 02 | Plymouth Leander SC | 57.24 | 550 * | 27.09 | 57.24 |
| 134. | REMACLE Hugo | 03 | District Liege Namur Luxembourg | 57.33 | 547 | 27.80 | 57.33 |
| 135. | EPNER Moritz | 03 | SC Wiesbaden 1911 | 57.38 | 546 | 27.33 | 57.38 |
| 136. | SONNENBERG Philipp | 04 | SC Neustadt/Weinstr. | 57.42 | 545 | 27.51 | 57.42 |
| 137. | VELLEN Nicolas | 02 | SG Neuss | 57.56 | 541 * | 27.66 | 57.56 |
| 138. | WERNER Nick | 01 | SSG Saar Max Ritter | 57.58 | 540 * | 27.49 | 57.58 |
| 139. | GRAF Alex | 99 | Schwammclub Deifferdang | 57.59 | 540 * | 27.83 | 57.59 |
| 140. | SCHMIDIGER Ian | 03 | Swim Team Lucerne | 57.64 | 539 | 27.46 | 57.64 |
| 141. | SCHWICK Maximilian | 04 | Dresdner SC 1898 e.V. | 57.67 | 538 | 27.44 | 57.67 |
| 142. | VAN AGGELEN Tobias | 04 | SG Neuss | 57.68 | 537 | 27.85 | 57.68 |
| 143. | WASHBURN Finlay | 04 | Plymouth Leander SC | 57.72 | 536 | 27.27 | 57.72 |
| 144. | NASINI Michele | 02 | Polisportiva Comunale Riccione | 57.81 | 534 * | 27.77 | 57.81 |
| 145. | DE COOMAN Francois-Clement | 04 | District Liege Namur Luxembourg | 57.82 | 534 | 27.89 | 57.82 |
| 146. | PEZELJ Antonio | 99 | SC Wiesbaden 1911 | 57.86 | 532 * | 27.56 | 57.86 |
| 147. | GDANIEC Hubert | 04 | Plymouth Leander SC | 58.02 | 528 | 28.26 | 58.02 |
| 148. | WIRTH David | 02 | Schwammclub Deifferdang | 58.08 | 526 * | 27.84 | 58.08 |





Fédération Luxembourgeoise
de Natation et de Sauvetage

LUXEMBOURG

LET'S MAKE IT HAPPEN

21st Luxembourg Euro Meet 2019
Luxembourg, 25th - 27th January 2019

Event 35, Men, 100m Freestyle, Prelim, Open

| Rank | YB | | Time | Pts | 50m | 100m | |
|--|---------------------------|----|-----------------------------------|----------------|-------|-------|---------|
| 149. | BOURCKEL Mike | 03 | Cercle de Natation Wiltz | 58.24 | 522 | 27.73 | 58.24 |
| 150. | EIPL Tim | 03 | SG Poseidon Eppenheim | 58.27 | 521 | 27.79 | 58.27 |
| 151. | SKALSKI Maximilian | 02 | TV 1843 Dillenburg | 58.33 | 520 * | 27.72 | 58.33 |
| 152. | LANNERS Nicolas | 04 | Fed. Luxembourgeoise de Natation | 58.51 | 515 | 28.12 | 58.51 |
| 153. | CONSTANTINO CAEIRO Diogo | 03 | Cercle de Natation Dudelange | 58.54 | 514 | 28.31 | 58.54 |
| 154. | CHRISTIN Matthieu Nathan | 03 | Youth of Moscow | 58.66 | 511 | 28.35 | 58.66 |
| 155. | BANKY Jordan | 01 | Swimming Luxembourg | 58.69 | 510 * | 27.65 | 58.69 |
| 156. | FERREIRA DO COUTO Goncalo | 04 | Cercle des Nageurs de Sion | 58.72 | 509 | 27.32 | 58.72 |
| 157. | GANZEY Egor | 03 | Russia Ugra | 58.98 | 503 | 28.37 | 58.98 |
| 158. | FRANCOIS Mathias | 03 | District Liege Namur Luxembourg | 59.02 | 502 | 28.45 | 59.02 |
| 159. | NORTH Oscar | 03 | Plymouth Leander SC | 59.25 | 496 | 28.52 | 59.25 |
| 160. | LISOVSKIS Aleksandrs | 02 | BJSS Ridzene DSN | 59.29 | 495 * | 27.77 | 59.29 |
| 161. | DANTHINE Zacharie | 04 | Cercle Royal de Natation Arlonais | 59.33 | 494 | 28.73 | 59.33 |
| 162. | MBAREK Sammy | 02 | SC Neustadt/Weinstr. | 59.35 | 493 * | 27.79 | 59.35 |
| 163. | BERNARDI Andrea | 03 | Polisportiva Comunale Riccione | 59.38 | 493 | 28.29 | 59.38 |
| 164. | BERTUZZI Valentin | 04 | Herstalnatation | 59.41 | 492 | 28.35 | 59.41 |
| 165. | GILLARD Remi | 03 | Cercle Royal de Natation Arlonais | 59.87 | 481 | 28.93 | 59.87 |
| 166. | LOURTIE Theo | 04 | District Liege Namur Luxembourg | 59.89 | 480 | 28.90 | 59.89 |
| 167. | BROCKHAUS Robin | 01 | 1. Paderborner SV | 59.96 | 478 * | 27.75 | 59.96 |
| 168. | KIRCH Felix | 03 | Cercle de Natation Dudelange | 1:00.56 | 464 * | 28.62 | 1:00.56 |
| 169. | STIEF Fabio | 03 | SC Neustadt/Weinstr. | 1:00.76 | 460 * | 29.24 | 1:00.76 |
| 170. | SIMAO NOGUEIRA Joao | 04 | Schwammclub Deifferdang | 1:01.35 | 447 * | 29.40 | 1:01.35 |
| 171. | SMIT Luca | 03 | SC Wiesbaden 1911 | 1:01.57 | 442 * | 29.24 | 1:01.57 |
| 172. | NAEF Marcel | 03 | Swim Team Lucerne | 1:02.33 | 426 * | 29.75 | 1:02.33 |
| DSQ | MITCHELL Stefano | 99 | Plymouth Leander SC | | | | |
| <i>G2 - Starting before the starting signal (SW 4.4) (Time: 10:32)</i> | | | | | | | |
| DNS | WANTEN Bernd | 04 | Brabo Zwemclub Antwerpen | | | | |
| DNS | PILGER Maximilian | 96 | SG Essen | | | | |
| DNS | SOSNA Matthias | 00 | SG Essen | | | | |
| DNS | ZELLMANN Poul | 95 | SG Essen | | | | |
| DNS | ASHLEY-SPARKS Freddie | 02 | Plymouth Leander SC | | | | |
| DNS | MASCARENHAS Henrique | 01 | Plymouth Leander SC | | | | |
| DNS | GORDO Salvador | 03 | Plymouth Leander SC | | | | |
| DNS | LAVEN Henrik | 03 | SC Neustadt/Weinstr. | | | | |
| DNS | ENDERS Lennart | 01 | SC Wiesbaden 1911 | | | | |
| DNS | SUCH Thijs Oscar | 03 | SC Wiesbaden 1911 | | | | |
| DNS | VENDRAME Ivano | 97 | Italian Swimming Federation | | | | |
| DNS | VERLINDEN Joeri | 88 | PSV | | | | |
| WDR | EL-KAMASH Marwan | 93 | Energy Standard | | | | |
| WDR | STOLK Ivo | 01 | KNZB-OC | | | | |

Junior

| | | | | | | | |
|----|--------------------|----|----------------------------------|--------------|-------|-------|-------|
| 1. | MIROSLAW Rafael | 01 | SG HT16 Hamburg | 50.99 | 778 A | 24.41 | 50.99 |
| 2. | BURDISSO Frederico | 01 | Italian Swimming Federation | 51.29 | 765 B | 24.28 | 51.29 |
| 3. | BUKHOV Vladyslav | 02 | Ukrainian Swimming Federation | 51.67 | 748 B | 24.88 | 51.67 |
| 4. | FABIANI Remi | 01 | Fed. Luxembourgeoise de Natation | 52.45 | 715 | 24.61 | 52.45 |
| 5. | SCHUBERT Georg | 01 | Dresdner SC 1898 e.V. | 52.60 | 709 | 25.18 | 52.60 |
| 6. | KOCH Leo | 01 | SSG Pforzheim | 52.74 | 703 | 25.52 | 52.74 |
| 7. | KAMMANN Bjoern | 01 | AMTV-FTV Hamburg | 52.88 | 698 | 25.54 | 52.88 |
| 8. | THENU Maxime | 02 | FFN Ouest | 53.11 | 689 | 25.94 | 53.11 |
| | JAWORSKI Szymon | 01 | WKS Slask | 53.11 | 689 | 25.52 | 53.11 |





Fédération Luxembourgeoise
de Natation et de Sauvetage

LUXEMBOURG

LET'S MAKE IT HAPPEN

21st Luxembourg Euro Meet 2019
Luxembourg, 25th - 27th January 2019

Event 35, Boys, 100m Freestyle, Prelim, Junior

| Rank | YB | | Time | Pts | 50m | 100m |
|------|-------------------------|-------------------------------------|--------------|-------|-------|-------|
| 10. | SAUBER Bob | 01 Fed. Luxembourgeoise de Natation | 53.18 | 686 | 25.73 | 53.18 |
| 11. | JONES Reid | 02 Plymouth Leander SC | 53.29 | 682 | 25.11 | 53.29 |
| 12. | SUENKEL Rafael | 02 Dresdner SC 1898 e.V. | 53.38 | 678 | 25.42 | 53.38 |
| 13. | STROEBEK Lucas Bruun | 01 Denmark Junior | 53.46 | 675 | 26.05 | 53.46 |
| 14. | CLARKE Kameron | 02 Swim Wales | 53.88 | 659 | 25.76 | 53.88 |
| 15. | JACKOWSKI Tomasz | 02 WKS Slask | 53.92 | 658 | 26.37 | 53.92 |
| 16. | FRANCKX Stan | 02 Flanders | 53.95 | 657 | 25.85 | 53.95 |
| 17. | THOMPSON Joseph | 02 Plymouth Leander SC | 54.09 | 652 | 26.30 | 54.09 |
| 18. | LEES Axel | 02 ASPPTT Limoges | 54.12 | 651 | 26.26 | 54.12 |
| 19. | POOLE Charlie | 01 Swim England East Midlands | 54.23 | 647 | 26.02 | 54.23 |
| 20. | HUTZLER Max | 02 Dresdner SC 1898 e.V. | 54.37 | 642 | 25.75 | 54.37 |
| 21. | KRESS Phillip | 02 SG Poseidon Eppenheim | 54.45 | 639 | 26.53 | 54.45 |
| 22. | ROZENTALS Arnis Peteris | 01 BJSS Ridzene DSN | 54.59 | 634 | 26.12 | 54.59 |
| 23. | PICOCHÉ Louis | 02 FFN Ouest | 54.64 | 632 | 26.55 | 54.64 |
| 24. | GRUNERT Paul | 02 Schwimmverein Mannheim | 54.67 | 631 | 26.28 | 54.67 |
| 25. | BRENNER Luccas Dam | 01 Denmark Junior | 54.83 | 626 | 26.48 | 54.83 |
| 26. | SCHMITZ Jacques | 02 Fed. Luxembourgeoise de Natation | 55.03 | 619 | 26.58 | 55.03 |
| 27. | MENCEL Milosz | 02 WKS Slask | 55.05 | 618 | 26.61 | 55.05 |
| 28. | WILLIAMS Rhodri | 02 Swim Wales | 55.06 | 618 | 26.22 | 55.06 |
| 29. | EDWARDS Rhys | 02 Swim Wales | 55.11 | 616 | 26.77 | 55.11 |
| 30. | PAKER Batuhan | 02 Plymouth Leander SC | 55.13 | 616 | 26.28 | 55.13 |
| 31. | KATSCHKE Jan | 01 SG Wago | 55.15 | 615 | 26.29 | 55.15 |
| 32. | HEIDENREICH Tim | 01 Dresdner Delphine e.V. | 55.17 | 614 | 26.65 | 55.17 |
| 33. | HERION Martin | 01 Liege Mosan | 55.25 | 612 | 26.77 | 55.25 |
| 34. | BECKERS Felix | 01 Fed. Luxembourgeoise de Natation | 55.41 | 606 | 27.01 | 55.41 |
| 35. | FROST Oliver Noergaard | 02 Aalborg Svoemmeklub | 55.67 | 598 | 26.90 | 55.67 |
| 36. | BELSKIS Zenons | 01 BJSS Ridzene DSN | 55.68 | 597 | 26.29 | 55.68 |
| 37. | HOELBLING Alexander | 01 ATUS Knittelfeld | 55.76 | 595 | 26.51 | 55.76 |
| 38. | RICHARDS Owen | 01 Swim Wales | 55.85 | 592 | 27.17 | 55.85 |
| 39. | HUSQUINET Paul | 02 Liege Mosan | 56.00 | 587 | 26.69 | 56.00 |
| 40. | AL TUWAIJARI Mustafa | 02 Brabo Zwemclub Antwerpen | 56.18 | 582 | 26.83 | 56.18 |
| 41. | SIRBIKE Domas | 01 SV Nikar Heidelberg | 56.24 | 580 | 27.55 | 56.24 |
| 42. | AH WAN Lenel | 02 Plymouth Leander SC | 56.38 | 575 | 26.84 | 56.38 |
| 43. | VAN DEN BOSSCHE Yann | 01 Fed. Luxembourgeoise de Natation | 56.55 | 570 | 26.97 | 56.55 |
| 44. | SOVJANI Davide | 01 AS Merano | 56.75 | 564 | 27.18 | 56.75 |
| 45. | SAVVA Theo | 02 Swim Wales | 56.87 | 561 | 27.37 | 56.87 |
| 46. | BRUHA Jonas | 01 Sport-Union Annen e.V. | 57.00 | 557 | 26.67 | 57.00 |
| 47. | STEFFENS Lennart | 01 SG Bayer | 57.02 | 556 * | 27.45 | 57.02 |
| 48. | IVUSKANS Reinis Ricards | 02 BJSS Ridzene DSN | 57.14 | 553 * | 27.21 | 57.14 |
| 49. | AH WAN Hayden | 02 Plymouth Leander SC | 57.24 | 550 * | 27.09 | 57.24 |
| 50. | VELLEN Nicolas | 02 SG Neuss | 57.56 | 541 * | 27.66 | 57.56 |
| 51. | WERNER Nick | 01 SSG Saar Max Ritter | 57.58 | 540 * | 27.49 | 57.58 |
| 52. | NASINI Michele | 02 Polisportiva Comunale Riccione | 57.81 | 534 * | 27.77 | 57.81 |
| 53. | WIRTH David | 02 Schwammclub Deifferdang | 58.08 | 526 * | 27.84 | 58.08 |
| 54. | SKALSKI Maximilian | 02 TV 1843 Dillenburg | 58.33 | 520 * | 27.72 | 58.33 |
| 55. | BANKY Jordan | 01 Swimming Luxembourg | 58.69 | 510 * | 27.65 | 58.69 |
| 56. | LISOVSKIS Aleksandrs | 02 BJSS Ridzene DSN | 59.29 | 495 * | 27.77 | 59.29 |
| 57. | MBAREK Sammy | 02 SC Neustadt/Weinstr. | 59.35 | 493 * | 27.79 | 59.35 |
| 58. | BROCKHAUS Robin | 01 1. Paderborner SV | 59.96 | 478 * | 27.75 | 59.96 |
| DNS | ASHLEY-SPARKS Freddie | 02 Plymouth Leander SC | | | | |
| DNS | MASCARENHAS Henrique | 01 Plymouth Leander SC | | | | |
| DNS | ENDERS Lennart | 01 SC Wiesbaden 1911 | | | | |





Fédération Luxembourgeoise
de Natation et de Sauvetage

21st Luxembourg Euro Meet 2019
Luxembourg, 25th - 27th January 2019

LUXEMBOURG

LET'S MAKE IT HAPPEN

Event 35, Boys, 100m Freestyle, Prelim, Junior

| Rank | YB | | Time | Pts | 50m | 100m |
|---------------|----|---------|------|-----|-----|------|
| WDR STOLK Ivo | 01 | KNZB-OC | | | | |

Youth

| | | | | | | |
|--------------------------------|----|-----------------------------------|----------------|-------|-------|---------|
| 1. NICKELSEN Rasmus | 03 | Denmark Junior | 52.87 | 698 | 25.04 | 52.87 |
| 2. PETROCHUK Illya | 03 | Lutsk | 53.13 | 688 | 25.50 | 53.13 |
| 3. ZHURAVEL Nazar | 03 | WKS Slask | 53.37 | 679 | 25.76 | 53.37 |
| 4. EICHLER Adrian | 03 | SC Wiesbaden 1911 | 54.10 | 651 | 26.24 | 54.10 |
| 5. GALLAGHER Dylan | 03 | Swim Wales | 54.87 | 624 | 26.35 | 54.87 |
| 6. CANARELLI Baptiste | 03 | Collectif Nouvelle-Aquitaine | 55.14 | 615 | 26.74 | 55.14 |
| 7. DALEIDEN CIUFERRI Ralph | 03 | Fed. Luxembourgeoise de Natation | 55.34 | 609 | 26.53 | 55.34 |
| 8. STREEFLAND Keanu | 03 | KNZB-OC | 55.43 | 606 | 26.92 | 55.43 |
| 9. SUE Jona Finn | 03 | Hannoverscher SV 1892 | 55.49 | 604 | 27.04 | 55.49 |
| 10. HART James | 04 | Plymouth Leander SC | 55.71 | 597 | 27.49 | 55.71 |
| 11. BOKOV Rodion | 03 | Swimming Luxembourg | 55.89 | 591 | 27.04 | 55.89 |
| 12. VAN ROMPAEY Senne | 03 | Brabo Zwemclub Antwerpen | 56.18 | 582 | 26.84 | 56.18 |
| 13. SNIEDZE Ricards Janis | 03 | BJSS Ridzene DSN | 56.29 | 578 | 27.17 | 56.29 |
| 14. GRIFFITHS Alex | 03 | Swim Wales | 56.32 | 577 | 26.87 | 56.32 |
| 15. MAIER Nelson | 03 | TV Gut Heil Billstedt | 56.34 | 577 | 26.88 | 56.34 |
| 16. KOSTIKOV Yaroslav | 04 | Youth of Moscow | 56.67 | 567 | 27.50 | 56.67 |
| 17. JAAS Jeff | 04 | Fed. Luxembourgeoise de Natation | 56.95 | 558 | 27.31 | 56.95 |
| 18. GUERIN Lucas | 04 | Collectif Nouvelle-Aquitaine | 57.10 | 554 | 27.62 | 57.10 |
| 19. REMACLE Hugo | 03 | District Liege Namur Luxembourg | 57.33 | 547 | 27.80 | 57.33 |
| 20. EPNER Moritz | 03 | SC Wiesbaden 1911 | 57.38 | 546 | 27.33 | 57.38 |
| 21. SONNENBERG Philipp | 04 | SC Neustadt/Weinstr. | 57.42 | 545 | 27.51 | 57.42 |
| 22. SCHMIDIGER Ian | 03 | Swim Team Lucerne | 57.64 | 539 | 27.46 | 57.64 |
| 23. SCHWICK Maximilian | 04 | Dresdner SC 1898 e.V. | 57.67 | 538 | 27.44 | 57.67 |
| 24. VAN AGGELEN Tobias | 04 | SG Neuss | 57.68 | 537 | 27.85 | 57.68 |
| 25. WASHBURN Finlay | 04 | Plymouth Leander SC | 57.72 | 536 | 27.27 | 57.72 |
| 26. DE COOMAN Francois-Clement | 04 | District Liege Namur Luxembourg | 57.82 | 534 | 27.89 | 57.82 |
| 27. GDANIEC Hubert | 04 | Plymouth Leander SC | 58.02 | 528 | 28.26 | 58.02 |
| 28. BOURCKEL Mike | 03 | Cercle de Natation Wiltz | 58.24 | 522 | 27.73 | 58.24 |
| 29. EIPL Tim | 03 | SG Poseidon Eppelheim | 58.27 | 521 | 27.79 | 58.27 |
| 30. LANNERS Nicolas | 04 | Fed. Luxembourgeoise de Natation | 58.51 | 515 | 28.12 | 58.51 |
| 31. CONSTANTINO CAEIRO Diogo | 03 | Cercle de Natation Dudelange | 58.54 | 514 | 28.31 | 58.54 |
| 32. CHRISTIN Matthieu Nathan | 03 | Youth of Moscow | 58.66 | 511 | 28.35 | 58.66 |
| 33. FERREIRA DO COUTO Goncalo | 04 | Cercle des Nageurs de Sion | 58.72 | 509 | 27.32 | 58.72 |
| 34. GANZEY Egor | 03 | Russia Ugra | 58.98 | 503 | 28.37 | 58.98 |
| 35. FRANCOIS Mathias | 03 | District Liege Namur Luxembourg | 59.02 | 502 | 28.45 | 59.02 |
| 36. NORTH Oscar | 03 | Plymouth Leander SC | 59.25 | 496 | 28.52 | 59.25 |
| 37. DANTHINE Zacharie | 04 | Cercle Royal de Natation Arlonais | 59.33 | 494 | 28.73 | 59.33 |
| 38. BERNARDI Andrea | 03 | Polisportiva Comunale Riccione | 59.38 | 493 | 28.29 | 59.38 |
| 39. BERTUZZI Valentin | 04 | Herstalnatation | 59.41 | 492 | 28.35 | 59.41 |
| 40. GILLARD Remi | 03 | Cercle Royal de Natation Arlonais | 59.87 | 481 | 28.93 | 59.87 |
| 41. LOURTIE Theo | 04 | District Liege Namur Luxembourg | 59.89 | 480 | 28.90 | 59.89 |
| 42. KIRCH Felix | 03 | Cercle de Natation Dudelange | 1:00.56 | 464 * | 28.62 | 1:00.56 |
| 43. STIEF Fabio | 03 | SC Neustadt/Weinstr. | 1:00.76 | 460 * | 29.24 | 1:00.76 |
| 44. SIMAO NOGUEIRA Joao | 04 | Schwammclub Deifferdang | 1:01.35 | 447 * | 29.40 | 1:01.35 |
| 45. SMIT Luca | 03 | SC Wiesbaden 1911 | 1:01.57 | 442 * | 29.24 | 1:01.57 |
| 46. NAEF Marcel | 03 | Swim Team Lucerne | 1:02.33 | 426 * | 29.75 | 1:02.33 |
| DNS WANTEN Bernd | 04 | Brabo Zwemclub Antwerpen | | | | |
| DNS GORDO Salvador | 03 | Plymouth Leander SC | | | | |
| DNS LAVEN Henrik | 03 | SC Neustadt/Weinstr. | | | | |





Fédération Luxembourgeoise
de Natation et de Sauvetage

LUXEMBOURG


LET'S MAKE IT HAPPEN

21st Luxembourg Euro Meet 2019
Luxembourg, 25th - 27th January 2019

Event 35, Boys, 100m Freestyle, Prelim, Youth

| Rank | YB | | Time | Pts | 50m | 100m |
|------|------|-------------|------|-------------------|-----|------|
| DNS | SUCH | Thijs Oscar | 03 | SC Wiesbaden 1911 | | |





Fédération Luxembourgeoise
de Natation et de Sauvetage

LUXEMBOURG

LET'S MAKE IT HAPPEN

21st Luxembourg Euro Meet 2019
Luxembourg, 25th - 27th January 2019


| Event 29 27.01.2019 | Men, 100m Breaststroke sponsored by: Sales-Lentz | | | | Open Results Swim Off Prelim |
|------------------------|---|------------|-----|---------------|---------------------------------|
| Meet Record | 58.94 | PEATY Adam | GBR | Luxembourg | 29.01.2017 |
| World Record | 57.10 | PEATY Adam | GBR | Glasgow (GBR) | 04.08.2018 |
| European Record | 57.10 | PEATY Adam | GBR | Glasgow (GBR) | 04.08.2018 |

Open 19 +: 1:08.65 / Junior 17 - 18: 1:12.65 / Youth 15 - 16: 1:15.00

Points: FINA 2018

| Rank | | YB | | Time | Pts | 50m | 100m |
|------|----------------|----|----------------------------------|----------------|-------|-------|---------|
| 1. | TKACHUK Maksim | 03 | Lutsk | 1:10.32 | 536 | 32.28 | 1:10.32 |
| 2. | ROLKO Ricky | 99 | Fed. Luxembourgeoise de Natation | 1:10.98 | 521 * | 33.15 | 1:10.98 |





Fédération Luxembourgeoise
de Natation et de Sauvetage

LU XEMBOURG

LET'S MAKE IT HAPPEN

21st Luxembourg Euro Meet 2019
Luxembourg, 25th - 27th January 2019

6 - Sunday afternoon


27.01.2019 - 15:55

| Event 126 | Women, 400m Freestyle | | | | | Open |
|--------------------|-----------------------|---------------------|-----|------------|------------|---------------|
| 27.01.2019 - 16:30 | sponsored by: Cactus | | | | | Results Final |
| Meet Record | 4:07.94 | BELMONTE Mireia | ESP | Luxembourg | 31.01.2016 | |
| World Record | 3:56.46 | LEDECKY Kathleen | USA | Rio (BRA) | 07.08.2016 | |
| European Record | 3:59.15 | PELLEGRINI Federica | ITA | Rome (ITA) | 26.07.2009 | |

Points: FINA 2018

| Rank | YB | | | | Time | Pts |
|--------------------------|-------------------------------|---------------------|---------------------|--|----------------|-----|
| 1. HOSSZU Katinka | 89 Iron Swim | | | | 4:13.84 | 808 |
| 50m: 29.77 29.77 | 150m: 1:34.09 32.12 | 250m: 2:38.85 32.43 | 350m: 3:43.53 32.20 | | | |
| 100m: 1:01.97 32.20 | 200m: 2:06.42 32.33 | 300m: 3:11.33 32.48 | 400m: 4:13.84 30.31 | | | |
| 2. HOLDEN Polly | 99 Nova Centurion SC | | | | 4:14.33 | 803 |
| 50m: 29.99 29.99 | 150m: 1:34.12 32.05 | 250m: 2:38.52 32.24 | 350m: 3:43.05 32.06 | | | |
| 100m: 1:02.07 32.08 | 200m: 2:06.28 32.16 | 300m: 3:10.99 32.47 | 400m: 4:14.33 31.28 | | | |
| 3. GLENISTER Michaella | 02 Swim England East Midlands | | | | 4:18.39 | 766 |
| 50m: 29.53 29.53 | 150m: 1:34.43 32.68 | 250m: 2:40.51 33.06 | 350m: 3:46.80 33.13 | | | |
| 100m: 1:01.75 32.22 | 200m: 2:07.45 33.02 | 300m: 3:13.67 33.16 | 400m: 4:18.39 31.59 | | | |
| 4. VILLESEN Katrine Bukh | 00 Aalborg Svoemmeklub | | | | 4:18.79 | 762 |
| 50m: 29.65 29.65 | 150m: 1:34.48 32.62 | 250m: 2:40.14 32.89 | 350m: 3:46.58 33.05 | | | |
| 100m: 1:01.86 32.21 | 200m: 2:07.25 32.77 | 300m: 3:13.53 33.39 | 400m: 4:18.79 32.21 | | | |
| 5. WIZARD Betsy | 03 Swim England East Midlands | | | | 4:21.54 | 739 |
| 50m: 29.59 29.59 | 150m: 1:35.52 32.96 | 250m: 2:41.45 32.87 | 350m: 3:48.95 33.46 | | | |
| 100m: 1:02.56 32.97 | 200m: 2:08.58 33.06 | 300m: 3:15.49 34.04 | 400m: 4:21.54 32.59 | | | |
| 6. SLEVIN Mia | 03 Swim England East Midlands | | | | 4:22.86 | 727 |
| 50m: 30.23 30.23 | 150m: 1:37.06 33.51 | 250m: 2:44.48 33.37 | 350m: 3:51.28 32.72 | | | |
| 100m: 1:03.55 33.32 | 200m: 2:11.11 34.05 | 300m: 3:18.56 34.08 | 400m: 4:22.86 31.58 | | | |
| 7. COLBERT Freya | 04 Swim England East Midlands | | | | 4:23.12 | 725 |
| 50m: 30.46 30.46 | 150m: 1:36.46 33.23 | 250m: 2:43.92 33.66 | 350m: 3:50.79 33.36 | | | |
| 100m: 1:03.23 32.77 | 200m: 2:10.26 33.80 | 300m: 3:17.43 33.51 | 400m: 4:23.12 32.33 | | | |
| 8. ELLIOTT Maisie | 03 Swim England East Midlands | | | | 4:26.92 | 695 |
| 50m: 30.00 30.00 | 150m: 1:36.48 33.54 | 250m: 2:45.26 34.50 | 350m: 3:54.06 34.15 | | | |
| 100m: 1:02.94 32.94 | 200m: 2:10.76 34.28 | 300m: 3:19.91 34.65 | 400m: 4:26.92 32.86 | | | |
| 9. WILKE Franka | 02 Plymouth Leander SC | | | | 4:28.49 | 683 |
| 50m: 31.03 31.03 | 150m: 1:37.68 33.86 | 250m: 2:45.82 34.13 | 350m: 3:54.60 34.47 | | | |
| 100m: 1:03.82 32.79 | 200m: 2:11.69 34.01 | 300m: 3:20.13 34.31 | 400m: 4:28.49 33.89 | | | |
| 10. DUUS Mia Steen | 01 Denmark Senior | | | | 4:30.88 | 665 |
| 50m: 31.15 31.15 | 150m: 1:39.35 34.43 | 250m: 2:48.15 34.41 | 350m: 3:57.31 34.83 | | | |
| 100m: 1:04.92 33.77 | 200m: 2:13.74 34.39 | 300m: 3:22.48 34.33 | 400m: 4:30.88 33.57 | | | |





Fédération Luxembourgeoise
de Natation et de Sauvetage

LUXEMBOURG

LET'S MAKE IT HAPPEN

21st Luxembourg Euro Meet 2019
Luxembourg, 25th - 27th January 2019

Event 127
27.01.2019 - 16:37

Men, 400m Freestyle
sponsored by: Cactus


Open
Results Final

| | | | | | |
|-----------------|---------|--------------------|-----|------------|------------|
| Meet Record | 3:48.68 | ROMANCHUK Mykhaylo | UKR | Luxembourg | 28.01.2018 |
| World Record | 3:40.07 | BIEDERMANN Paul | GER | Rome (ITA) | 26.07.2009 |
| European Record | 3:40.07 | BIEDERMANN Paul | GER | Rome (ITA) | 26.07.2009 |

Points: FINA 2018

| Rank | YB | | | | Time | | | | Pts |
|------|---|-------|---------------|-------|----------------|-------|---------------|-------|-----|
| 1. | ROMANCHUK Mykhaylo 96 Energy Standard | | | | 3:50.76 | | | | 867 |
| | 50m: 27.11 | 27.11 | 150m: 1:24.69 | 28.82 | 250m: 2:23.27 | 29.19 | 350m: 3:21.88 | 29.17 | |
| | 100m: 55.87 | 28.76 | 200m: 1:54.08 | 29.39 | 300m: 2:52.71 | 29.44 | 400m: 3:50.76 | 28.88 | |
| 2. | ZELLMANN Poul 95 SG Essen | | | | 3:53.36 | | | | 838 |
| | 50m: 26.45 | 26.45 | 150m: 1:24.23 | 29.28 | 250m: 2:23.90 | 29.96 | 350m: 3:24.11 | 30.22 | |
| | 100m: 54.95 | 28.50 | 200m: 1:53.94 | 29.71 | 300m: 2:53.89 | 29.99 | 400m: 3:53.36 | 29.25 | |
| 3. | MAKSUMOV Ernest 97 Moscow Club | | | | 3:54.55 | | | | 825 |
| | 50m: 27.81 | 27.81 | 150m: 1:27.26 | 29.88 | 250m: 2:27.29 | 29.93 | 350m: 3:26.76 | 29.43 | |
| | 100m: 57.38 | 29.57 | 200m: 1:57.36 | 30.10 | 300m: 2:57.33 | 30.04 | 400m: 3:54.55 | 27.79 | |
| 4. | FROLOV Sergiy 92 Energy Standard | | | | 3:54.67 | | | | 824 |
| | 50m: 27.61 | 27.61 | 150m: 1:27.42 | 29.97 | 250m: 2:27.51 | 29.71 | 350m: 3:26.92 | 29.34 | |
| | 100m: 57.45 | 29.84 | 200m: 1:57.80 | 30.38 | 300m: 2:57.58 | 30.07 | 400m: 3:54.67 | 27.75 | |
| 5. | ZIRK Kregor 99 Energy Standard | | | | 3:57.10 | | | | 799 |
| | 50m: 27.03 | 27.03 | 150m: 1:27.41 | 30.08 | 250m: 2:27.95 | 30.07 | 350m: 3:27.91 | 29.73 | |
| | 100m: 57.33 | 30.30 | 200m: 1:57.88 | 30.47 | 300m: 2:58.18 | 30.23 | 400m: 3:57.10 | 29.19 | |
| 6. | ZHIKHAREV Petr 99 Youth of Moscow | | | | 3:58.89 | | | | 781 |
| | 50m: 27.60 | 27.60 | 150m: 1:27.75 | 30.04 | 250m: 2:28.56 | 30.43 | 350m: 3:30.15 | 30.85 | |
| | 100m: 57.71 | 30.11 | 200m: 1:58.13 | 30.38 | 300m: 2:59.30 | 30.74 | 400m: 3:58.89 | 28.74 | |
| 7. | SCHMIDT Danny 01 Hessischer Schwimm-Verband | | | | 4:00.51 | | | | 766 |
| | 50m: 27.70 | 27.70 | 150m: 1:27.76 | 30.40 | 250m: 2:28.99 | 30.64 | 350m: 3:31.02 | 31.25 | |
| | 100m: 57.36 | 29.66 | 200m: 1:58.35 | 30.59 | 300m: 2:59.77 | 30.78 | 400m: 4:00.51 | 29.49 | |
| 8. | BETH Silas 03 SG Bad Schwartau | | | | 4:02.75 | | | | 745 |
| | 50m: 27.48 | 27.48 | 150m: 1:28.56 | 30.82 | 250m: 2:30.10 | 30.69 | 350m: 3:32.55 | 31.37 | |
| | 100m: 57.74 | 30.26 | 200m: 1:59.41 | 30.85 | 300m: 3:01.18 | 31.08 | 400m: 4:02.75 | 30.20 | |
| 9. | GIOVANNONI Ivan 02 Tiro a Volo Nuoto | | | | 4:03.51 | | | | 738 |
| | 50m: 27.67 | 27.67 | 150m: 1:30.21 | 31.35 | 250m: 2:32.61 | 30.90 | 350m: 3:34.85 | 30.81 | |
| | 100m: 58.86 | 31.19 | 200m: 2:01.71 | 31.50 | 300m: 3:04.04 | 31.43 | 400m: 4:03.51 | 28.66 | |
| 10. | BEELEY Tom 99 Plymouth Leander SC | | | | 4:09.94 | | | | 682 |
| | 50m: 27.41 | 27.41 | 150m: 1:28.97 | 31.19 | 250m: 2:32.63 | 32.01 | 350m: 3:38.12 | 32.57 | |
| | 100m: 57.78 | 30.37 | 200m: 2:00.62 | 31.65 | 300m: 3:05.55 | 32.92 | 400m: 4:09.94 | 31.82 | |





Fédération Luxembourgeoise
de Natation et de Sauvetage

LUXEMBOURG

LET'S MAKE IT HAPPEN

21st Luxembourg Euro Meet 2019
Luxembourg, 25th - 27th January 2019

| Event 128 27.01.2019 - 15:55 | Women, 100m Breaststroke sponsored by: Cactus | | | | Open Results Finals |
|---------------------------------|--|----------------|-----|-----------------|------------------------|
| Meet Record | 1:07.26 | MEILUTYTE Ruta | LTU | Luxembourg | 20.01.2013 |
| World Record | 1:04.13 | KING Lillia C | USA | Budapest (HUN) | 25.07.2017 |
| European Record | 1:04.35 | MEILUTYTE Ruta | LTU | Barcelona (ESP) | 29.07.2013 |

Points: FINA 2018

| Rank | YB | | Time | Pts | 50m | 100m |
|----------------|-------------------|-----------------------------------|----------------|-----|-------|---------|
| Final A | | | | | | |
| 1. | CARRARO Martina | 93 Italian Swimming Federation | 1:07.35 | 863 | 31.91 | 1:07.35 |
| 2. | ELENDT Anna | 01 Hessischer Schwimm-Verband | 1:09.57 | 783 | 32.72 | 1:09.57 |
| 3. | STEIGER Jessica | 92 VFL Gladbeck 1921 | 1:09.82 | 774 | 33.41 | 1:09.82 |
| 4. | SCARCELLA Ilaria | 93 C.C. Aniene | 1:10.19 | 762 | 32.87 | 1:10.19 |
| 5. | TEDESCHI Sofia | 97 Tiro a Volo Nuoto | 1:10.28 | 759 | 32.57 | 1:10.28 |
| 6. | METZ Rosey | 01 KNZB-OC | 1:10.43 | 754 | 33.28 | 1:10.43 |
| 7. | BLOMSTERBERG Thea | 02 Denmark Junior | 1:10.68 | 746 | 33.35 | 1:10.68 |
| 8. | RUHNAU Alice | 95 SG Essen | 1:12.04 | 705 | 33.04 | 1:12.04 |
| 9. | HERKLE Kim | 03 SV Cannstatt 1898 e.V. | 1:12.64 | 688 | 34.55 | 1:12.64 |
| 10. | SCHIMMEL Hilja | 03 Team West | 1:12.89 | 681 | 34.81 | 1:12.89 |
| Final B | | | | | | |
| 11. | BROEKHOVEN Lana | 03 Plymouth Leander SC | 1:12.46 | 693 | 33.73 | 1:12.46 |
| 12. | JUNG Maïke | 02 Swimteam Heddos | 1:12.73 | 685 | 34.59 | 1:12.73 |
| 13. | KRONIGER Anna | 00 SV Blau-Weiss Bochum | 1:13.18 | 672 | 34.77 | 1:13.18 |
| 14. | STAUDINGER Sara | 99 Schwimmclub Uster Wallisellen | 1:13.35 | 668 | 34.84 | 1:13.35 |
| 15. | FLETCHER Cira | 98 Nova Centurion SC | 1:13.45 | 665 | 35.53 | 1:13.45 |
| 16. | MAZZONI Samanta | 01 Polisportiva Comunale Riccione | 1:13.56 | 662 | 34.06 | 1:13.56 |
| 17. | PICHLER Nicole | 95 ATUS Graz | 1:13.79 | 656 | 35.02 | 1:13.79 |
| 18. | GAARD Regitze | 01 Denmark Senior | 1:13.80 | 656 | 34.80 | 1:13.80 |
| 19. | KOOP Marina | 00 VFL Gladbeck 1921 | 1:15.63 | 609 | 35.44 | 1:15.63 |
| 20. | DUPONT Zia | 02 FFN Ouest | 1:15.94 | 602 | 35.17 | 1:15.94 |





Fédération Luxembourgeoise
de Natation et de Sauvetage

LUXEMBOURG

LET'S MAKE IT HAPPEN

21st Luxembourg Euro Meet 2019
Luxembourg, 25th - 27th January 2019

Event 129 Men, 100m Breaststroke Open
27.01.2019 - 15:59 sponsored by: Sales-Lentz Results Finals

| | | | | | |
|-----------------|-------|------------|-----|---------------|------------|
| Meet Record | 58.94 | PEATY Adam | GBR | Luxembourg | 29.01.2017 |
| World Record | 57.10 | PEATY Adam | GBR | Glasgow (GBR) | 04.08.2018 |
| European Record | 57.10 | PEATY Adam | GBR | Glasgow (GBR) | 04.08.2018 |

Points: FINA 2018

| Rank | YB | | Time | Pts | 50m | 100m |
|---------|----|---|----------------|-----|-------|---------|
| Final A | | | | | | |
| 1. | 99 | MARTINENGIH Nicolò Italian Swimming Federation | 59.37 | 891 | 27.57 | 59.37 |
| 2. | 95 | KAMMINGA Arno KNZB | 1:00.30 | 850 | 28.49 | 1:00.30 |
| 3. | 88 | SCOZZOLI Fabio Italian Swimming Federation | 1:01.10 | 817 | 28.14 | 1:01.10 |
| 4. | 96 | PILGER Maximilian SG Essen | 1:01.68 | 794 | 28.74 | 1:01.68 |
| 5. | 89 | TITENIS Giedrius Lithuanian Swimming Federation | 1:02.09 | 778 | 28.80 | 1:02.09 |
| 6. | 98 | STRILETS Ivan Ukrainian Swimming Federation | 1:02.17 | 775 | 28.84 | 1:02.17 |
| 7. | 99 | KOPTIELOV Mykyta Ukrainian Swimming Federation | 1:02.47 | 764 | 29.04 | 1:02.47 |
| 8. | 00 | MATZERATH Lucas Hessischer Schwimm-Verband | 1:03.57 | 725 | 29.36 | 1:03.57 |
| 9. | 98 | GREVE Philip Farum | 1:04.05 | 709 | 29.16 | 1:04.05 |
| DSQ | 90 | KOCH Marco Hessischer Schwimm-Verband | | | | |

B14 - did not touch the wall with both hands simultaneously and separated at the turn / finish (SW 7.6) (Time: 16:58)

| | | | | | | |
|---------|----|---|----------------|-----|-------|---------|
| Final B | | | | | | |
| 11. | 00 | PETRASHOV Denis Kyrgyz Republic Swimming Federation | 1:03.10 | 742 | 30.16 | 1:03.10 |
| 12. | 04 | KRYZHANIVSKYI Rostyslav Ukrainian Swimming Federation | 1:03.25 | 736 | 30.20 | 1:03.25 |
| 13. | 00 | BRYAN Connor Swim Wales | 1:03.36 | 733 | 29.59 | 1:03.36 |
| 14. | 97 | CHILLINGWORTH Adam Plymouth Leander SC | 1:03.57 | 725 | 30.17 | 1:03.57 |
| 15. | 97 | KUEHLING Alexander SG Bayer | 1:04.40 | 698 | 30.02 | 1:04.40 |
| 16. | 98 | LEWIS James Swim Wales | 1:04.43 | 697 | 30.46 | 1:04.43 |
| 17. | 99 | WILLIM Yannis Merlin SG Bayer | 1:04.74 | 687 | 30.44 | 1:04.74 |
| 18. | 02 | KRESS Phillip SG Poseidon Eppelheim | 1:05.44 | 665 | 30.96 | 1:05.44 |
| 19. | 03 | TKACHUK Maksim Lutsk | 1:05.96 | 649 | 31.39 | 1:05.96 |
| 20. | 01 | SKRYDSTRUP Aksel Aarhus Swim | 1:06.74 | 627 | 31.32 | 1:06.74 |





Fédération Luxembourgeoise
de Natation et de Sauvetage

LUXEMBOURG

LET'S MAKE IT HAPPEN

21st Luxembourg Euro Meet 2019
Luxembourg, 25th - 27th January 2019

Event 130 Women, 200m Backstroke Open
27.01.2019 - 16:02 sponsored by: Rosport Results Finals

| | | | | | |
|-----------------|---------|--------------------|-----|--------------|------------|
| Meet Record | 2:09.95 | ZEVINA Daryna | UKR | Luxembourg | 31.01.2016 |
| World Record | 2:04.06 | FRANKLIN Melissa | USA | London (GBR) | 03.08.2012 |
| European Record | 2:04.94 | FESIKOVA Anastasia | RUS | Rome (ITA) | 01.08.2009 |

Points: FINA 2018

| Rank | | YB | | Time | Pts | 50m | 100m | 150m | 200m |
|---------|--------------------|----|----------------------------------|----------------|-----|-------|---------|---------|---------|
| Final A | | | | | | | | | |
| 1. | HOSSZU Katinka | 89 | Iron Swim | 2:11.82 | 833 | 31.38 | 1:04.96 | 1:38.66 | 2:11.82 |
| 2. | MENSING Jenny | 86 | Hessischer Schwimm-Verband | 2:14.84 | 778 | 31.69 | 1:05.44 | 1:40.06 | 2:14.84 |
| 3. | RAMATELLI Giulia | 00 | Tiro a Volo Nuoto | 2:14.88 | 778 | 32.28 | 1:05.89 | 1:40.05 | 2:14.88 |
| 4. | OSRIN Honey | 03 | Plymouth Leander SC | 2:16.40 | 752 | 32.29 | 1:07.40 | 1:42.69 | 2:16.40 |
| 5. | PARUSCIO Letizia | 96 | C.C. Aniene | 2:16.67 | 747 | 32.01 | 1:06.36 | 1:41.55 | 2:16.67 |
| 6. | SCALIA Silvia | 95 | Italian Swimming Federation | 2:19.51 | 703 | 31.70 | 1:07.08 | 1:43.33 | 2:19.51 |
| 7. | SOERENSEN Karoline | 02 | Denmark Junior | 2:21.60 | 672 | 32.22 | 1:07.57 | 1:44.59 | 2:21.60 |
| 8. | WOLTER Celine | 04 | Dresdner SC 1898 e.V. | 2:21.72 | 670 | 32.69 | 1:08.54 | 1:46.03 | 2:21.72 |
| 9. | WIECZOREK Rieke | 03 | Hessischer Schwimm-Verband | 2:23.37 | 647 | 32.89 | 1:09.52 | 1:46.86 | 2:23.37 |
| 10. | BANKY Jacqueline | 96 | Fed. Luxembourgeoise de Natation | 2:26.72 | 604 | 32.65 | 1:09.42 | 1:47.80 | 2:26.72 |
| Final B | | | | | | | | | |
| 11. | TASZHANOVA Diana | 04 | Dostyk Aktobe | 2:22.52 | 659 | 32.70 | 1:08.15 | 1:45.06 | 2:22.52 |
| 12. | APUSHKINSKAYA Anna | 04 | SSG Saar Max Ritter | 2:24.23 | 636 | 33.20 | 1:09.46 | 1:47.31 | 2:24.23 |
| 13. | FORSS Trine | 03 | Team West | 2:24.36 | 634 | 33.42 | 1:10.02 | 1:47.61 | 2:24.36 |
| 14. | PATEL Maana | 00 | Glenmark Aquatic Foundation | 2:25.04 | 625 | 32.54 | 1:08.42 | 1:47.45 | 2:25.04 |
| 15. | HANQUET Marion | 01 | Team West | 2:25.50 | 619 | 34.63 | 1:11.36 | 1:48.59 | 2:25.50 |
| 16. | MUELLER Selina | 98 | SC Wiesbaden 1911 | 2:25.51 | 619 | 33.96 | 1:10.67 | 1:48.64 | 2:25.51 |
| 17. | TREGOAT Angeline | 02 | FFN Ouest | 2:25.80 | 616 | 33.78 | 1:10.55 | 1:48.48 | 2:25.80 |
| 18. | PALMUND Liva | 02 | Denmark Junior | 2:26.57 | 606 | 33.57 | 1:10.88 | 1:48.84 | 2:26.57 |
| 19. | ORMIERES Sephora | 02 | FFN Ouest | 2:29.32 | 573 | 34.34 | 1:11.33 | 1:50.43 | 2:29.32 |
| 20. | CLERC Enola | 03 | Canards La Rochelle | 2:30.71 | 557 | 35.41 | 1:13.39 | 1:52.84 | 2:30.71 |





Fédération Luxembourgeoise
de Natation et de Sauvetage

LUXEMBOURG

LET'S MAKE IT HAPPEN

21st Luxembourg Euro Meet 2019
Luxembourg, 25th - 27th January 2019

Event 131

27.01.2019 - 16:06

Men, 200m Backstroke

sponsored by: Rosport

Open


Results Finals

| | | | | | |
|-----------------|---------|-----------------------|-----|---------------|------------|
| Meet Record | 1:59.63 | CICCARESE Christopher | ITA | Luxembourg | 29.01.2017 |
| World Record | 1:51.92 | PEIRSOL Aaron | USA | Rome (ITA) | 31.07.2009 |
| European Record | 1:53.36 | RYLOV Evgeny | RUS | Glasgow (GBR) | 08.08.2018 |

Points: FINA 2018

| Rank | | YB | | Time | Pts | 50m | 100m | 150m | 200m |
|---------|----------------------|-----|-------------------------------------|----------------|-----|-------|---------|---------|---------|
| Final A | | | | | | | | | |
| 1. | GLINTA Robert-Andrei | 97 | Romania | 2:01.80 | 775 | 27.32 | 58.03 | 1:29.43 | 2:01.80 |
| 2. | MORA Lorenzo | 98 | Ass. Amici Del Nuoto Vigili Del Fuc | 2:03.78 | 739 | 28.47 | 59.99 | 1:32.28 | 2:03.78 |
| 3. | ZIEMANN Felix | 97 | SC Wiesbaden 1911 | 2:05.41 | 710 | 29.11 | 1:01.09 | 1:33.60 | 2:05.41 |
| 4. | BELLAY Mathieu | 97 | Vikings de Rouen | 2:07.07 | 683 | 29.43 | 1:01.54 | 1:34.41 | 2:07.07 |
| 5. | FOELDHAZI David | 95 | Iron Swim | 2:07.39 | 678 | 29.04 | 1:01.56 | 1:34.75 | 2:07.39 |
| 6. | DE GROOT Samuel | 99 | ASPTT Limoges | 2:07.69 | 673 | 29.69 | 1:01.97 | 1:35.03 | 2:07.69 |
| 7. | JANSEN Thomas | 01 | KNZB-OC | 2:08.66 | 658 | 29.30 | 1:02.62 | 1:36.17 | 2:08.66 |
| 8. | BRENNER Luccas Dam | 01 | Denmark Junior | 2:08.90 | 654 | 30.21 | 1:03.20 | 1:36.61 | 2:08.90 |
| 9. | FRANCKX Stan | 02 | Flanders | 2:10.11 | 636 | 29.57 | 1:01.63 | 1:35.72 | 2:10.11 |
| 10. | JODIN Mateo | 01 | FFN Ouest | 2:10.73 | 627 | 30.05 | 1:03.54 | 1:37.69 | 2:10.73 |
| Final B | | | | | | | | | |
| 11. | REES Michael | 00 | Nova Centurion SC | 2:08.48 | 661 | 29.93 | 1:02.63 | 1:35.77 | 2:08.48 |
| 12. | NISSEN Jakob Strunge | 02 | Denmark Junior | 2:09.01 | 652 | 30.18 | 1:03.37 | 1:37.20 | 2:09.01 |
| 13. | TRUMPA Adrian | 00 | SG Poseidon Eppelheim | 2:09.73 | 642 | 29.74 | 1:03.15 | 1:36.87 | 2:09.73 |
| 14. | ZLATIC Lazar | 94 | Iron Swim | 2:10.60 | 629 | 29.39 | 1:02.84 | 1:36.82 | 2:10.60 |
| 15. | PEDERSEN Nicklas Oes | 02a | Denmark Junior | 2:12.41 | 603 | 30.14 | 1:03.58 | 1:38.53 | 2:12.41 |
| 16. | SPEAKMAN Zachariah | 02 | Swim Wales | 2:13.83 | 584 | 29.89 | 1:03.63 | 1:39.33 | 2:13.83 |
| 17. | DULONDEL Louis | 98 | Vikings de Rouen | 2:14.06 | 581 | 30.62 | 1:04.52 | 1:39.61 | 2:14.06 |
| 18. | SCHMITZ Timon | 02 | SG Neuss | 2:14.59 | 575 | 30.94 | 1:05.00 | 1:40.04 | 2:14.59 |
| 19. | DURIEUX Yannick | 02 | CD54 Natation | 2:15.19 | 567 | 31.45 | 1:05.13 | 1:40.28 | 2:15.19 |
| 20. | PLOWMAN Archie | 01 | Swim England East Midlands | 2:17.38 | 540 | 32.44 | 1:06.86 | 1:42.48 | 2:17.38 |





Fédération Luxembourgeoise
de Natation et de Sauvetage

LUXEMBOURG

LET'S MAKE IT HAPPEN

21st Luxembourg Euro Meet 2019
Luxembourg, 25th - 27th January 2019

Event 132

27.01.2019 - 16:10

Women, 200m Medley

sponsored by: Rosport

Open

Results Finals

| | | | | | |
|-----------------|---------|----------------|-----|-------------|------------|
| Meet Record | 2:10.46 | HOSSZU Katinka | HUN | Luxembourg | 28.01.2017 |
| World Record | 2:06.12 | HOSSZU Katinka | HUN | Kazan (RUS) | 03.08.2015 |
| European Record | 2:06.12 | HOSSZU Katinka | HUN | Kazan (RUS) | 03.08.2015 |

Points: FINA 2018

| Rank | | YB | | Time | Pts | 50m | 100m | 150m | 200m |
|---------|--------------------------|----|-------------------------------|----------------|-----|-------|---------|---------|---------|
| Final A | | | | | | | | | |
| 1. | HOSSZU Katinka | 89 | Iron Swim | 2:11.99 | 872 | 28.80 | 1:02.76 | 1:41.16 | 2:11.99 |
| 2. | UGOLKOVA Maria | 89 | Schwimmclub Uster Wallisellen | 2:13.88 | 835 | 28.75 | 1:02.43 | 1:41.78 | 2:13.88 |
| 3. | STEPHENS Laura | 99 | Plymouth Leander SC | 2:17.49 | 771 | 28.67 | 1:03.70 | 1:45.26 | 2:17.49 |
| 4. | VERRASZTO Evelyn | 89 | Team Hungary | 2:18.21 | 759 | 29.17 | 1:04.66 | 1:47.15 | 2:18.21 |
| 5. | PALLESEN Victoria Haah02 | | Denmark Junior | 2:21.66 | 705 | 30.49 | 1:07.43 | 1:48.64 | 2:21.66 |
| 6. | GLENISTER Michaella | 02 | Swim England East Midlands | 2:21.98 | 700 | 30.77 | 1:08.07 | 1:48.93 | 2:21.98 |
| 7. | VILLESEN Katrine Bukh | 00 | Aalborg Svoemmeklub | 2:22.03 | 700 | 30.68 | 1:07.29 | 1:49.89 | 2:22.03 |
| 8. | HERKLE Kim | 03 | SV Cannstatt 1898 e.V. | 2:22.91 | 687 | 31.04 | 1:08.99 | 1:49.49 | 2:22.91 |
| 9. | EBBESEN Elisabeth Sab02 | | Denmark Junior | 2:24.86 | 659 | 30.34 | 1:08.06 | 1:52.54 | 2:24.86 |
| 10. | DUUS Mia Steen | 01 | Denmark Senior | 2:25.11 | 656 | 29.99 | 1:09.34 | 1:51.38 | 2:25.11 |
| Final B | | | | | | | | | |
| 11. | COLBERT Freya | 04 | Swim England East Midlands | 2:19.71 | 735 | 30.36 | 1:06.51 | 1:46.89 | 2:19.71 |
| 12. | BROEKHOVEN Lana | 03 | Plymouth Leander SC | 2:22.79 | 689 | 30.89 | 1:08.36 | 1:48.45 | 2:22.79 |
| 13. | ASPRISSI Karen | 02 | Team Insubrika | 2:23.26 | 682 | 29.52 | 1:06.07 | 1:49.65 | 2:23.26 |
| 14. | HUBER Annika | 03 | VFL Sindelfingen | 2:23.70 | 676 | 30.88 | 1:08.00 | 1:49.71 | 2:23.70 |
| 15. | DAVIES Erin | 03 | Swim Wales | 2:24.07 | 670 | 31.21 | 1:07.70 | 1:49.88 | 2:24.07 |
| 16. | HAWORTH Tara | 99 | Edinburgh University | 2:24.20 | 669 | 29.92 | 1:07.19 | 1:50.17 | 2:24.20 |
| 17. | BLOMSTERBERG Thea | 02 | Denmark Junior | 2:25.42 | 652 | 31.38 | 1:11.23 | 1:50.58 | 2:25.42 |
| 18. | FRANQUINET Ambre | 04 | Liege Mosan | 2:25.59 | 650 | 31.78 | 1:09.80 | 1:51.25 | 2:25.59 |
| 19. | JUNG Maike | 02 | Swimteam Heddos | 2:28.46 | 613 | 31.67 | 1:12.21 | 1:53.25 | 2:28.46 |
| DSQ | KRONIGER Anna | 00 | SV Blau-Weiss Bochum | | | | | | |

B14 - did not touch the wall with both hands simultaneously and separated at the turn / finish (SW 7.6) (Time: 16:15)





Fédération Luxembourgeoise
de Natation et de Sauvetage

LUXEMBOURG

LET'S MAKE IT HAPPEN

21st Luxembourg Euro Meet 2019
Luxembourg, 25th - 27th January 2019

Event 133 Men, 200m Medley Open
27.01.2019 - 16:14 sponsored by: Sales-Lentz Results Finals

| | | | | | |
|-----------------|---------|-------------|-----|----------------|------------|
| Meet Record | 1:59.01 | CSEH Laszlo | HUN | Luxembourg | 30.01.2016 |
| World Record | 1:54.00 | LOCHTE Ryan | USA | Shanghai (CHN) | 28.07.2011 |
| European Record | 1:55.18 | CSEH Laszlo | HUN | Rome (ITA) | 29.07.2009 |

Points: FINA 2018

| Rank | YB | | Time | Pts | 50m | 100m | 150m | 200m |
|---------|------------------------|-------------------------------------|----------------|-----|-------|---------|---------|---------|
| Final A | | | | | | | | |
| 1. | RAZZETTI Alberto | 99 Italian Swimming Federation | 2:01.89 | 818 | 25.79 | 57.97 | 1:33.34 | 2:01.89 |
| 2. | VERRASZTO David | 88 Team Hungary | 2:01.99 | 816 | 27.08 | 58.33 | 1:33.35 | 2:01.99 |
| 3. | STUPIN Maxim | 00 Moscow Club | 2:02.45 | 806 | 26.39 | 57.93 | 1:32.79 | 2:02.45 |
| 4. | KNIPPING Arjan | 94 PSV | 2:03.38 | 788 | 26.49 | 58.74 | 1:33.40 | 2:03.38 |
| 5. | STACCHIOTTI Raphael | 92 Fed. Luxembourgeoise de Natation | 2:03.90 | 778 | 26.22 | 58.47 | 1:35.00 | 2:03.90 |
| 6. | FLOHR Julius | 95 Hessischer Schwimm-Verband | 2:06.86 | 725 | 28.38 | 59.95 | 1:37.72 | 2:06.86 |
| 7. | SHEMBEREV Maksym | 93 Azerbaijan | 2:06.97 | 723 | 27.19 | 1:00.45 | 1:35.88 | 2:06.97 |
| 8. | STROEBEK Lucas Bruun | 01 Denmark Junior | 2:07.99 | 706 | 27.39 | 1:00.69 | 1:38.79 | 2:07.99 |
| 9. | EICH Alexander | 02 Dresdner SC 1898 e.V. | 2:10.99 | 659 | 27.31 | 1:00.36 | 1:38.79 | 2:10.99 |
| 10. | MANETSCH Lucas | 96 Schwimmclub Uster Wallisellen | 2:11.18 | 656 | 27.84 | 1:02.16 | 1:39.83 | 2:11.18 |
| Final B | | | | | | | | |
| 11. | ELLEGAARD Arthur Daler | 01 Denmark Junior | 2:08.32 | 701 | 27.51 | 1:00.49 | 1:38.35 | 2:08.32 |
| 12. | KOST Tim Dennis | 02 SV Nikar Heidelberg | 2:09.92 | 675 | 28.49 | 1:02.56 | 1:39.64 | 2:09.92 |
| 13. | BLANCH Nicolas | 97 Aalborg Svoemmeklub | 2:10.43 | 667 | 27.45 | 1:01.72 | 1:40.15 | 2:10.43 |
| 14. | HOELBLING Alexander | 01 ATUS Knittelfeld | 2:10.85 | 661 | 27.85 | 1:01.49 | 1:40.26 | 2:10.85 |
| 15. | CHOOYIN Benjamin | 02 Swim Wales | 2:11.89 | 645 | 27.71 | 1:02.08 | 1:39.73 | 2:11.89 |
| 16. | CARNEIRO Joao | 03 Swimming Luxembourg | 2:12.97 | 630 | 28.10 | 1:03.82 | 1:42.26 | 2:12.97 |
| 17. | JODIN Mateo | 01 FFN Ouest | 2:13.40 | 624 | 27.17 | 1:01.19 | 1:41.64 | 2:13.40 |
| 18. | VALENTI Thomas | 02 Polisportiva Comunale Riccione | 2:13.43 | 623 | 27.36 | 1:00.49 | 1:41.39 | 2:13.43 |
| 19. | LE PAPE Thomas | 03 FFN Ouest | 2:14.78 | 605 | 28.92 | 1:04.73 | 1:43.86 | 2:14.78 |
| DNS | ZDZIEBLO Piotr | 02 WKS Slask | | | | | | |





Fédération Luxembourgeoise
de Natation et de Sauvetage

LUXEMBOURG

LET'S MAKE IT HAPPEN

21st Luxembourg Euro Meet 2019
Luxembourg, 25th - 27th January 2019

Event 134 Women, 100m Freestyle Open
27.01.2019 - 16:18 sponsored by: Ministère des Sports Results Finals

| | | | | | |
|-----------------|-------|------------------|-----|----------------|------------|
| Meet Record | 53.21 | SJOESTROEM Sarah | SWE | Luxembourg | 29.01.2017 |
| World Record | 51.71 | SJOESTROEM Sarah | SWE | Budapest (HUN) | 23.07.2017 |
| European Record | 51.71 | SJOESTROEM Sarah | SWE | Budapest (HUN) | 23.07.2017 |

Points: FINA 2018

| Rank | YB | | Time | Pts | 50m | 100m | |
|---------|--------------------------|----|-------------------------------|--------------|-----|-------|-------|
| Final A | | | | | | | |
| 1. | SJOESTROM Sarah | 93 | Energy Standard | 53.29 | 913 | 25.70 | 53.29 |
| 2. | KOST Nina | 95 | Schwimmclub Uster Wallisellen | 54.63 | 848 | 26.19 | 54.63 |
| 3. | FERRAIOLI Erika | 86 | Italian Swimming Federation | 55.54 | 807 | 26.72 | 55.54 |
| 4. | FOOS Reva | 93 | Hessischer Schwimm-Verband | 55.57 | 805 | 26.90 | 55.57 |
| 5. | MROZINSKI Julia | 00 | SGS Hamburg | 55.94 | 789 | 26.78 | 55.94 |
| 6. | DI PIETRO Silvia | 93 | Italian Swimming Federation | 56.16 | 780 | 26.94 | 56.16 |
| 7. | HOEPINK Lisa | 98 | SG Essen | 56.93 | 749 | 27.58 | 56.93 |
| 8. | MALUKA Ieva | 03 | BJSS Ridzene DSN | 57.00 | 746 | 27.45 | 57.00 |
| 9. | UGOLKOVA Maria | 89 | Schwimmclub Uster Wallisellen | 58.54 | 689 | 27.96 | 58.54 |
| 10. | HOSSZU Katinka | 89 | Iron Swim | 59.19 | 666 | 28.19 | 59.19 |
| Final B | | | | | | | |
| 11. | EBBESEN Elisabeth Sabroe | 02 | Denmark Junior | 56.51 | 766 | 27.37 | 56.51 |
| 12. | MASSON Rachel-Louise | 95 | Edinburgh University | 56.63 | 761 | 27.44 | 56.63 |
| 13. | BORRA Giulia | 01 | Team Insubrika | 57.22 | 738 | 27.47 | 57.22 |
| 14. | BIANCHI Ilaria | 90 | Italian Swimming Federation | 57.58 | 724 | 27.39 | 57.58 |
| 15. | BARRETT Karoline | 02 | Denmark Junior | 57.59 | 723 | 27.10 | 57.59 |
| 16. | PROUFF Faustine | 88 | Stade de Vanves | 57.61 | 723 | 27.66 | 57.61 |
| 17. | LE BRIS Clara | 03 | FFN Ouest | 57.65 | 721 | 27.92 | 57.65 |
| 18. | KLEYBOLDT Rosalie | 03 | SC Wiesbaden 1911 | 57.92 | 711 | 27.95 | 57.92 |
| 19. | PILHATSCH Caroline | 99 | AT Graz | 57.98 | 709 | 27.64 | 57.98 |
| 20. | VAN ROON Valerie | 98 | KNZB | 58.00 | 708 | 27.56 | 58.00 |





Fédération Luxembourgeoise
de Natation et de Sauvetage

LUXEMBOURG

LET'S MAKE IT HAPPEN

21st Luxembourg Euro Meet 2019
Luxembourg, 25th - 27th January 2019

Event 135

27.01.2019 - 16:21

Men, 100m Freestyle

sponsored by: Ministère des Sports

Open

Results Finals

| | | | | | |
|-----------------|-------|---------------------|-----|------------|------------|
| Meet Record | 48.50 | STJEPANOVIC Velimir | SRB | Luxembourg | 31.01.2016 |
| World Record | 46.91 | CIELO Cesar | BRA | Rome (ITA) | 30.07.2009 |
| European Record | 47.12 | BERNARD Alain | FRA | Rome (ITA) | 30.07.2009 |

Points: FINA 2018

| Rank | YB | | Time | Pts | 50m | 100m |
|---------|----|---|--------------|-----|-------|-------|
| Final A | | | | | | |
| 1. | 98 | SHEVTSOV Sergii Energy Standard | 49.39 | 856 | 23.46 | 49.39 |
| 2. | 00 | KOLESIKOV Kliment Moscow Club | 49.48 | 852 | 23.82 | 49.48 |
| 3. | 99 | DUBININ Vladimir Moscow Club | 49.62 | 844 | 23.96 | 49.62 |
| 4. | 98 | MIRESSI Alessandro Italian Swimming Federation | 50.09 | 821 | 24.05 | 50.09 |
| 5. | 92 | AERENTS Jasper Brugse Zwem- & Reddingskring | 50.25 | 813 | 23.74 | 50.25 |
| 6. | 89 | FILDEBRANDT Christoph SSG Saar Max Ritter | 50.31 | 810 | 24.38 | 50.31 |
| 7. | 94 | PUTS Jesse KNZB | 50.78 | 788 | 24.08 | 50.78 |
| 8. | 01 | MIROSLAW Rafael SG HT16 Hamburg | 50.99 | 778 | 24.31 | 50.99 |
| 9. | 00 | ZORZETTO Devid Tiro a Volo Nuoto | 51.12 | 772 | 24.48 | 51.12 |
| 10. | 01 | BURDISSO Frederico Italian Swimming Federation | 51.38 | 761 | 24.25 | 51.38 |
| Final B | | | | | | |
| 11. | 95 | CHRISTENSEN Kevin Witt Farum | 50.70 | 792 | 24.42 | 50.70 |
| 12. | 90 | DOTTO Luca Italian Swimming Federation | 51.42 | 759 | 24.45 | 51.42 |
| 13. | 96 | GOOSEN Mathys KNZB | 51.46 | 757 | 24.58 | 51.46 |
| 14. | 02 | BUKHOV Vladyslav Ukrainian Swimming Federation | 51.49 | 756 | 24.28 | 51.49 |
| 15. | 97 | MANNES Max Fed. Luxembourgeoise de Natation | 51.60 | 751 | 24.82 | 51.60 |
| 16. | 98 | DINE MOREIRA Orhan EN Tours | 51.67 | 748 | 24.81 | 51.67 |
| 17. | 00 | HANSEN Andreas Denmark Senior | 51.88 | 739 | 24.85 | 51.88 |
| 18. | 98 | MELLEMA Berjen KNZB-OC | 52.06 | 731 | 25.11 | 52.06 |
| 19. | 97 | KAS'YAN Bogdan Ukrainian Swimming Federation | 52.13 | 728 | 24.75 | 52.13 |
| 20. | 95 | NOWOSAD Max SG Neukoelln e.V. Berlin | 52.52 | 712 | 25.16 | 52.52 |



Fédération Luxembourgeoise
de Natation et de Sauvetage**LUXEMBOURG**

LET'S MAKE IT HAPPEN

21st Luxembourg Euro Meet 2019
Luxembourg, 25th - 27th January 2019

| Event 36 | Mixed, 4 x 100m Medley | | | | Open |
|--------------------|------------------------------------|---------------|-----|----------------|------------|
| 27.01.2019 - 17:50 | sponsored by: Ministère des Sports | | | | Results |
| Meet Record | 3:52.54 | Great Britain | GBR | Luxembourg | 28.01.2018 |
| World Record | 3:38.56 | United States | USA | Budapest (HUN) | 26.07.2017 |
| European Record | 3:40.18 | Great Britain | GBR | Glasgow (GBR) | 06.08.2018 |

Points: FINA 2018


| Rank | | | | | Time | Pts | |
|------|------------------------------------|-------------|----------------------------------|-----------------------|----------------|-------|---------|
| 1. | SG Essen 1 | | SG Essen | | 4:00.40 | 751 | |
| | HOEPINK Lisa | +0.62 31.81 | 1:05.41 | REDEMANN Fleming | +0.30 | 25.59 | 55.17 |
| | PILGER Maximilian | +0.31 28.41 | 1:02.00 | RUHNAU Alice | +0.23 | 27.88 | 57.82 |
| 2. | Féd. Luxembourgeoise de Natation 1 | | Fed. Luxembourgeoise de Natation | | 4:03.12 | 726 | |
| | MANNES Max | +0.58 27.77 | 57.20 | PETERS Lena | +0.52 | 30.10 | 1:04.64 |
| | STACCHIOTTI Raphael | +0.17 29.61 | 1:03.82 | OLIVIER Monique | +0.30 | 27.64 | 57.46 |
| 3. | Team Hungary 1 | | Team Hungary | | 4:04.41 | 715 | |
| | VERRASZTO Evelyn | +0.65 32.89 | 1:06.96 | SZILAGYI Liliana | +0.41 | 28.30 | 1:01.09 |
| | VERRASZTO David | +0.57 30.58 | 1:04.23 | BICZO Bence | +0.60 | 25.51 | 52.13 |
| 4. | Swim England East Midlands 2 | | Swim England East Midlands | | 4:06.02 | 701 | |
| | POOLE Charlie | +0.62 29.50 | 1:00.39 | WIZARD Betsy | +0.34 | 28.45 | 1:01.79 |
| | ARNOLD Toby | +0.29 30.29 | 1:05.56 | YENDELL Sophie | +0.49 | 27.58 | 58.28 |
| 5. | KNZB-OC 1 | | KNZB-OC | | 4:06.45 | 697 | |
| | JANSEN Thomas | +0.61 28.97 | 1:00.86 | NUNES Chefanja | +0.39 | 28.70 | 1:02.30 |
| | METZ Rosey | +0.24 33.03 | 1:12.18 | MELLEMA Berjen | +0.20 | 24.31 | 51.11 |
| 6. | SC Wiesbaden 1911 1 | | SC Wiesbaden 1911 | | 4:06.76 | 694 | |
| | ZIEMANN Felix | +0.65 28.18 | 57.96 | KLEYBOLDT Rosalie | +0.06 | 28.60 | 1:02.39 |
| | ERHART Samira Svea | +0.22 33.55 | 1:13.96 | AX Joel | 0.00 | 24.64 | 52.45 |
| 7. | FFN Ouest 1 | | FFN Ouest | | 4:08.91 | 676 | |
| | JODIN Mateo | +0.57 28.98 | 59.18 | BIDEAU Thais | +0.44 | 28.67 | 1:03.00 |
| | LE GOFF Yann | +0.60 31.46 | 1:07.92 | INGOGLIA Joanne | +0.27 | 27.73 | 58.81 |
| 8. | Team West 1 | | Team West | | 4:08.96 | 676 | |
| | FORSS Trine | +0.68 31.16 | 1:04.45 | SWEGMARK Ida | +0.02 | 29.42 | 1:04.27 |
| | OLSSON Elliot | +0.31 29.70 | 1:05.80 | ARVIDSSON Anton | +0.14 | 25.21 | 54.44 |
| 9. | Swim England East Midlands 1 | | Swim England East Midlands | | 4:10.47 | 664 | |
| | PLOWMAN Archie | +0.74 31.18 | 1:04.29 | ELLIOTT Maisie | +0.43 | 29.17 | 1:02.62 |
| | PEMBERTON Joshua | +0.45 31.12 | 1:06.46 | SLEVIN Mia | +0.46 | 28.02 | 57.10 |
| 10. | SSG Saar Max Ritter 1 | | SSG Saar Max Ritter | | 4:10.57 | 663 | |
| | APUSHKINSKAYA Anna | +0.60 32.77 | 1:07.64 | SCHNAGL Emelie | +0.49 | 29.97 | 1:04.61 |
| | SCHMIDT Marten | +0.30 31.37 | 1:07.74 | FILDEBRANDT Christoph | +0.35 | 24.45 | 50.58 |
| 11. | Team West 2 | | Team West | | 4:10.98 | 660 | |
| | OLSSON Melker | +0.72 29.22 | 1:00.20 | WIJK Mellie | +0.52 | 29.94 | 1:04.62 |
| | SCHIMMEL Hijja | +0.04 33.61 | 1:12.44 | RUDQVIST Samuel | +0.40 | 25.72 | 53.72 |
| 12. | KNZB-OC 2 | | KNZB-OC | | 4:12.01 | 652 | |
| | STREEFLAND Keanu | +0.72 30.48 | 1:03.80 | SPIERING Femke | +0.31 | 30.03 | 1:02.70 |
| | VAN DEN HEUVEL Quinn | +0.44 30.87 | 1:07.35 | KOEHORST Britta | +0.15 | 27.84 | 58.16 |
| 13. | FFN Ouest 2 | | FFN Ouest | | 4:12.68 | 647 | |
| | TREGOAT Angeline | +0.61 32.99 | 1:08.58 | PICOCHÉ Louis | +0.37 | 26.11 | 57.28 |
| | DUPONT Zia | +0.60 33.89 | 1:13.80 | SOULARD Nathanael | +0.37 | 25.33 | 53.02 |
| 14. | Féd. Luxembourgeoise de Natation 2 | | Fed. Luxembourgeoise de Natation | | 4:12.92 | 645 | |
| | FABIANI Remi | +0.60 29.02 | 1:01.20 | PETERS Emma | +0.47 | 30.31 | 1:06.33 |
| | ROLKO Ricky | +0.29 30.80 | 1:06.32 | BANKY Jacqueline | +0.37 | 27.89 | 59.07 |

Splash Meet Manager, 11.57964

Registered to FLNS

27.01.2019 18:04 - Page 209





Fédération Luxembourgeoise
de Natation et de Sauvetage

LUXEMBOURG

LET'S MAKE IT HAPPEN

21st Luxembourg Euro Meet 2019
Luxembourg, 25th - 27th January 2019

Event 36, Mixed, 4 x 100m Medley, Open

| Rank | | | | | Time | Pts | |
|------|----------------------------------|-------------|--------------------------------|----------------|----------------|-------|---------|
| 15. | Polisportiva Comunale Riccione 1 | | Polisportiva Comunale Riccione | | 4:14.26 | 635 | |
| | VALENTI Thomas | +0.55 29.66 | 1:01.35 | ANDREINI Luca | +0.03 | 26.40 | 59.59 |
| | MAZZONI Samanta | +0.20 33.16 | 1:12.02 | RICCHI Aurora | +0.05 | 29.03 | 1:01.30 |
| 16. | Aalborg Svoemmeklub 1 | | Aalborg Svoemmeklub | | 4:18.46 | 604 | |
| | OTTESEN Camilla | +0.78 34.28 | 1:11.24 | BLANCH Nicolas | +0.32 | 26.45 | 56.89 |
| | LANGLEY Lawrence | +0.34 31.97 | 1:09.81 | RIJKHOFF Lisa | +0.27 | 28.31 | 1:00.52 |
| 17. | Swim Team Lucerne 1 | | Swim Team Lucerne | | 4:33.97 | 507 | |
| | BURRI Valentina | +0.72 33.38 | 1:08.69 | NAEF Marcel | +0.31 | 28.62 | 1:03.50 |
| | MAISSEN Fiona | +0.09 38.61 | 1:24.29 | SCHMIDIGER Ian | +0.38 | 26.95 | 57.49 |

